




Annual Estimates of Employment, Earnings and Hours



1984 - 1996

"Help-Wanted Index, 1981-1996"
supplement included

Les estimations annuelles de l'emploi, des gains et de la durée du travail

1984 - 1996

Ci-inclus, supplément de "L'Indice de
l'offre d'emploi, 1981-1996"



Data in many forms

Statistics Canada disseminates data in a variety of forms. In addition to publications, both standard and special tabulations are offered. Data are available on the Internet, compact disc, diskette, computer printouts, microfiche and microfilm, and magnetic tape. Maps and other geographic reference materials are available for some types of data. Direct online access to aggregated information is possible through CANSIM, Statistics Canada's machine-readable database and retrieval system.

How to obtain more information

Inquiries about this publication and related statistics or services should be directed to: Analysis and Dissemination Section, Labour Division, Statistics Canada, Ottawa, Ontario, K1A 0T6, telephone: (613) 951-4090, fax: (613) 951-4087 or by Internet: labour@statcan.ca or to the Statistics Canada Regional Reference Centre in:

Halifax	(902) 426-5331	Regina	(306) 780-5405
Montreal	(514) 283-5725	Edmonton	(403) 495-3027
Ottawa	(613) 951-8116	Calgary	(403) 292-6717
Toronto	(416) 973-6586	Vancouver	(604) 666-3691
Winnipeg	(204) 983-4020		

You can also visit our World Wide Web site:
<http://www.statcan.ca>

Toll-free access is provided for all users who reside outside the local dialing area of any of the Regional Reference Centres.

National enquiries line	1 800 263-1136
National telecommunications device for the hearing impaired	1 800 363-7629
Order-only line (Canada and United States)	1 800 267-6677

Standards of service to the public

Statistics Canada is committed to serving its clients in a prompt, reliable and courteous manner and in the official language of their choice. To this end, the agency has developed standards of service which its employees observe in serving its clients. To obtain a copy of these service standards, please contact your nearest Statistics Canada Regional Reference Centre.

Des données sous plusieurs formes

Statistique Canada diffuse les données sous formes diverses. Outre les publications, des totalisations habituelles et spéciales sont offertes. Les données sont disponibles sur Internet, disque compact, disquette, imprimé d'ordinateur, microfiche et microfilm, et bande magnétique. Des cartes et d'autres documents de référence géographiques sont disponibles pour certaines sortes de données. L'accès direct à des données agrégées est possible par le truchement de CANSIM, la base de données ordi-nologique et le système d'extraction de Statistique Canada.

Comment obtenir d'autres renseignements

Toute demande de renseignements au sujet de la présente publication ou au sujet de statistiques ou de services connexes doit être adressée à: Section de l'analyse et de la diffusion, Division du travail, Statistique Canada, Ottawa, Ontario, K1A 0T6, téléphone: (613) 951-4090, télécopieur (613) 951-4087 ou par Internet: labour@statcan.ca ou à l'un des centres de consultation régionaux de Statistique Canada:

Halifax	(902) 426-5331	Régina	(306) 780-5405
Montréal	(514) 283-5725	Edmonton	(403) 495-3027
Ottawa	(613) 951-8116	Calgary	(403) 292-6717
Toronto	(416) 973-6586	Vancouver	(604) 666-3691
Winnipeg	(204) 983-4020		

Vous pouvez également visiter notre site sur le Web:
<http://www.statcan.ca>

Un service d'appel interurbain sans frais est offert à tous les utilisateurs qui habitent à l'extérieur des zones de communication locale des centres de consultation régionaux.

Service national de renseignements	1 800 263-1136
Service national d'appareils de télécommunications pour les malentendants	1 800 363-7629
Numéro pour commander seulement (Canada et États-Unis)	1 800 267-6677

Normes de service au public

Statistique Canada s'engage à fournir à ses clients des services rapides, fiables et courtois et dans la langue officielle de leur choix. À cet égard, notre organisme s'est doté de normes de service à la clientèle qui doivent être observées par les employés lorsqu'ils offrent des services à la clientèle. Pour obtenir une copie de ces normes de service, veuillez communiquer avec le centre de consultation régional de Statistique Canada le plus près de chez vous.



Join the thousands
who access this site every day.

www.statcan.ca

YOUR ACCESS ROUTE TO STATISTICS CANADA

www.statcan.ca is your newest route to statistical information profiling Canada's business, economy and society. This easy to navigate and fully searchable site provides a wealth of information about Canada and Canadians. As Canada's national statistical agency, **www.statcan.ca** is your first stop in search of the latest numbers that profile our economy and society. Your direct link to labour market data is **labour@statcan.ca**, fax: (613) 951-4087, telephone: (613) 951-4090.



Faites comme les milliers d'autres personnes qui
visitent chaque jour notre site

www.statcan.ca

VOTRE VOIE D'ACCÈS À L'INFORMATION DE STATISTIQUE CANADA

www.statcan.ca est la toute nouvelle route que vous pouvez utiliser pour accéder à l'information statistique qui trace le profil de la société, de l'économie et des affaires du Canada. Vous trouverez une gamme d'information sur le Canada et les Canadiens grâce à ce site dans lequel vous naviguerez facilement et où vous pourrez faire de la recherche par mot-clé. Faites votre premier arrêt au site **www.statcan.ca** de l'agence nationale statistique du Canada lorsque vous êtes à la recherche des plus récentes données qui façonnent notre économie et notre société. Votre liaison directe aux données sur le marché du travail est **labour@statcan.ca**, télécopieur: (613) 951-4087, téléphone: (613) 951-4090.



Annual Estimates of Employment, Earnings and Hours

1984 - 1996

Les estimations annuelles de l'emploi, des gains et de la durée du travail

1984 - 1996

Published by authority of the Minister
responsible for Statistics Canada

© Minister of Industry, 1997

All rights reserved. No part of this publication may be reproduced,
stored in a retrieval system or transmitted in any form or by any
means, electronic, mechanical, photocopying, recording or
otherwise without prior written permission from Licence Services,
Marketing Division, Statistics Canada, Ottawa, Ontario, Canada
K1A 0T6.

Price:
Canada:
Diskette: \$120 + GST and applicable PST or HST
Diskette and paper: \$150 + GST and applicable PST or HST

Other countries:
Diskette: \$120 US
Diskette and paper: \$150 US

Catalogue no. 72F0002XIE

Ottawa

Note of Appreciation

Canada owes the success of its statistical system to a long-
standing co-operation involving Statistics Canada, the citizens of
Canada, its businesses, governments and other institutions.
Accurate and timely statistical information could not be produced
without their continued co-operation and goodwill.

Publication autorisée par le ministre
responsable de Statistique Canada

© Ministre de l'Industrie, 1997

Tous droits réservés. Il est interdit de reproduire ou de transmettre le contenu de la présente
publication, sous quelque forme ou par quelque moyen que ce soit, enregistrement sur support
magnétique, reproduction électronique, mécanique, photographique, ou autre, ou de
l'emmagasiner dans un système de recouvrement, sans l'autorisation écrite préalable des
Services de concession des droits de licence, Division du marketing, Statistique Canada,
Ottawa, Ontario, Canada K1A 0T6.

Prix:
Canada:
Disquette: 120\$ + TPS et la TVP en vigueur ou la TVH
Disquette et copie papier: 150\$ + TPS et la TVP en vigueur ou la TVH.

Autres pays:
Disquette: 120 \$ US
Disquette et copie papier: 150 \$ US

N° 72F0002XIF au catalogue


Ottawa


Note de reconnaissance

Le succès du système statistique du Canada repose sur un partenariat bien
établi entre Statistique Canada et la population, les entreprises, les administrations canadiennes
et les autres organismes. Sans cette collaboration et cette bonne volonté, il serait impossible de
produire des statistiques précises et actuelles.

Table of Contents

Table des matières

 to access data in spreadsheet format. Page VI
Employment, Earnings and Hours. Page 1-217
Help-Wanted Index. Page 219-247

 Comment accéder aux données dans un chiffrier électronique. Page VI
Emploi, gains et durée du travail. Page 1-217
Indice de l'offre d'emploi. Page 219-247

Employment, Earnings and Hours Table

Emploi, gains et durée du travail Tableau

1 Estimates of Employment, for All Employees, by Industry, Canada, Provinces and Territories. Page 1

1 Estimations de l'emploi, pour l'ensemble des salariés, par industrie, Canada, provinces et territoires. Page 1

2 Estimates of Average Weekly Earnings (including overtime), for All Employees, by Industry, Canada, Provinces and Territories. Page 39

2 Estimations de la rémunération hebdomadaire moyenne, (incluant le temps supplémentaire), pour l'ensemble des salariés, par industrie, Canada, provinces et territoires. Page 39

3a Estimates of Total Weekly Payrolls, for All Employees, for Selected Industries, Canada, Provinces and Territories. Page 77

3a Estimations de la rémunération hebdomadaire brute, pour l'ensemble des salariés, pour une sélection d'industries, Canada, provinces et territoires. Page 77

3b Growth Rates for the Estimates of the Total Weekly Payrolls, for All Employees, for Selected Industries, Canada, Provinces and Territories. Page 87

3b Taux de croissance pour les estimations de la rémunération hebdomadaire brute, pour l'ensemble des salariés, pour une sélection d'industries, Canada, provinces et territoires. Page 87

4 Estimates of Employment, for Employees paid by the Hour, by Industry, Canada, Provinces and Territories. Page 97

4 Estimations de l'emploi, pour les salariés rémunérés à l'heure, par industrie, Canada, provinces et territoires. Page 97

Table of Contents

Table des matières

Employment, Earnings and Hours

Table...continued

Emploi, gains et durée du travail

Tableau.....suite

5 Estimates of Average Hourly Earnings, for Employees paid by the Hour, by Industry, Canada, Provinces and Territories. Page 129

5 Estimations de la rémunération horaire moyenne, pour les salariés rémunérés à l'heure, par industrie, Canada, provinces et territoires. Page 129

6 Estimates of Average Weekly Hours, for Employees paid by the Hour, by Industry, Canada, Provinces and Territories. Page 161

6 Estimations des heures hebdomadaires moyennes, pour les salariés rémunérés à l'heure, par industrie, Canada, provinces et territoires. Page 161

7a Estimates of Total Weekly Payrolls, for Employees paid by the Hour, for Selected Industries, Canada, Provinces and Territories. Page 193

7a Estimations de la rémunération hebdomadaire brute, pour les salariés rémunérés à l'heure, pour une sélection d'industries, Canada, provinces et territoires. Page 193

7b Growth Rates for the Estimates of Total Weekly Payrolls, for Employees paid by the Hour, for Selected Industries, Canada, Provinces and Territories. Page 203

7b Taux de croissance pour les estimations de la rémunération hebdomadaire brute, pour les salariés rémunérés à l'heure, pour une sélection d'industries, Canada, provinces et territoires. Page 203

ž Survey Overview of the Survey of Employment, Payrolls and Hours. Page 213

ž Aperçu de l'Enquête sur l'emploi, la rémunération et les heures. Page 213

ž How to Access Electronic data. Page VI

ž Comment accéder aux données électroniques. Page VI

Table of Contents

Table des matières

Help-Wanted Index

Indice de l'offre d'emploi

	Page		Page
Charts	237	Graphiques	237
Concepts and Methods	239	Concepts et méthodes	239
Tables: Regions/Provinces		Tableaux: Régions/Provinces	
Canada, Atlantic	220	Canada, Provinces de l'Atlantique	220
Newfoundland, Prince Edward Island	221	Terre-Neuve, Île-du-Prince-Édouard	221
Nova Scotia, New Brunswick	222	Nouvelle-Écosse, Nouveau-Brunswick	222
Quebec, Ontario	223	Québec, Ontario	223
Prairie Provinces, Manitoba	224	Provinces des Prairies, Manitoba	224
Saskatchewan, Alberta	225	Saskatchewan, Alberta	225
British Columbia	226	Colombie-Britannique	226
Tables: Metropolitan Areas		Tableaux: Régions métropolitaines	
St. John's	226	St. John's	226
Charlottetown, Halifax	227	Charlottetown, Halifax	227
Saint John, Moncton	228	Saint John, Moncton	228
Quebec, Sherbrooke	229	Québec, Sherbrooke	229
Montreal, Ottawa-Hull	230	Montréal, Ottawa-Hull	230
Toronto, Hamilton	231	Toronto, Hamilton	231
London, Sudbury	232	London, Sudbury	232
Winnipeg, Regina	233	Winnipeg, Régina	233
Saskatoon, Calgary	234	Saskatoon, Calgary	234
Edmonton, Vancouver	235	Edmonton, Vancouver	235
Victoria	236	Victoria	236
Annex:		Annexe:	
1 Calculation of an index	245	1 Calcul d'un indice	245
2 Weights used in the construction of the Help-Wanted Index	247	2 Poids utilisés pour construire l'Indice de l'offre d'emploi	247

Table of Contents

Table des matières

Access data in spreadsheet format:

The data contained in the electronic version can also be imported into a spreadsheet format using comma delimited ASCII files. During the installation of this electronic product, the data files (ASCII) were loaded for the survey of **Employment, Payrolls and Hours** and for the **Help-Wanted Index in the directory C:\LABOUR**. These ASCII files are identified with the extension PRN.

Employment, Payrolls and Hours tables:


The file names are constructed using the table number format from this publication followed by the geographic abbreviation. These ASCII files contain data from 1983 to 1996.

Example: Table 1 for Manitoba: TAB1_MB.PRN

Help-Wanted Index:

The data for this program are contained in the file HWI.PRN.

Geographic abbreviations

CA = Canada
 F = Newfoundland
E = Prince Edward Island
NS = Nova Scotia
PQ = Quebec
ON = Ontario

MB = Manitoba
SK = Saskatchewan
AB = Alberta
BC = British Columbia
YT = Yukon
NT = Northwest Territories

Comment accéder aux données dans un chiffrier électronique:

La version électronique de cette publication vous permet d'importer les données dans un chiffrier électronique en utilisant des fichiers ASCII (délimités par des virgules). Ces fichiers (ASCII) ont été copiés sur votre disque dur lors de l'installation de ce produit dans le répertoire **C:\LABOUR pour l'Enquête sur l'emploi, la rémunération et les heures et pour l'Indice de l'offre d'emploi**. Les fichiers ASCII sont identifiables à l'extension PRN.

L'Emploi, la rémunération et les heures:


Les données sont classées selon le numéro de tableau relatif à cette publication suivi de l'abréviation géographique. Ces fichiers (ASCII) comprennent des données à partir de 1983 à 1996.

Exemple: Tableau 1 pour le Manitoba : TAB1_MB.PRN

L'indice de l'offre d'emploi:

Les estimations de ce programme se trouvent dans le fichier HWI.PRN.

Abréviations géographiques

CA = Canada
 = Terre-Neuve
Î = Île du Prince-Édouard
NS = Nouvelle-Écosse
PQ = Québec
ON = Ontario

MB = Manitoba
SK = Saskatchewan
AB = Alberta
BC = Colombie-Britannique
YT = Yukon
NT = Territoires du Nord-Ouest

Table 1

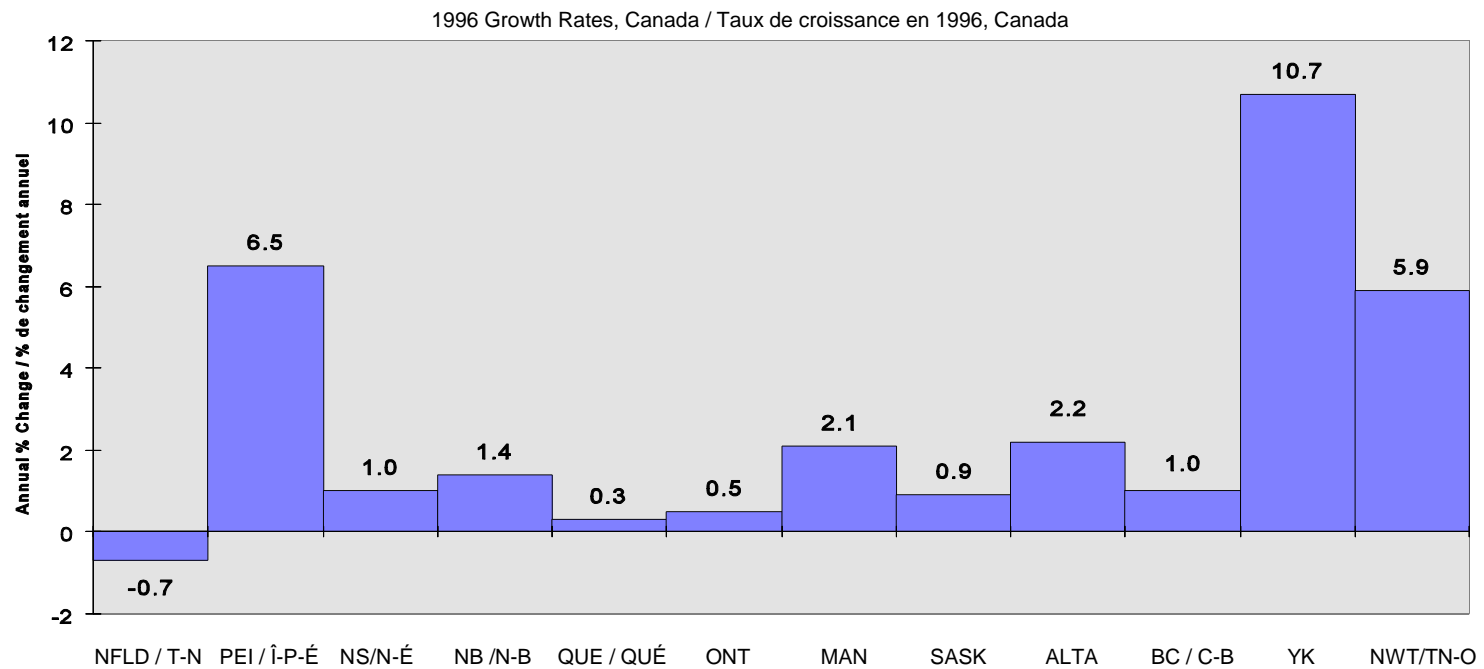
Tableau 1

Estimates of Employment, for All Employees, by Industry, Canada, Provinces and Territories.

Estimations de l'emploi, pour l'ensemble des salariés, par industrie, Canada, provinces et territoires.

Led by the construction industry, employment growth rates in 1996 were highest in the Yukon (+10.7%) and Prince Edward Island (+6.5%).

Menés par l'industrie de la construction, les taux de croissance de l'emploi en 1996 étaient plus élevés au Yukon (+10,7 %) et à l'Île-du-Prince-Édouard (+6,5 %).



Canada
Provinces and Territories / Provinces et Territoires

Page
2
10

Table 1

Estimates of Employment, for All Employees, by Industry, Canada, Provinces and Territories.

Tableau 1

Estimations de l'emploi, pour l'ensemble des salariés, par industrie, Canada, provinces et territoires.

SIC 1980 CTI	Industry Industrie	EMPLOYMENT IN THOUSANDS - EMPLOI EN MILLIERS												
		1984	1985	1986	1987	1988	1989	1990	1991	1992	1993	1994	1995	1996
CANADA														
041-051	Logging and forestry - Exploitation forestière et serv. forestiers	67.0	66.2	61.0	68.1	67.0	68.8	62.9	62.2	60.9	64.7	65.6	68.3	65.8
041	Logging - Exploitation forestière	53.1	52.0	46.7	52.7	50.5	51.4	44.9	45.2	42.6	44.9	46.3	48.6	47.3
051	Forestry services - Services forestiers	13.9	14.2	14.3	15.4	16.5	17.4	18.0	17.0	18.3	19.8	19.4	19.6	18.5
061-092	Mining (incl. milling), quarrying and oil wells Mines (y compris broyage), carrières et puits de pétrole	163.5	169.0	157.7	157.6	164.3	160.8	157.7	151.0	133.1	124.8	137.1	134.4	131.2
061-063	Mining - Mines	69.9	69.0	66.2	66.3	67.5	67.5	65.5	58.8	54.5	50.7	50.2	51.6	51.1
061	Metal mines - Mines de métaux	48.7	46.8	44.0	44.7	45.8	46.0	43.8	38.0	36.2	33.2	32.5	33.5	33.5
062	Non-metal mines (except coal) - Mines de minerais non métalliques (sauf le charbon)	11.8	11.7	11.3	11.8	11.3	11.2	11.0	10.1	9.8	9.7	9.7	9.7	9.2
063	Coal mines - Mines de charbon	9.3	10.4	11.0	9.9	10.4	10.3	10.7	10.7	8.5	7.8	8.0	8.4	8.4
071-071	Crude petroleum & natural gas - Pétrole brut et gaz naturel	42.6	44.0	41.8	40.5	42.6	43.7	43.9	44.5	40.2	33.2	35.8	35.8	34.9
081-082	Quarries and sand pits - Carrières et sablières	5.2	4.7	4.4	5.9	6.2	7.5	8.8	7.8	7.1	7.6	8.6	8.9	8.2
081	Stone quarries - Carrières	1.6	1.4	1.4	1.9	2.1	2.4	3.0	2.6	2.6	2.1	2.8	2.6	2.4
082	Sand and gravel pits - Sablières et gravières	3.6	3.3	3.0	4.0	4.1	5.1	5.7	5.1	4.5	5.5	5.9	6.4	5.8
091-092	Services incidental to mineral extraction - Industrie des services miniers	45.9	51.3	45.3	44.9	48.0	42.1	39.5	39.9	31.2	33.2	42.5	38.1	37.0
091	Services incid. to crude petroleum & nat. gas - Services relat. au pétrole brut et au gaz nat.	33.6	37.5	31.5	30.4	32.4	29.0	28.1	29.9	23.1	25.4	32.9	28.2	26.4
092	Services incidental to mining - Services relatifs à l'extraction minière	12.3	13.8	13.8	14.5	15.6	13.1	11.4	10.0	8.1	7.8	9.6	9.9	10.6
101-399	Manufacturing - Industries manufacturières	1,757.8	1,798.1	1,860.3	1,944.6	1,992.3	2,030.8	1,910.5	1,713.6	1,620.4	1,617.2	1,654.8	1,697.2	1,737.7
	Non-durable goods - Biens non durables	835.2	845.0	876.5	911.0	916.8	925.7	889.5	814.7	756.2	766.7	761.5	766.0	774.9
	Durable goods - Biens durables	922.6	953.1	983.8	1,033.6	1,075.5	1,105.1	1,021.0	899.0	864.2	850.4	893.3	931.3	962.8
101-109	Food - Aliments	180.8	186.0	190.1	203.8	207.7	202.7	197.4	187.8	184.0	179.6	181.0	182.7	188.5
101	Meat and poultry products - Viande & volaille	37.1	38.7	42.2	46.5	48.1	47.5	45.4	42.5	45.0	44.2	46.2	45.1	45.1
102	Fish products - Transformation du poisson	22.2	24.0	24.0	27.5	28.2	26.4	25.1	23.7	22.5	19.1	19.0	17.5	20.6
103	Fruit & vegetable - Fruits et légumes	19.2	18.9	19.9	21.2	20.9	19.8	19.5	17.2	16.2	16.5	14.7	16.5	17.3
104	Dairy products - Produits laitiers	20.7	21.5	20.9	21.6	21.7	22.2	23.3	23.6	20.6	20.2	20.8	23.7	22.2
105	Flour, cereal & feed - Farine, céréales et aliments pour animaux	17.4	17.4	17.4	17.5	17.4	17.1	17.2	17.0	15.0	16.2	16.5	15.8	16.7
106	Vegetable oil mills (ex. corn oil) - Huiles végétales (sauf l'huile de maïs)	0.9	0.8	0.8	0.9	0.9	0.9	0.9	0.8	0.8	1.1	1.1	1.6	1.9
107	Bakery products - Produits de boulangerie-pâtisserie	28.2	28.8	29.5	31.9	32.1	30.7	30.3	27.0	27.9	27.8	27.1	27.1	27.1
108	Sugar & sugar confectionery - Sucre et confiseries	8.5	8.5	8.4	8.5	8.8	8.5	8.3	8.7	9.5	9.6	8.6	11.7	10.2
109	Other food products - Autres produits alimentaires	26.6	27.3	26.9	28.2	29.7	29.5	27.4	27.1	26.4	24.9	26.9	23.8	27.6
111-114	Beverages - Boissons	33.1	33.4	33.4	32.4	32.5	31.5	31.2	26.7	24.7	24.6	25.8	25.1	22.5
121-122	Tobacco products - Produits du tabac	7.1	6.6	6.3	5.7	5.3	5.1	4.8	4.8	4.8	4.7	4.5	4.4	4.4
151-159	Rubber products - Produits en caoutchouc	22.5	22.5	23.2	24.2	23.0	22.6	22.0	18.7	17.3	20.8	22.1	22.0	23.8
161-169	Plastic products - Produits en matière plastique	40.4	40.4	43.7	51.1	55.2	63.2	62.4	60.8	42.5	47.6	50.3	52.0	57.6
171-171	Leather & allied products - Cuir et produits connexes	29.8	29.4	27.6	24.5	22.3	20.7	18.8	14.4	15.4	12.8	11.8	11.9	11.8
181-183	Primary textiles - Textiles de première transformation	28.5	24.6	24.8	25.1	24.9	22.9	20.4	18.2	19.0	17.2	18.8	19.7	19.7
191-199	Textile products - Produits textiles	28.6	30.1	31.6	33.0	33.7	31.8	27.8	26.4	24.7	27.6	28.1	25.8	28.0
243-249	Clothing - Habillement	107.1	113.3	120.6	120.7	120.8	116.2	110.2	90.6	75.8	85.1	83.8	84.3	85.0

Annual Estimates of Employment, Earnings and Hours, 1984-1996, Statistics Canada
Estimations annuelles de l'emploi, des gains et de la durée du travail, 1984-1996, Statistique Canada

Table 1

Estimates of Employment, for All Employees, by Industry, Canada, Provinces and Territories.

Tableau 1

Estimations de l'emploi, pour l'ensemble des salariés, par industrie, Canada, provinces et territoires.

SIC	Industry	EMPLOYMENT IN THOUSANDS - EMPLOI EN MILLIERS												
		1984	1985	1986	1987	1988	1989	1990	1991	1992	1993	1994	1995	1996
1980														
CTI	Industrie													
CANADA														
243	Men's & boys' clothing - Vêtements pour hommes et garçons	30.0	34.3	36.3	35.6	35.3	33.9	34.7	29.5	28.6	29.3	29.1	31.3	29.4
244	Women's clothing - Vêtements pour dames	37.5	37.4	40.9	41.5	42.5	39.2	33.4	25.6	20.5	25.9	25.1	25.4	27.9
245-249	Clothing n.e.c. - Habillement n.c.a.	39.6	41.5	43.3	43.6	43.0	43.1	42.2	35.4	26.8	29.8	29.6	27.6	27.6
251-259	Wood - Bois	99.5	99.4	100.6	115.8	119.8	122.2	114.7	98.1	96.0	99.7	114.6	115.5	123.2
256-259	Wood n.e.c. - Bois n.c.a.	9.3	10.0	10.3	10.4	11.3	11.3	11.8	10.9	11.3	13.6	15.3	15.5	15.9
251	Sawmill, planing mill & shingle mill products - Scieries, ateliers de rabotage et usines de bardeaux	53.3	50.0	49.2	56.6	61.7	57.3	59.5	53.5	50.8	49.5	56.6	57.6	64.6
252	Veneer & plywood - Placages & contreplaqués	8.6	8.6	8.2	9.6	9.5	8.9	8.7	7.6	7.2	7.5	8.8	9.1	8.9
254	Sash, doors & other millwork - Portes, châssis et autres bois travaillés	28.3	30.9	32.9	39.3	37.4	44.6	34.6	26.0	26.6	29.0	33.8	33.2	33.8
261-269	Furniture & fixtures - Meubles et articles d'ameublement	52.8	55.2	63.1	62.5	64.1	68.5	59.7	53.2	46.3	43.7	47.7	47.4	50.4
261	Household furniture - Meubles de maison	31.7	33.3	38.0	36.2	36.8	39.3	32.5	27.9	22.4	21.7	21.9	22.1	21.4
264	Office furniture - Meubles de bureau	8.9	10.5	12.2	13.7	13.6	13.9	12.4	10.8	9.4	9.3	11.3	10.2	11.7
269	Other furniture & fixtures - Autres meubles et articles d'ameublement	12.3	11.4	12.9	12.6	13.7	15.3	14.7	14.6	14.6	12.7	14.5	15.1	17.2
271-279	Paper & allied products - Papier et produits connexes	117.1	116.5	119.8	124.3	127.0	128.6	123.7	114.7	105.7	101.5	99.5	99.7	98.9
271	Pulp & paper - Pâtes et papiers	80.8	81.2	82.4	84.7	85.6	85.7	82.2	77.2	69.3	66.9	65.0	65.1	62.5
272	Asphalt roofing - Papier-toiture asphalté	1.2	1.2	1.3	1.6	1.6	1.7	1.5	1.4	1.7	1.6	1.6	1.5	1.5
273	Paper boxes & bags - Boîtes en carton et sacs en papier	16.0	16.1	16.2	17.6	18.1	18.1	17.3	15.3	15.3	16.9	18.6	18.9	18.4
279	Other converted paper products - Autres produits en papier transformé	19.1	18.0	19.9	20.5	21.7	23.1	22.6	20.8	19.4	16.2	14.4	14.1	16.5
281-284	Printing, publishing & allied ind. - Imprimerie, édition et industries connexes	131.3	132.7	144.8	157.1	152.3	163.4	155.2	142.2	139.0	147.1	140.7	144.9	140.1
281	Commercial printing - Impression commerciale	59.6	59.7	66.6	71.8	64.1	70.4	65.0	58.7	59.6	66.1	62.7	67.0	63.7
282	Platemaking, typesetting & bindery - Clichage, composition et reliure	18.0	19.4	18.3	20.9	19.2	19.2	16.9	15.1	14.1	15.2	16.5	17.1	16.8
283	Publishing - Édition	17.4	16.8	22.6	26.6	30.7	34.0	32.5	29.9	28.0	28.5	27.5	26.6	27.5
284	Combined publishing & printing - Impression et édition combinées	36.4	36.7	37.3	37.8	38.3	39.7	40.8	38.5	37.2	37.3	34.0	34.2	32.1
291-299	Primary metals - Première transformation des métaux	107.2	103.8	99.8	100.5	103.3	102.2	91.3	84.5	80.2	80.0	80.8	84.6	83.7
291	Primary steel - Sidérurgie	51.5	48.6	47.4	47.7	48.4	47.9	40.7	37.5	34.8	33.4	31.5	33.7	33.5
292	Steel pipes & tubes - Tubes et tuyaux d'acier	6.2	6.3	5.8	5.8	6.2	5.9	5.5	6.0	5.7	5.6	5.2	5.5	6.1
294	Iron foundries - Fonderies de fer	8.0	7.8	7.4	8.0	8.3	7.4	6.4	5.4	5.0	5.4	7.1	7.3	6.0
295	Non-ferrous metal smelting & refining - Fonte et affinage des métaux non-ferreux	26.9	26.2	24.2	24.3	25.1	26.1	25.5	22.5	20.7	21.2	20.5	21.7	22.5
296	Aluminum rolling, casting & extruding - Laminage, moulage et ext. de l'aluminium	6.1	6.0	6.0	5.7	5.7	5.6	5.2	6.8	7.5	7.3	7.8	6.5	7.3
297	Copper & alloy rolling, casting & extruding - Laminage, moulage et extrusion du cuivre et de ses alliages	3.3	3.4	3.4	3.3	3.6	3.4	2.9	2.2	2.0	2.0	1.8	3.8	2.2
299	Other metal rolling, casting & extruding - Autre laminage, moulage et extrusion des métaux	5.2	5.4	5.6	5.8	6.0	6.0	5.2	4.1	4.4	5.1	6.9	6.0	6.2
301-309	Fabricated metal products - Fabrication des produits métalliques	143.8	154.6	163.2	169.8	174.3	180.3	170.1	145.9	140.1	135.4	143.5	146.3	154.0
301	Power boilers & heat exchangers - Chaudières à pression et échangeurs de chaleur	3.3	3.7	4.1	4.1	4.1	4.2	4.4	4.7	4.5	4.7	4.9	4.1	3.7
302	Fabricated structural metal products - Éléments de charpentes métalliques	15.4	17.1	17.6	19.2	21.1	23.7	21.7	17.0	16.5	15.0	16.7	15.7	15.6
303	Ornamental & architectural metal products - Produits métalliques d'ornement et d'architecture	18.0	17.9	19.7	22.5	22.9	24.3	23.9	17.1	16.0	14.4	12.5	12.4	16.2
304	Stamped, pressed & coated metal products - Embout., matricage et revêtement des métaux	43.5	43.8	47.0	45.6	48.8	47.7	43.6	40.1	32.2	30.2	34.8	31.5	30.2

Annual Estimates of Employment, Earnings and Hours, 1984-1996, Statistics Canada
Estimations annuelles de l'Emploi, des gains et de la durée du travail, 1984-1996, Statistique Canada

Table 1
Estimates of Employment, for All Employees, by Industry, Canada, Provinces and Territories.

Tableau 1
Estimations de l'emploi, pour l'ensemble des salariés, par industrie, Canada, provinces et territoires.

SIC 1980 CTI	Industry Industrie	EMPLOYMENT IN THOUSANDS - EMPLOI EN MILLIERS												
		1984	1985	1986	1987	1988	1989	1990	1991	1992	1993	1994	1995	1996
CANADA														
305	Wire & wire products - Fil métallique et ses produits	15.7	16.9	16.7	16.0	16.4	17.1	15.8	13.4	13.8	13.3	11.2	11.6	12.8
306	Hardware, tools & cutlery - Articles de quincaillerie, d'outillage et coutellerie	15.7	19.0	20.9	23.7	23.4	21.6	20.2	18.7	20.8	19.0	27.6	22.8	25.3
307	Heating equipment - Matériel de chauffage	3.8	3.8	4.2	4.9	5.3	5.8	5.3	4.3	4.4	4.6	4.1	4.1	5.4
308	Machine shops - Ateliers d'usinage	18.1	22.0	22.0	22.8	20.5	22.4	22.2	19.3	20.1	21.1	20.4	28.1	29.1
309	Other metal fabricating - Autres produits en métal	10.5	10.5	10.9	10.9	11.9	13.4	13.0	11.4	11.9	13.2	11.3	16.1	15.8
311-319	Machinery (ex. elect. mach.) - Machinerie (sauf électrique)	74.1	78.3	79.6	79.1	84.9	94.8	80.0	66.1	64.3	64.9	74.9	83.6	89.4
311	Agricultural implements - Instruments aratoires	7.4	6.3	5.6	6.0	5.9	6.5	6.7	6.0	6.6	7.4	7.9	8.0	10.7
312	Commercial refrig. & air cond. equip. - Matériel commer. de réfrigération & climatisation	5.2	6.0	5.5	5.4	5.6	5.9	5.0	3.4	3.0	3.4	3.3	3.7	3.6
319	Other machinery & equipment - Autres machineries et équipements	61.5	66.1	68.5	67.7	73.4	82.3	68.3	56.6	54.7	54.1	63.7	71.9	75.1
321-329	Transportation equipment - Matériel de transport	183.9	194.1	200.4	212.5	224.1	232.4	221.0	200.2	196.3	196.9	207.8	213.8	223.3
321	Aircraft & aircraft parts - Aéronefs et pièces d'aéronefs	28.3	31.0	33.5	37.5	39.1	41.7	45.3	43.2	40.9	35.9	35.5	36.9	40.3
323	Motor vehicles - Véhicules automobiles	46.9	48.0	48.0	48.6	49.0	52.1	50.3	50.6	49.9	52.0	52.9	52.8	54.3
324	Truck & bus bodies & trailers - Carrosseries de camions, d'autobus et de remorques	11.7	11.5	11.9	14.0	15.2	15.7	13.0	9.5	10.9	9.7	11.9	12.9	13.8
325	Motor vehicle parts & accessories - Pièces et accessoires pour véhicules automobiles	70.5	76.1	81.0	85.3	89.6	92.3	86.8	74.3	72.1	77.5	83.8	88.1	92.2
326	Railroad rolling stock - Matériel ferroviaire roulant	6.2	6.4	6.8	6.8	7.3	7.5	6.6	6.7	7.1	6.5	8.5	9.7	9.0
327	Shipbuilding & repair - Construction et réparation de navires	8.4	9.5	8.7	7.7	9.7	11.9	11.9	10.9	10.3	9.2	7.4	6.5	4.9
328	Boatbuilding & repair - Construction et réparation d'embarcations	10.0	9.8	8.9	10.6	12.1	8.9	4.8	3.2	3.0	3.8	5.2
331-339	Electrical & electronic products - Produits électriques et électroniques	133.9	138.8	144.1	150.7	157.0	160.2	146.7	125.8	119.7	115.6	113.6	118.8	117.3
330	Electrical & electronic products n.e.c. - Produits électriques et électroniques n.c.a.	33.2	34.8	37.7	39.0	39.5	38.8	35.5	27.6	24.5	19.1	19.1	17.4	16.1
332	Major appliances (electric & non-elect.) - Gros appareils (électriques ou non)	8.6	8.9	8.6	9.4	9.7	9.4	7.6	7.4	6.1	6.7	7.3	7.3	6.3
335	Communication & other electronic equip. - Equip. de comm. et autre matériel électronique	47.6	47.9	49.2	51.2	54.2	57.9	50.5	45.1	46.7	52.5	51.2	59.2	56.6
336	Office, store & business machines - Machines pour bureaux, magasins et commerces	12.0	13.8	14.8	15.8	16.4	16.3	15.8	13.1	15.2	11.6	13.2	13.6	15.1
337	Electrical industrial equipment - Matériel électrique d'usage industriel	20.2	20.8	21.6	22.0	23.6	23.8	24.3	20.1	16.9	17.8	15.2	16.2	18.0
338	Communications & energy wire and cable - Fils et câbles électr. et de communication	12.3	12.6	12.2	13.2	13.7	13.9	13.1	12.5	10.3	7.8	7.7	5.1	5.3
351-359	Non-metallic mineral products - Produits minéraux non métalliques	46.5	48.2	49.6	53.6	55.2	54.8	52.2	44.0	42.7	41.2	41.8	44.9	44.1
350	Non-metallic mineral products n.e.c. - Produits minéraux non métalliques n.c.a.	14.6	14.9	15.4	15.8	16.5	16.3	16.6	13.8	14.7	14.4	14.3	15.2	14.1
352	Hydraulic Cement - Ciment hydraulique	6.8	6.7	6.7	6.3	5.3	4.8	4.8	3.3	3.2	2.5	2.4	2.4	2.4
354	Concrete products - Produits en béton	7.6	8.3	8.1	8.9	9.3	10.5	9.9	8.3	7.5	6.4	7.6	7.0	7.4
355	Ready-mix concrete - Béton préparé	5.9	6.3	6.8	8.9	10.2	10.6	9.6	8.9	9.2	9.0	9.2	9.6	9.9
356	Glass & glass products - Verre et articles en verre	11.6	11.9	12.7	13.7	13.9	12.7	11.2	9.7	8.0	8.9	8.3	10.7	10.3
361-369	Refined petroleum & coal products - Produits raffinés du pétrole et du charbon	24.7	23.2	23.3	21.1	21.5	21.3	19.4	17.7	17.3	13.9	13.1	12.1	12.6
361	Refined petroleum products - Produits raffinés du pétrole	23.9	22.5	22.4	19.9	20.3	20.1	18.5	16.9	16.5	13.0	12.0	10.9	11.1
369	Other petroleum & coal products - Autres ind. des prod. du pétrole et du charbon	0.8	0.7	0.8	1.2	1.2	1.1	0.9	0.8	0.9	1.0	1.2	1.3	1.5

Annual Estimates of Employment, Earnings and Hours, 1984-1996, Statistics Canada
 Estimations annuelles de l'emploi, des gains et de la durée du travail, 1984-1996, Statistique Canada

Table 1

Estimates of Employment, for All Employees, by Industry, Canada, Provinces and Territories.

Tableau 1

Estimations de l'emploi, pour l'ensemble des salariés, par industrie, Canada, provinces et territoires.

SIC 1980 CTI	Industry Industrie	EMPLOYMENT IN THOUSANDS - EMPLOI EN MILLIERS												
		1984	1985	1986	1987	1988	1989	1990	1991	1992	1993	1994	1995	1996
CANADA														
371-379	Chemical & chemical products - Produits chimiques	84.2	86.6	87.3	87.9	90.6	95.8	96.2	91.7	86.0	84.1	81.8	81.3	82.0
371	Industrial chemicals n.e.c. - Produits chimiques d'usage industriel n.c.a.	17.6	17.3	16.2	16.6	16.5	17.9	18.0	18.1	17.6	20.1	19.1	18.8	19.2
372	Agricultural chemicals - Produits chimiques d'usage agricole	4.8	4.8	4.8	4.7	4.7	4.9	4.8	4.6	4.4	4.4	4.9	3.4	3.4
373	Plastic & synthetic resin - Matières plastiques et résines synthétiques	4.6	4.9	5.2	5.1	5.3	5.3	5.3	4.5	4.8	5.5	6.4	6.2	6.5
374	Pharmaceuticals & medicine - Produits pharmaceutiques et médicaments	16.9	17.5	17.1	17.1	18.2	19.8	20.9	21.5	20.7	20.4	19.3	21.0	20.7
375	Paint & varnish - Peintures et vernis	6.5	6.8	7.1	7.2	7.9	8.4	7.4	7.3	6.0	6.5	6.6	5.7	6.6
376	Soap & cleaning compounds - Savons et composés pour nettoyage	8.1	8.6	8.9	8.6	9.0	9.1	8.8	8.4	7.6	6.7	5.5	5.8	5.7
377	Toilet preparations - Produits de toilette	5.7	6.3	6.6	7.7	8.2	8.6	8.5	7.5	6.8	6.0	5.5	7.4	6.3
379	Other chemical products - Autres produits chimiques	20.0	20.5	21.3	20.9	20.6	21.7	22.5	19.8	18.1	14.4	14.5	13.1	13.7
391-399	Other manufacturing industries - Autres industries manufacturières	80.8	80.6	83.3	89.0	92.7	89.7	85.4	81.1	78.7	73.0	68.4	76.3	77.4
401-449	Construction - Construction	424.3	475.7	503.8	529.9	557.6	612.1	602.7	503.0	458.2	440.3	450.9	455.0	455.5
401-402	Bldg. developing & general contracting - Constructeurs, promoteurs et entrep. généraux	100.7	109.2	119.1	120.9	133.9	158.0	144.1	114.6	108.6	102.3	101.4	97.1	96.8
401	Residential building & development - Promotion et construction de bâtiments résidentiels	68.3	73.9	80.1	80.3	89.2	105.4	95.5	74.5	75.4	72.0	68.4	66.3	65.3
402	Non-residential building & development - Promotion & constr. de bâtiments non résidentiels	32.4	35.3	39.0	40.6	44.7	52.6	48.7	40.2	33.3	30.3	33.0	30.9	31.4
411-412	Industrial & heavy (engineering) construction - Constr. lourde et industrielle (génie)	61.5	62.5	64.7	70.4	75.2	83.2	82.3	73.9	65.1	62.4	65.5	66.2	65.8
411	Industrial const. (other than buildings) - Constr. industrielle (autre que bâtiment)	13.8	13.3	14.6	14.2	16.6	16.7	17.5	13.8	12.0	13.9	17.2	18.8	15.1
412	Highway & heavy constr. - Constr. de routes et constr. lourde	47.7	49.2	50.0	56.2	58.6	66.5	64.8	60.2	53.1	48.6	48.3	47.5	50.8
421-429	Trade contracting - Entrepreneurs spécialisés	242.7	283.6	299.0	316.0	325.9	347.4	352.5	293.7	267.9	259.9	268.1	272.8	273.5
441-449	Services incidental to construction - Services relatifs à la construction	19.3	20.4	21.0	22.6	22.6	23.5	23.8	20.6	16.6	15.6	15.9	18.9	19.4
041-449	Goods producing industries - Branches productrices de biens	2,524.7	2,622.6	2,696.2	2,816.5	2,902.1	2,997.8	2,865.5	2,564.6	2,408.0	2,381.1	2,441.3	2,483.5	2,514.6
451-499	Transportation, storage, comm. & other utilities - Transp., entreposage, comm. et autres services publics	836.7	841.3	841.9	844.4	859.9	895.2	911.7	869.9	860.0	850.5	858.3	857.3	839.3
451-479	Transportation & storage - Transport et entreposage	483.2	481.5	479.4	476.5	484.2	504.7	512.4	472.3	464.9	464.2	467.0	463.7	459.3
451-459	Transportation - Transport	461.3	458.9	458.1	455.5	462.1	480.8	490.9	451.1	441.9	440.4	443.1	439.2	434.9
451	Air transport - Transport aérien	43.3	45.0	47.8	49.2	53.6	58.3	61.0	55.5	52.8	50.5	52.9	53.0	56.0
452	Services incidental to air transport - Services relatifs au transport aérien	6.2	6.7	7.3	8.1	7.6	7.6	7.2	6.3	5.6	5.8	8.2	7.9	5.4
453	Railway transport & related services - Transport et services ferroviaires	95.5	91.1	88.3	79.1	76.3	73.0	68.6	63.9	62.5	59.6	57.3	53.4	50.6
454	Water transport - Transport par eau	19.2	18.2	18.2	17.4	18.7	18.8	17.0	16.4	14.1	14.3	15.3	18.1	17.8
455	Services incidental to water transport - Services relatifs au transport par eau	14.0	13.1	12.4	13.4	12.9	13.5	13.1	12.2	10.9	12.4	13.7	13.9	11.7
456	Truck transport - Camionnage	139.8	140.6	136.5	139.4	142.7	150.8	144.9	127.3	127.2	127.7	131.4	135.8	140.7
457	Public passenger transit systems - Transport en commun	66.7	66.5	70.9	73.9	76.1	79.4	92.1	88.3	89.6	90.3	82.8	76.6	77.5

Annual Estimates of Employment, Earnings and Hours, 1984-1996, Statistics Canada
Estimations annuelles de l'emploi, des gains et de la durée du travail, 1984-1996, Statistique Canada

Table 1
Estimates of Employment, for All Employees, by Industry, Canada, Provinces and Territories.

Tableau 1
Estimations de l'emploi, pour l'ensemble des salariés, par industrie, Canada, provinces et territoires.

SIC 1980 CTI	Industry Industrie	EMPLOYMENT IN THOUSANDS - EMPLOI EN MILLIERS												
		1984	1985	1986	1987	1988	1989	1990	1991	1992	1993	1994	1995	1996
CANADA														
458-459	Transportation n.e.c. - Transport n.c.a.	76.4	77.8	76.6	75.1	74.3	79.4	87.2	81.2	79.1	79.7	81.4	80.5	75.1
461-461	Pipeline transport - Transport par pipelines	7.9	7.9	7.9	7.7	8.1	8.4	9.0	8.7	8.9	8.3	8.1	7.9	7.0
471-479	Storage & warehousing - Entreposage et emmagasinage	14.0	14.7	13.4	13.2	14.0	15.5	12.5	12.5	14.0	15.5	15.8	16.6	17.3
471	Grain elevators - Silos à grain	7.5	7.0	6.0	6.4	6.3	5.6	5.6	5.5	6.3	5.9	6.4	6.2	5.5
479	Other storage & warehousing - Autres entreposage et emmagasinage	6.5	7.8	7.4	6.8	7.6	9.9	6.9	7.0	7.7	9.6	9.3	10.4	11.8
481-499	Communication & other utilities - Communications et autres services publics	353.5	359.8	362.5	368.0	375.7	390.5	399.3	397.6	395.2	386.3	391.4	393.5	380.1
481-484	Communication - Communications	241.3	246.3	249.1	251.7	254.9	265.2	267.5	262.8	259.7	252.2	258.4	264.9	255.7
481	Telecommunication broadcasting - Diffusion des télécommunications	38.5	38.3	39.9	38.2	37.6	42.0	40.8	39.5	40.6	41.8	41.7	40.9	40.6
482	Telecommunication carriers - Transmission des télécommunications	110.1	109.3	109.4	111.8	112.6	121.9	124.3	122.4	119.1	105.6	108.8	113.7	101.7
483	Other telecommunication - Autres télécommunications	2.6	2.6	2.8	2.6	2.6	2.8	2.8	2.6	2.6	1.9	1.8	1.9	2.4
484	Postal & courier service - Services postaux et services de messagers	90.1	96.0	97.1	99.1	102.2	98.6	99.6	98.2	97.5	102.9	106.0	108.3	110.9
491-499	Other Utilities - Autres services publics	112.1	113.5	113.4	116.3	120.9	125.3	131.8	134.8	135.5	134.1	133.0	128.6	124.4
491	Electric power systems - Énergie électrique	81.9	82.3	82.1	83.8	86.6	88.8	94.6	97.6	98.4	95.0	90.8	87.7	83.6
492	Gas distribution systems - Distribution de gaz	12.1	12.3	12.4	12.8	12.8	13.5	14.2	14.8	15.3	15.9	15.8	16.0	16.4
493	Water systems - Distribution d'eau	8.3	8.4	8.5	8.5	8.4	8.5	8.8	8.9	8.7	8.7	8.7	7.9	7.2
499	Other utilities n.e.c. - Autres services publics n.c.a.	9.8	10.4	10.4	11.2	13.0	14.5	14.2	13.6	13.0	14.5	17.8	17.1	17.1
501-692	Trade - Commerce	1,736.7	1,799.5	1,850.3	1,935.9	1,990.3	2,053.7	2,155.5	2,005.8	1,934.5	1,952.1	1,960.9	2,034.0	2,047.8
501-599	Wholesale Trade - Commerce de gros	530.2	542.0	545.9	571.1	591.3	619.5	637.8	613.2	601.6	594.7	608.1	647.6	669.4
501-501	Farm products - Produits agricoles	13.5	13.3	16.0	15.6	14.5	16.3	19.2	17.6	15.6	10.9	11.1	11.1	12.7
511-511	Petroleum products - Produits pétroliers	27.7	28.6	24.0	23.0	25.2	25.2	27.9	26.3	26.2	27.8	26.1	25.1	26.7
521-524	Food, beverage, drug & tobacco - Produits alimentaires, boissons, médicaments et tabac	78.8	85.3	86.7	90.8	93.9	97.1	96.4	95.8	98.2	94.8	93.5	99.3	102.9
523-524	Drug & tobacco - Médicaments & tabac	10.1	10.3	12.6	12.4	12.4	11.9	14.0	14.6	19.0	19.0	20.0	22.7	24.5
521	Food - Produits alimentaires	64.5	70.5	70.2	74.1	76.8	80.4	77.9	75.9	74.0	70.6	68.2	70.8	73.4
522	Beverages - Boissons	4.1	4.5	3.9	4.3	4.6	4.7	4.5	5.3	5.2	5.2	5.3	5.8	5.0
531-532	Apparel & dry goods - Vêtements et mercerie	21.2	23.0	25.2	21.6	24.5	19.5	20.2	18.3	20.2	15.4	16.7	19.2	17.6
531	Apparel - Vêtements	14.1	15.4	17.5	14.2	17.0	13.4	13.5	13.5	15.8	12.5	13.0	15.7	13.8
532	Dry goods - Tissus et articles de mercerie	7.1	7.6	7.7	7.5	7.4	6.1	6.7	4.7	4.3	2.9	3.6	3.5	3.8
541-543	Household goods - Articles ménagers	19.1	18.2	19.8	21.7	18.9	22.5	18.6	16.7	20.5	19.0	19.2	16.6	18.2
541	Electr. & electronic household appl. & parts - App. ménagers élect. et électroniques et pièces	5.9	6.3	5.9	6.2	7.2	7.1	7.6	6.7	8.2	7.6	6.9	7.1	7.5
542	Household furniture - Meubles de maison	2.4	2.2	2.6	2.9	2.2	2.2	2.0	1.5	1.6	1.7	1.9	2.0	1.6
543	Household furnishings - Accessoires ménagers	10.8	9.7	11.3	12.6	9.6	13.3	9.0	8.5	10.7	9.7	10.4	7.5	9.2
551-552	Motor vehicles, parts & accessories - Véhicules auto., pièces et accessoires	52.5	55.3	56.4	61.0	58.6	65.1	60.9	59.1	55.7	57.7	57.2	64.2	64.9
551	Motor vehicles - Véhicules automobiles	19.7	20.8	21.9	23.9	21.6	23.9	21.7	21.3	17.5	18.0	16.6	19.6	20.3
552	Motor vehicles parts & accessories - Pièces et accessoires de véhicules automobiles	32.8	34.4	34.4	37.1	37.1	41.1	39.2	37.8	38.2	39.7	40.6	44.6	44.5
561-563	Metals, hardware, plumbing, heating & building materials - Métaux, quincaillerie, matér. de plomberie, de chauffage et de construction	88.9	93.9	97.2	101.9	107.8	113.7	114.6	100.3	100.5	97.8	103.2	110.2	108.8
561	Metal & metal products - Métaux et produits en métal	8.9	10.9	11.5	10.9	12.3	11.0	12.2	10.9	10.8	10.6	13.1	16.3	13.8
562	Hardware, plumbing, heating & air cond. equip supplies - Quincaillerie, mat. & fournitures de plomb. chauffage et climatisation	30.0	29.6	30.6	31.5	33.9	35.4	34.5	30.8	30.7	25.8	28.3	29.6	30.9
563	Lumber & building materials - Bois et matériaux de construction	50.0	53.4	55.2	59.5	61.7	67.3	67.9	58.6	59.0	61.4	61.8	64.4	64.2

Annual Estimates of Employment, Earnings and Hours, 1984-1996, Statistics Canada
 Estimations annuelles de l'emploi, des gains et de la durée du travail, 1984-1996, Statistique Canada

Table 1
Estimates of Employment, for All Employees, by Industry, Canada, Provinces and Territories.

Tableau 1
Estimations de l'emploi, pour l'ensemble des salariés, par industrie, Canada, provinces et territoires.

SIC 1980 CTI	Industry Industrie	EMPLOYMENT IN THOUSANDS - EMPLOI EN MILLIERS												
		1984	1985	1986	1987	1988	1989	1990	1991	1992	1993	1994	1995	1996
CANADA														
571-579	Machinery, equipment & supplies - Machines, matériel et fournitures	167.3	165.9	167.8	179.3	182.9	188.6	204.7	205.7	182.7	182.6	190.2	205.1	213.9
571	Farm machinery, equipment & supplies - Machines, matériel et fournitures agricoles	27.4	21.3	20.4	25.9	18.7	20.7	21.9	21.1	16.5	19.3	18.8	19.7	19.5
572	Const., forest. & mining mach. equip. & suppl.- Mach., mat. & fourn. (const., forêts, mines)	11.7	12.1	12.4	12.8	13.7	14.2	15.4	15.2	13.0	13.7	14.9	16.4	16.7
573	Industrial machinery, equipment & supplies - Machines, matériel et fournitures industriels	26.1	27.5	28.1	28.9	29.9	31.2	35.0	34.6	26.7	27.5	30.1	32.5	33.0
574	Electrical & electronic mach. equip. & supplies - Machines, matér., fournit. électric. & électro.	50.4	51.0	52.9	55.6	60.6	59.6	62.5	67.3	69.8	66.5	64.9	75.6	83.2
579	Other machinery, equipment & supplies - Autres machines, matériel et fournitures	51.7	54.0	54.1	56.1	59.9	62.8	69.9	67.5	56.7	55.7	61.6	60.8	61.5
591-599	Other wholesale products - Autres produits divers, commerce de gros	61.2	58.5	52.7	56.2	65.0	71.5	75.3	73.4	82.0	88.7	91.0	96.7	103.7
601-692	Retail trade - Commerce de détail	1,206.6	1,257.5	1,304.3	1,364.8	1,399.1	1,434.2	1,517.7	1,392.6	1,332.9	1,357.4	1,352.7	1,386.4	1,378.4
601-603	Food, beverage and drug - Aliments, boissons et médicaments	338.7	361.0	372.3	401.7	420.4	428.9	468.3	427.8	401.8	439.3	454.1	474.0	468.6
601	Food stores - Magasins d'alimentation	271.2	289.8	297.6	320.8	333.5	334.0	363.7	313.7	297.6	329.1	342.1	354.5	353.8
602	Liquor, wine & beer stores - Magasins de spiritueux, vin et bière	21.7	23.5	24.8	25.6	25.5	25.8	25.7	24.4	24.1	22.9	22.2	25.1	24.2
603	Prescription drugs & patent medicine stores - Mag. de médicaments sur ordonnance & brevetés	45.8	47.7	49.8	55.3	61.4	69.1	78.9	89.7	80.1	87.4	89.7	94.3	90.7
611-615	Shoe, apparel, fabric & yarn - Chaussures, vêtements, tissus et filés	118.0	121.5	131.2	143.8	150.0	153.5	160.4	140.4	130.7	127.0	132.4	136.9	139.7
611	Shoe stores - Magasins de chaussures	14.3	14.9	16.8	18.8	21.4	19.4	21.1	20.6	20.2	17.6	18.6	19.7	16.8
612	Men's clothing stores - Magasins de vêtements pour hommes	18.9	16.4	20.5	21.5	21.0	21.1	22.0	20.2	15.7	15.7	15.4	13.5	12.8
613	Women's clothing stores - Magasins de vêtements pour dames	43.9	48.1	51.6	55.3	56.2	56.9	57.0	48.5	44.9	49.6	52.8	53.4	56.6
614	Clothing stores n.e.c. - Magasins de vêtements n.c.a.	36.5	37.0	37.3	40.9	43.9	48.4	51.7	44.3	43.4	37.5	37.3	41.9	45.1
615	Fabric & yarn stores - Magasins de tissus et de filés	4.5	5.0	5.0	7.2	7.5	7.7	8.6	6.8	6.6	6.6	8.3	8.5	8.5
621-623	Household furniture, appliances & furnishings - Meubles, appareils et accessoires de maison	78.3	81.8	88.7	89.0	86.6	90.0	88.8	87.6	74.5	76.7	77.0	74.9	73.3
621	Household furniture stores - Magasins de meubles de maison	28.9	30.3	34.0	33.0	34.1	32.5	31.6	31.8	24.8	26.1	25.9	24.7	23.4
622	Appliance, TV, radio & stereo stores - Magasins ménagers, tv, radio & appar. stéréo	22.7	22.8	25.4	26.3	24.3	30.6	30.0	28.1	27.9	32.7	33.0	33.0	33.0
623	Household furnishings stores - Magasins d'accessoires d'ameublement	26.6	28.7	29.3	29.8	28.2	26.8	27.2	27.6	21.8	17.9	18.0	17.3	16.9
631-639	Auto vehicles, parts & access., sales & serv. Véhicules autos, pièces & access., vente & serv.	287.4	301.1	312.6	321.6	330.1	348.0	367.7	316.5	316.5	313.1	304.4	307.9	307.0
631	Automobile dealers - Concessionnaires d'automobiles	77.8	78.1	90.4	90.5	87.3	101.5	110.5	103.2	101.5	104.5	101.2	108.0	109.6
632	Recreational vehicle dealers - Marchands de véhicules de loisir	13.2	15.0	14.5	16.3	16.2	16.9	17.7	12.4	11.9	11.0	10.2	10.3	10.2
633	Gasoline service stations - Stations-service	81.8	85.7	90.3	99.1	110.5	105.2	112.8	93.1	95.4	82.8	75.5	68.9	65.1
634	Automotive parts & accessories stores - Mag. de pièces et accessoires pour automobiles	41.0	43.8	42.4	41.6	39.3	40.8	46.6	42.0	40.4	42.0	40.4	40.7	41.7
635	Motor vehicle repair shops - Ateliers de réparation d'automobiles	66.6	71.1	67.4	65.4	66.7	74.0	70.5	57.8	58.9	65.2	67.3	69.7	69.6
639	Other motor vehicle services - Autres services pour automobiles	6.9	7.4	7.7	8.7	10.0	9.5	9.8	7.9	8.4	7.5	9.7	10.2	10.8
641-641	General merchandise stores - Magasins de marchandises diverses	217.6	218.4	223.5	220.0	217.5	220.9	217.9	226.7	210.5	191.7	183.1	184.0	180.8
651-692	Other retail n.e.c. - Autres commerces de détail n.c.a.	166.6	173.8	176.1	188.7	194.5	192.8	214.5	193.7	198.8	209.6	201.9	208.8	208.9

Annual Estimates of Employment, Earnings and Hours, 1984-1996, Statistics Canada
 Estimations annuelles de l'emploi, des gains et de la durée du travail, 1984-1996, Statistique Canada

Table 1
Estimates of Employment, for All Employees, by Industry, Canada, Provinces and Territories.

Tableau 1
Estimations de l'emploi, pour l'ensemble des salariés, par industrie, Canada, provinces et territoires.

SIC 1980 CTI	Industry Industrie	EMPLOYMENT IN THOUSANDS - EMPLOI EN MILLIERS												
		1984	1985	1986	1987	1988	1989	1990	1991	1992	1993	1994	1995	1996
CANADA														
701-761	Finance, insurance & real estate - Finances, assur. & affaires immobilières	602.2	617.9	647.8	675.4	719.0	733.1	737.4	722.3	700.1	688.0	670.5	670.0	679.9
701-749	Finance & insurance - Intermédiaires financiers et assurances	436.7	445.8	461.9	481.2	511.5	520.3	521.6	515.9	508.3	500.8	488.9	487.5	491.3
701-709	Deposit accepting intermediaries - Intermédiaires financiers de dépôts	236.1	243.9	252.5	257.8	269.0	278.5	295.8	301.1	288.1	285.9	279.0	276.5	271.4
701-702	Banks - Banques	158.4	162.5	166.6	170.9	177.9	184.4	196.2	197.9	195.7	194.8	193.7	193.0	190.4
703	Trust Companies - Sociétés de fiducie	29.3	30.0	30.8	31.8	33.7	35.2	37.7	38.2	36.8	30.7	28.4	25.3	22.8
704	Deposit accepting mortgage companies - Soc. de prêt hypothécaire recevant des dépôts	1.2	1.7	2.4	1.0	0.7	2.5	2.0	0.7	0.6	0.5	0.2	0.2	0.3
705	Credit unions - Caisses d'épargne et de crédit	47.0	49.5	52.5	53.8	56.4	56.1	59.6	63.9	54.7	59.6	56.0	57.8	57.7
709	Other deposit accepting intermediaries - Autres intermédiaires de dépôts	0.3	0.3	0.3	0.3	0.3	0.3	0.3	0.3	0.3	0.3	0.7	0.2	0.2
711-712	Consumer & business financing intermediaries - Crédit à la consommation et aux entreprises	22.1	20.5	20.2	20.3	21.5	21.7	21.7	20.4	20.8	19.8	17.8	15.9	16.4
721-729	Investment intermediaries - Intermédiaires d'investissement	67.4	69.2	69.0	77.0	90.4	88.7	74.2	63.5	70.6	59.6	60.5	65.2	70.9
731-733	Insurance - Assurances	88.1	86.2	90.7	91.0	92.4	93.2	98.2	102.8	101.1	105.2	100.4	96.7	99.0
741-749	Other financial intermediaries - Autres intermédiaires financiers	23.0	25.9	29.4	35.1	38.2	38.2	31.7	28.1	27.7	30.3	31.0	33.4	33.6
751-761	Real estate operators & insurance agent - Services immobiliers & agences d'assurances	165.5	172.2	185.9	194.2	207.4	212.8	215.8	206.4	191.8	187.3	181.6	182.5	188.7
751-759	Real estate operators (excl developers) - Services immobiliers (sauf lotisseurs)	86.8	87.8	90.8	86.7	90.7	94.2	92.4	90.0	81.2	87.2	86.0	88.4	89.7
761-761	Insurance & real estate agent - Agences d'assur. et agences immobilières	78.7	84.4	95.2	107.4	116.7	118.6	123.4	116.4	110.6	100.1	95.6	94.1	99.0
771-779	Comm., business & pers. services - Services socio-culturels, comm. et pers.	3,219.1	3,388.7	3,501.4	3,687.5	3,818.3	4,005.5	4,098.3	3,980.7	3,930.2	3,993.8	4,064.9	4,185.8	4,256.5
771-779	Business services - Services aux entreprises	452.3	490.4	508.4	535.1	546.1	595.3	615.3	567.0	536.1	555.6	587.0	631.5	683.8
771	Employment agencies & personnel suppliers - Bureaux de placement et location de pers.	38.3	46.7	49.1	53.9	59.8	71.7	63.6	54.1	45.7	59.7	69.0	79.4	92.3
772	Computer & related services - Services informatiques et services connexes	29.6	37.6	40.3	42.4	44.9	51.0	52.7	48.6	55.2	55.1	62.5	68.9	82.7
773	Accounting & bookkeeping services - Serv. de comptabilité et tenue de livres	45.3	45.2	49.0	51.0	51.7	56.0	59.9	60.2	57.9	60.6	56.8	57.6	58.8
774	Advertising services - Services de publicité	31.4	33.1	34.8	37.5	37.5	43.2	39.5	30.2	29.2	26.0	24.3	31.2	37.0
775	Arch., eng. & other scientific & tech. serv. - Arch., ingénieurs et autres serv. scient. et tech.	78.2	77.6	77.1	87.6	90.7	99.8	111.0	111.9	93.8	95.3	105.9	114.9	127.2
776	Offices of lawyers & notaries - Études d'avocats et de notaires	51.2	59.4	60.5	61.4	63.5	64.9	63.0	59.8	54.2	57.4	60.0	54.1	57.9
777	Management consulting services - Bureaux de conseils en gestion	63.5	73.2	82.2	78.9	68.3	85.6	90.8	73.4	77.5	75.8	76.0	84.5	87.0
779	Other business services - Autres services aux entreprises	114.7	117.6	115.4	122.4	129.7	123.0	134.9	128.8	122.7	125.6	132.7	141.0	140.8
851-859	Educational & related services - Services d'enseignement et services annexes	757.2	769.3	783.6	816.6	842.9	868.4	892.9	910.8	921.2	936.2	937.1	937.3	935.2
851-853	Educational services - Services d'enseignement	722.3	735.1	748.3	778.3	803.1	828.7	849.9	870.8	882.2	897.2	894.7	891.9	890.6
851	Elementary & secondary education - Enseignement élémentaire et secondaire	475.5	479.3	488.4	499.1	517.7	537.8	551.1	564.1	571.9	584.8	587.0	585.1	592.1
852	Post-second. non-university education - Enseignement postsecondaire non univers.	86.2	92.3	95.8	104.2	105.8	108.8	112.5	116.9	118.0	120.3	117.1	117.5	110.4
853	University education - Enseignement universitaire	160.6	163.5	164.2	175.0	179.5	182.1	186.3	189.8	192.3	192.1	190.6	189.4	188.1

Annual Estimates of Employment, Earnings and Hours, 1984-1996, Statistics Canada
 Estimations annuelles de l'Emploi, des gains et de la durée du travail, 1984-1996, Statistique Canada

Table 1
Estimates of Employment, for All Employees, by Industry, Canada, Provinces and Territories.

Tableau 1
Estimations de l'emploi, pour l'ensemble des salariés, par industrie, Canada, provinces et territoires.

SIC 1980 CTI	Industry Industrie	EMPLOYMENT IN THOUSANDS - EMPLOI EN MILLIERS												
		1984	1985	1986	1987	1988	1989	1990	1991	1992	1993	1994	1995	1996
CANADA														
854-859	Libraries, museums & other educational serv. - Biblio., musées & autres serv. d'enseignement	34.9	34.1	35.3	38.3	39.8	39.7	43.0	40.0	38.9	39.0	42.4	45.3	44.6
854	Library services - Bibliothèques	19.4	18.9	20.0	21.0	21.3	21.6	23.3	22.5	21.0	20.6	20.6	20.1	17.4
855	Museums & archives - Musées et archives	8.2	7.8	8.1	8.7	8.9	8.8	9.8	9.9	8.4	8.6	9.9	10.4	10.3
859	Other educational services - Autres services d'enseignement	7.3	7.5	7.2	8.6	9.6	9.3	9.9	7.5	9.6	9.9	11.9	14.8	16.9
861-869	Health & social services - Services de soins de santé et services sociaux	922.2	952.7	990.5	1,031.6	1,086.2	1,115.0	1,151.3	1,159.1	1,157.9	1,161.6	1,169.0	1,212.4	1,199.4
861,862 & 864	Inst. health & soc. serv., in/out social services & institutions - Établ. de santé & serv. soc. en/hors institution	753.7	772.2	801.1	815.8	849.9	865.2	885.1	889.8	881.7	887.4	891.6	914.1	890.9
861	Hospitals - Hôpitaux	499.5	509.6	517.6	530.2	550.0	558.6	573.0	578.8	576.3	568.9	558.5	546.8	534.6
862	Other institutional health & social services - Autres établ. de soins de santé & serv. sociaux	177.2	181.9	197.3	198.6	207.8	213.5	214.6	206.5	200.8	205.5	213.7	237.7	223.4
864	Non-institutional social services - Services sociaux hors institution	77.0	80.7	86.2	87.0	92.1	93.2	97.5	104.4	104.6	113.0	119.4	129.5	132.9
863 & 865-869	Other health & social services n.e.c. - Autres services de soins de santé et sociaux n.c.a.	168.4	180.4	189.4	215.8	236.3	249.7	266.1	269.3	276.1	274.2	277.4	298.3	308.5
863	Non-institutional health services - Services de soins de santé hors institution	12.3	12.5	13.7	19.8	21.8	25.7	31.8	31.5	28.6	31.9	44.0	51.5	57.3
865	Private practice of physicians, surgeons & dentist - Cabinets privés de médecins chirurgiens, dentistes	87.6	91.6	94.8	109.4	115.3	119.5	127.2	128.0	134.8	130.6	123.8	129.7	131.7
866	Offices of other health practitioners - Cabinets d'autres praticiens de la santé	11.6	13.9	16.0	16.1	19.8	21.6	23.8	26.7	27.4	25.1	27.2	35.1	35.4
867	Offices of social services practitioners - Cabinets de spécialistes en services sociaux	0.5	0.6	0.7	0.6	0.6	0.7	0.8	1.1	1.4	1.6	2.5	2.5	2.9
868	Medical & other health laboratories - Laboratoires médicaux et autre lab. de santé	13.4	15.0	16.2	19.0	22.5	23.2	22.5	23.5	23.4	25.6	24.0	21.8	21.2
869	Health & social service assn's & agencies - Assoc. & org. de santé et de services sociaux	43.0	46.9	48.1	50.9	56.4	59.1	60.1	58.5	60.5	59.3	55.9	57.6	60.0
911-922	Accommodation, food & beverage services - Hébergement et restauration	621.6	669.1	709.6	758.0	779.9	828.3	810.4	748.2	736.7	763.4	756.7	786.2	800.5
911-914	Accommodation services - Services d'hébergement	161.1	173.0	176.7	190.0	199.6	219.0	204.1	183.0	186.5	176.7	167.9	165.4	173.2
912-914	Other accommodation services n.e.c. - Autres services d'hébergement n.c.a.	7.9	10.3	9.3	16.4	15.1	29.4	14.4	22.3	34.4	28.9	13.1	14.5	14.8
911	Hotels, motels & tourist courts - Hôtels, motels et camps pour touristes	153.1	162.7	167.4	173.6	184.5	189.6	189.8	160.7	152.1	147.9	154.8	150.9	158.3
921-922	Food & beverage services - Services de la restauration	460.5	496.0	532.9	568.0	580.3	609.3	606.3	565.2	550.2	586.7	588.8	620.8	627.3
921	Food services - Services de restauration	411.4	442.6	475.2	506.0	516.6	541.6	540.6	512.0	505.9	550.3	553.4	581.2	587.4
922	Taverns, bars & night clubs - Tavernes, bars et boîtes de nuit	49.1	53.5	57.8	62.0	63.7	67.7	65.7	53.2	44.3	36.4	35.4	39.7	39.9
961-999	Miscellaneous services - Services divers	465.9	507.3	509.2	546.2	563.2	598.4	628.5	595.6	578.4	577.0	615.1	618.5	637.7
961-969	Amusement & recreational services - Services de divertissements et de loisirs	137.5	142.0	146.7	151.9	165.7	162.6	178.2	168.4	169.6	171.9	183.1	187.8	193.8
960	Other amusement & recreational services n.e.c. - Autres serv. de divertis. et de loisirs n.c.a.	71.7	70.6	72.7	70.4	80.0	78.6	84.6	80.5	82.8	85.6	88.5	93.1	95.1
961	Motion picture, audio & video prod. & distr. - Prod. & distr. films et mat. audiovisuel	10.7	12.5	13.2	13.9	11.7	13.5	19.0	16.8	14.9	14.7	15.5	15.1	17.9
962	Motion picture exhibition - Projection de films cinématographiques	10.0	10.1	10.0	11.3	11.7	10.9	10.4	9.2	8.6	9.5	9.6	10.1	9.6
965	Sports & recreation clubs & services - Clubs sportifs et services de loisir	41.1	43.2	45.5	47.7	52.9	47.0	54.8	53.4	52.5	52.2	57.4	56.6	57.5
971-979	Personal services (exc'l private households) - Services personnels (excl. ménages)	79.8	88.9	87.5	99.8	101.7	107.5	113.0	112.3	102.8	102.9	108.5	110.2	111.3
971	Barber & beauty shops - Salons de coiffure et salons de beauté	37.5	43.9	41.4	43.3	44.7	48.5	50.1	48.7	47.2	50.0	50.0	50.9	50.2

Annual Estimates of Employment, Earnings and Hours, 1984-1996, Statistics Canada
 Estimations annuelles de l'emploi, des gains et de la durée du travail, 1984-1996, Statistique Canada

Table 1
Estimates of Employment, for All Employees, by Industry, Canada, Provinces and Territories.

Tableau 1
Estimations de l'emploi, pour l'ensemble des salariés, par industrie, Canada, provinces et territoires.

SIC 1980 CTI	Industry Industrie	EMPLOYMENT IN THOUSANDS - EMPLOI EN MILLIERS												
		1984	1985	1986	1987	1988	1989	1990	1991	1992	1993	1994	1995	1996
CANADA														
972	Laundries & cleaners - Serv. de blanchissage et de nettoyage à sec	19.2	20.3	20.0	23.0	23.1	24.0	30.1	33.2	27.7	25.5	28.9	28.6	28.8
973	Funeral services - Pompes funèbres	5.3	5.4	5.0	5.3	5.3	6.8	8.6	9.5	10.6	9.5	10.2	12.2	13.6
979	Other personal & household services - Autres services personnels et domestiques	17.9	19.2	21.1	28.2	28.6	28.2	24.1	20.8	17.3	17.9	19.4	18.5	18.6
982-986	Membership organizations - Associations	87.5	97.0	97.8	101.8	98.8	108.9	107.8	102.0	104.8	100.8	101.7	99.4	105.6
991-999	Other services - Autres services	161.0	179.5	177.2	192.8	197.0	219.4	229.6	213.0	201.2	201.5	221.9	221.1	227.0
990	Other services n.e.c. - Autres services n.c.a.	75.2	87.1	82.1	85.7	83.0	95.1	106.0	107.3	95.5	91.4	104.3	99.6	99.9
992	Automobile & truck rental & leasing services - Serv. de location d'automobiles et de camions	9.9	11.0	12.1	13.5	13.0	15.6	17.9	14.7	11.8	12.1	14.1	14.9	14.9
993	Photographers - Photographes	6.8	8.0	7.6	9.7	7.7	7.9	5.9	4.2	3.8	4.7	4.9	5.4	5.4
995	Services to buildings & dwellings - Serv. relatifs aux bâtiments et habitations	53.9	55.2	58.6	62.5	68.3	74.8	72.6	66.1	66.3	67.0	68.4	70.0	77.4
996	Travel services - Services de voyages	15.2	18.2	16.8	21.4	25.0	26.0	27.2	20.6	23.8	26.3	30.1	31.1	29.5
812-837	Public administration - Administration publique	691.7	691.5	704.9	697.9	711.1	721.2	732.8	750.0	749.7	735.0	728.6	713.9	693.6
812-817	Federal administration (exc'l the military) - Administration fédérale (sauf la défense)	264.9	264.4	265.1	256.9	257.8	259.9	264.1	272.7	272.1	266.1	264.7	252.1	242.3
822-827	Provincial administration - Administration provinciale	209.7	214.5	222.0	221.9	227.5	235.6	236.0	238.5	234.5	230.2	225.2	223.0	209.3
832-837	Local administration - Administration locale	217.0	212.6	217.8	219.1	225.8	225.8	232.7	238.8	243.2	238.6	238.8	238.9	242.0
451-484	Service producing industries - Branches productrices de services	6,974.4	7,225.4	7,432.9	7,724.8	7,977.8	8,283.6	8,504.0	8,193.9	8,039.1	8,085.2	8,150.2	8,332.3	8,392.8
000-999	Industrial aggregate - Ensemble des industries	9,499.0	9,848.0	10,129.1	10,541.4	10,879.9	11,281.4	11,369.5	10,758.5	10,447.1	10,466.3	10,650.9	10,876.4	10,967.2
NEWFOUNDLAND TERRE-NEUVE														
041-051	Logging and forestry - Exploitation forestière et serv. forestiers	1.8	1.3	1.0	1.3	1.4	1.4	1.4	1.2	1.2	1.2	1.5	1.8	1.6
061-092	Mining (incl. milling), quarrying and oil wells - Mines (y compris broyage), carrières et puits de pétrole	3.7	3.2	2.7	2.9	3.3	3.5	3.5	2.8	2.4	2.5	2.8	2.5	2.6
101-399	Manufacturing - Industries manufacturières	14.9	16.1	16.4	18.4	18.5	18.2	16.8	14.4	12.6	11.5	10.9	11.6	12.4
	Non-durable goods - Biens non durables	12.9	13.9	14.0	15.8	15.7	14.8	13.5	11.8	9.9	9.3	8.0	8.8	10.0
	Durable goods - Biens durables	2.0	2.2	2.4	2.6	2.8	3.4	3.2	2.6	2.7	2.3	2.8	2.8	2.4
101-109	Food - Aliments	8.7	9.8	10.0	11.7	11.3	10.3	9.3	7.9	6.1	5.5	4.0	4.4	5.6
102	Fish products - Transformation du poisson	7.9	9.0	9.3	10.9	10.5	9.4	8.5	7.1	5.1	4.3	2.8	3.5	4.6
401-449	Construction - Construction	5.8	5.0	6.3	6.2	7.5	8.9	8.4	6.9	6.8	8.0	9.3	9.0	8.6
401-402	Bldg, developing & general contracting - Constructeurs, promoteurs et entrep. généraux	2.5	2.4	3.1	2.5	2.9	3.6	3.6	2.3	2.5	2.8	3.1	1.8	2.9
402	Non-residential building & development - Promotion & constr. de bâtiments non résidentiels	0.3	0.3	0.4	0.3	0.4	0.5	0.5	0.4	0.5	0.9	1.3	0.3	1.4
411-412	Industrial & heavy (engineering) construction - Constr. lourde et industrielle (génie)	1.0	0.6	0.9	1.2	1.3	1.2	1.2	1.3	1.2	2.1	3.0	3.7	2.9
421-429	Trade contracting - Entrepreneurs spécialisés	2.1	1.8	2.1	2.4	3.2	3.9	3.5	3.1	3.0	3.0	3.1	3.3	2.7

Annual Estimates of Employment, Earnings and Hours, 1984-1996, Statistics Canada
 Estimations annuelles de l'Emploi, des gains et de la durée du travail, 1984-1996, Statistique Canada

Table 1

Estimates of Employment, for All Employees, by Industry, Canada, Provinces and Territories.

Tableau 1

Estimations de l'emploi, pour l'ensemble des salariés, par industrie, Canada, provinces et territoires.

SIC 1980 CTI	Industry Industrie	EMPLOYMENT IN THOUSANDS - EMPLOI EN MILLIERS												
		1984	1985	1986	1987	1988	1989	1990	1991	1992	1993	1994	1995	1996
NEWFOUNDLAND TERRE-NEUVE														
	041-449 Goods producing industries - Branches 491-499 productrices de biens	28.7	28.1	29.0	31.3	33.3	34.7	32.9	28.1	25.7	25.8	27.5	27.9	28.0
	451-499 Transportation, storage, comm. & other utilities - Transp., entreposage, comm. et autres services publics	13.6	14.1	13.3	12.8	13.2	14.0	14.5	13.8	13.7	13.3	13.7	13.8	13.6
	451-479 Transportation & storage - Transport et entreposage	7.5	7.4	6.4	5.9	6.1	6.9	7.2	6.5	6.6	6.2	6.0	6.2	5.4
	481-499 Communication & other utilities - Communications et autres services publics	6.1	6.8	6.9	6.9	7.1	7.1	7.3	7.3	7.1	7.1	7.7	7.5	8.2
	481-484 Communication - Communications	3.5	4.2	4.3	4.4	4.4	4.4	4.5	4.5	4.4	4.5	4.7	4.6	5.4
	491-499 Other Utilities - Autres services publics	2.6	2.6	2.5	2.5	2.7	2.8	2.8	2.8	2.7	2.6	3.0	2.9	2.8
	501-692 Trade - Commerce	20.6	20.3	21.5	24.6	26.6	29.1	31.7	29.2	27.6	26.7	29.7	30.3	29.3
	501-599 Wholesale Trade - Commerce de gros	5.5	5.1	5.5	6.6	7.3	7.2	7.0	6.0	5.7	6.0	6.4	6.2	6.5
	521-524 Food, beverage, drug & tobacco - Produits alimentaires, boissons, médicaments et tabac	2.2	1.9	2.0	2.5	2.9	2.7	2.6	2.3	2.1	2.1	2.0	1.8	2.1
	601-692 Retail trade - Commerce de détail	15.2	15.2	16.0	18.0	19.3	21.8	24.8	23.2	21.9	20.7	23.3	24.1	22.8
	601-603 Food, beverage and drug - Aliments, boissons et médicaments	5.7	6.3	6.7	7.0	7.2	8.1	9.6	9.0	8.2	8.0	8.4	9.6	8.2
	601 Food stores - Magasins d'alimentation	3.5	4.2	4.4	5.1	4.9	5.4	6.4	6.5	6.1	6.1	6.3	6.9	6.4
	611-615 Shoe, apparel, fabric & yarn - Chaussures, vêtements, tissus et filés	1.2	1.1	1.1	1.2	1.3	1.5	2.0	1.9	1.5	1.4	1.3	1.8	1.8
	631-639 Auto vehicles, parts & access., sales & serv. Véhicules autos, pièces & access., vente & serv.	3.9	3.7	4.0	4.6	4.7	5.7	6.1	5.1	5.2	4.9	6.3	5.6	6.2
	641-641 General merchandise stores - Magasins de marchandises diverses	3.1	2.7	2.7	3.3	3.7	3.8	4.1	4.2	4.2	3.7	4.5	4.2	3.9
	651-692 Other retail n.e.c. - Autres commerces de détail n.c.a.	1.1	1.1	1.1	1.5	1.9	2.0	2.6	2.2	2.1	2.1	2.0	2.3	2.1
	701-761 Finance, insurance & real estate - Finances, assur. & affaires immobilières	4.7	4.9	4.9	4.9	5.0	5.1	5.6	5.8	5.6	5.4	6.0	6.2	6.1
	701-749 Finance & insurance - Intermédiaires financiers et assurances	3.2	3.2	3.2	3.3	3.4	3.5	3.7	3.9	3.9	3.8	4.1	4.4	4.4
	701-709 Deposit accepting intermediaries - Intermédiaires financiers de dépôts	2.1	2.2	2.2	2.1	2.2	2.3	2.3	2.3	2.4	2.3	2.3	2.4	2.5
	701-702 Banks - Banques	1.8	1.9	1.9	1.8	1.9	2.0	2.0	2.0	2.0	2.0	2.0	2.1	2.2
	731-733 Insurance - Assurances	0.5	0.5	0.5	0.5	0.6	0.6	0.6	0.8	0.8	0.8	0.8	0.8	0.9
	751-759 Real estate operators (exc'l developers) - Services immobiliers (sauf lotisseurs)	1.0	1.0	1.0	1.0	0.9	0.9	0.9	0.9	0.7	0.8	0.9	0.9	0.9
	761-761 Insurance & real estate agent - Agences d'assur. et agences immobilières	0.5	0.6	0.7	0.7	0.7	0.7	1.1	1.0	1.0	0.7	0.9	0.9	0.8
	771-779 Comm., business & pers. services - Services 851-999 socio-culturels, comm. et pers.	44.1	45.2	44.5	48.3	50.9	53.6	54.7	52.8	53.1	54.0	54.4	55.0	55.4
	771-779 Business services - Services aux entreprises	3.3	3.5	3.3	3.7	4.7	5.1	5.3	4.4	4.1	4.6	4.3	4.6	5.4
	851-859 Educational & related services - Services d'enseignement et services annexes	15.1	15.3	15.6	16.6	17.2	17.4	17.4	16.6	16.3	16.8	16.2	15.7	15.0
	861-869 Health & social services - Services de soins de santé et services sociaux	15.3	16.3	16.4	17.7	17.2	18.0	18.3	18.9	19.8	19.3	19.7	20.3	20.2
	861 Hospitals - Hôpitaux	9.8	9.7	10.2	10.1	10.3	11.3	11.2	11.4	11.5	11.1	10.9	10.9	11.3

Annual Estimates of Employment, Earnings and Hours, 1984-1996, Statistics Canada
Estimations annuelles de l'Emploi, des gains et de la durée du travail, 1984-1996, Statistique Canada

Table 1
Estimates of Employment, for All Employees, by Industry, Canada, Provinces and Territories.

Tableau 1
Estimations de l'emploi, pour l'ensemble des salariés, par industrie, Canada, provinces et territoires.

SIC 1980 CTI	Industry Industrie	EMPLOYMENT IN THOUSANDS - EMPLOI EN MILLIERS												
		1984	1985	1986	1987	1988	1989	1990	1991	1992	1993	1994	1995	1996
NEWFOUNDLAND TERRE-NEUVE														
911-922	Accommodation, food & beverage services - Hébergement et restauration	6.0	5.9	5.6	6.7	7.4	8.2	8.2	7.8	7.8	7.9	8.3	7.9	8.4
921-922	Food & beverage services - Services de la restauration	4.2	4.4	4.0	4.5	4.8	5.5	5.5	5.5	5.4	5.5	5.7	5.4	5.9
961-999	Miscellaneous services - Services divers	4.4	4.3	3.6	3.5	4.4	4.8	5.5	5.3	5.1	5.4	5.9	6.5	6.4
812-837	Public administration - Administration publique	15.6	16.2	17.2	17.2	17.6	18.8	19.1	19.4	18.3	17.2	16.6	16.7	16.1
812-817	Federal administration (exc'l the military) - Administration fédérale (sauf la défense)	7.4	7.2	7.1	6.9	7.0	7.0	7.4	7.5	7.5	7.6	7.3	7.0	6.6
822-827	Provincial administration - Administration provinciale	6.0	6.7	7.8	8.2	8.4	9.4	9.3	9.4	8.1	6.9	6.4	7.0	7.0
832-837	Local administration - Administration locale	2.2	2.2	2.2	2.1	2.3	2.4	2.4	2.5	2.6	2.6	2.8	2.7	2.6
451-484	Service producing industries - Branches productrices de services	96.0	98.1	98.7	105.4	110.6	117.8	122.9	118.2	115.6	113.9	117.4	119.0	117.8
000-999	Industrial aggregate - Ensemble des industries	124.8	126.2	127.7	136.7	143.9	152.5	155.8	146.3	141.3	139.8	145.9	147.8	146.8
PRINCE EDWARD ISLAND ILE-DU-PRINCE-ÉDOUARD														
101-399	Manufacturing - Industries manufacturières	2.8	3.1	3.1	3.3	3.5	3.7	3.6	3.4	3.8	3.5	3.5	4.0	4.8
	Non-durable goods - Biens non durables	2.1	2.4	2.5	2.5	2.7	2.9	2.8	2.6	2.8	2.6	2.8	3.2	3.4
	Durable goods - Biens durables	0.7	0.6	0.7	0.8	0.9	0.8	0.8	0.8	0.9	0.9	0.7	0.9	1.3
401-449	Construction - Construction	1.6	1.6	1.8	1.9	2.2	2.2	2.4	2.1	2.2	2.1	2.1	3.4	4.4
041-449	Goods producing industries - Branches productrices de biens	4.7	5.0	5.3	5.6	6.2	6.3	6.5	6.0	6.5	6.2	6.2	7.9	9.6
451-499	Transportation, storage, comm. & other utilities - Transp., entreposage, comm. et autres services publics	3.1	3.0	3.0	3.2	3.4	3.3	3.3	3.3	3.1	3.2	2.9	2.9	2.7
451-479	Transportation & storage - Transport et entreposage	2.2	2.0	2.0	2.1	2.2	2.1	2.1	2.0	1.9	2.0	1.8	1.9	1.7
481-499	Communication & other utilities - Communications et autres services publics	0.9	1.0	1.0	1.1	1.2	1.2	1.2	1.2	1.2	1.2	1.1	1.1	1.0
481-484	Communication - Communications	0.6	0.7	0.7	0.8	0.9	0.9	0.9	0.9	0.8	0.8	0.8	0.8	..
501-692	Trade - Commerce	5.9	5.8	6.2	6.8	6.9	7.0	7.4	7.1	6.8	7.2	7.2	7.8	7.9
501-599	Wholesale Trade - Commerce de gros	1.4	1.3	1.3	1.4	1.6	1.5	1.7	1.6	1.5	1.7	1.6	1.9	2.1
601-692	Retail trade - Commerce de détail	4.5	4.5	4.8	5.3	5.3	5.5	5.7	5.5	5.3	5.5	5.6	5.9	5.8
601-603	Food, beverage and drug - Aliments, boissons et médicaments	1.3	1.4	1.7	1.8	1.6	1.6	1.7	1.6	1.7	1.7	1.9	2.1	2.2
601	Food stores - Magasins d'alimentation	1.0	1.0	1.2	1.3	1.2	1.1	1.2	1.2	1.2	1.2	1.3	1.5	1.6
631-639	Auto vehicles, parts & access., sales & serv. - Véhicules autos, pièces & access., vente & serv.	1.5	1.4	1.5	1.6	1.6	1.8	1.6	1.3	1.3	1.6	1.4	1.5	1.5
641-641	General merchandise stores - Magasins de marchandises diverses	1.0	0.9	0.7	0.8	0.9	0.9	1.0	1.2	1.1	0.9	0.7	0.7	0.7

Annual Estimates of Employment, Earnings and Hours, 1984-1996, Statistics Canada
 Estimations annuelles de l'Emploi, des gains et de la durée du travail, 1984-1996, Statistique Canada

Table 1
Estimates of Employment, for All Employees, by Industry, Canada, Provinces and Territories.

Tableau 1
Estimations de l'emploi, pour l'ensemble des salariés, par industrie, Canada, provinces et territoires.

SIC 1980 CTI	Industry Industrie	EMPLOYMENT IN THOUSANDS - EMPLOI EN MILLIERS												
		1984	1985	1986	1987	1988	1989	1990	1991	1992	1993	1994	1995	1996
PRINCE EDWARD ISLAND ILE-DU-PRINCE-ÉDOUARD														
701-761	Finance, insurance & real estate - Finances, assur. & affaires immobilières	1.4	1.5	1.5	1.6	1.7	1.6	1.7	1.5	1.9	2.0	1.9	1.9	1.7
701-749	Finance & insurance - Intermédiaires financiers et assurances	1.1	1.1	1.1	1.2	1.2	1.2	1.2	1.0	1.3	1.3	1.4	1.4	1.3
701-709	Deposit accepting intermediaries - Intermédiaires financiers de dépôts	0.7	0.8	0.8	0.8	0.8	0.8	0.8	0.7	0.9	1.0	1.0	1.0	0.8
751-761	Real estate operators & insurance agent - Services immobiliers & agences d'assurances	0.3	0.4	0.4	0.4	0.4	0.4	0.5	0.4	0.5	0.6	0.5	0.5	0.4
771-779	Comm., business & pers. services - Services socio-culturels, comm. et pers.	10.8	10.8	11.7	13.2	14.0	14.4	15.3	15.2	15.3	15.4	15.9	17.3	18.5
851-859	Educational & related services - Services d'enseignement et services annexes	2.9	2.9	3.3	3.3	3.5	3.8	3.9	3.9	3.9	4.0	3.9	4.2	4.6
851	Elementary & secondary education - Enseignement élémentaire et secondaire	2.0	1.9	2.0	2.0	2.2	2.4	2.5	2.4	2.4	2.5	2.4	..	3.0
861-869	Health & social services - Services de soins de santé et services sociaux	3.9	3.7	4.1	4.3	4.6	4.8	5.1	5.2	5.3	5.3	4.7	4.7	5.3
812-837	Public administration - Administration publique	4.9	5.0	4.8	5.1	5.1	5.2	5.4	5.6	5.5	5.4	5.7	5.7	5.7
812-817	Federal administration (exc'l the military) - Administration fédérale (sauf la défense)	2.3	2.5	2.5	2.5	2.5	2.4	2.4	2.4	2.3	2.4	3.0	2.7	2.6
822-827	Provincial administration - Administration provinciale	2.2	2.1	2.1	2.2	2.3	2.3	2.6	2.8	2.9	2.6	2.3	2.5	2.6
451-484	Service producing industries - Branches productrices de services	25.8	25.7	27.0	29.5	30.7	31.1	32.8	32.2	32.2	32.8	33.4	35.3	36.3
000-999	Industrial aggregate - Ensemble des industries	30.5	30.7	32.2	35.2	36.9	37.4	39.4	38.2	38.6	38.9	39.7	43.4	46.2
NOVA SCOTIA NOUVELLE-ÉCOSSE														
041-051	Logging and forestry - Exploitation forestière et serv. forestiers	2.2	2.4	2.3	2.2	2.3	2.3	2.4	1.8	1.7	2.0	2.5	2.4	2.2
061-092	Mining (incl. milling), quarrying and oil wells - Mines (y compris broyage), carrières et puits de pétrole	4.4	4.5	4.8	5.0	4.9	3.9	4.2	4.2	3.6	3.4	3.7	3.5	2.8
061-063	Mining - Mines	3.2	3.4	3.7	3.8	3.7	3.0	3.4	3.4	2.7	2.5	2.7	2.4	..
063	Coal mines - Mines de charbon	2.6	2.8	2.9	3.0	2.9	2.1	2.4	2.4	2.0	1.9	1.8	1.8	..
101-399	Manufacturing - Industries manufacturières	35.8	35.4	34.9	38.5	40.6	40.4	39.2	36.2	36.5	33.6	35.3	36.8	37.3
	Non-durable goods - Biens non durables	24.7	24.8	23.9	26.3	26.7	26.5	26.4	24.4	24.8	22.8	23.0	22.9	24.6
	Durable goods - Biens durables	11.0	10.6	11.0	12.1	13.9	13.9	12.7	11.8	11.7	10.8	12.3	13.9	12.7
101-109	Food - Aliments	8.3	8.3	8.0	9.4	9.5	8.9	9.1	10.4	10.8	8.8	9.0	9.0	9.9
271-279	Paper & allied products - Papier et produits connexes	2.7	2.9	2.8	2.8	2.8	3.0	3.1	2.9	2.7	2.9	3.0	2.9	2.9
281-284	Printing, publishing & allied ind.- Imprimerie, édition et industries connexes	1.5	1.6	1.7	2.0	2.0	2.2	2.6	2.4	2.4	2.5	2.6	2.4	2.5

Annual Estimates of Employment, Earnings and Hours, 1984-1996, Statistics Canada
 Estimations annuelles de l'emploi, des gains et de la durée du travail, 1984-1996, Statistique Canada

Table 1

Estimates of Employment, for All Employees, by Industry, Canada, Provinces and Territories.

Tableau 1

Estimations de l'emploi, pour l'ensemble des salariés, par industrie, Canada, provinces et territoires.

SIC 1980 CTI	Industry Industrie	EMPLOYMENT IN THOUSANDS - EMPLOI EN MILLIERS												
		1984	1985	1986	1987	1988	1989	1990	1991	1992	1993	1994	1995	1996
NOVA SCOTIA NOUVELLE-ÉCOSSE														
284	Combined publishing & printing - Impression et édition combinées	0.9	0.9	1.0	1.1	1.2	1.4	1.5	1.4	1.4	1.5	1.7	1.4	1.1
321-329	Transportation equipment - Matériel de transport	3.1	3.2	2.9	3.4	4.1	3.7	3.5	4.0	4.0	3.5	3.2	4.6	3.9
401-449 Construction - Construction		11.6	11.6	12.7	14.6	15.6	18.6	18.5	15.4	13.0	13.3	12.7	12.8	13.3
401-402	Bldg, developing & general contracting - Constructeurs, promoteurs et entrep. généraux	2.6	2.9	3.1	3.3	3.6	5.0	4.0	3.6	3.0	2.8	3.0	3.0	3.3
401	Residential building & development - Promotion et construction de bâtiments résidentiels	1.9	2.1	2.3	2.4	2.6	3.6	2.9	2.5	2.2	2.0	2.3	2.2	2.4
411-412	Industrial & heavy (engineering) construction - Constr. lourde et industrielle (génie)	1.8	1.7	1.7	1.8	2.2	2.3	2.1	2.3	2.1	2.2	1.6	1.6	1.3
421-429	Trade contracting - Entrepreneurs spécialisés	6.5	6.4	7.3	9.0	9.2	10.5	11.5	8.6	7.1	7.6	7.6	7.6	8.0
441-449	Services incidental to construction - Services relatifs à la construction	0.6	0.5	0.5	0.6	0.6	0.8	0.8	1.0	0.7	0.7	0.6	0.6	0.7
441-449 Goods producing industries - Branches 491-499 productrices de biens		56.7	56.6	57.3	62.9	66.1	68.0	67.3	60.5	57.5	54.9	56.9	58.4	58.6
451-499 Transportation, storage, comm. & other utilities - Transp., entreposage, comm. et autres services publics		24.0	24.0	24.0	24.6	23.8	24.7	25.3	23.3	22.9	22.7	23.0	22.0	22.7
451-479	Transportation & storage - Transport et entreposage	13.9	13.2	13.3	13.7	12.9	13.3	13.2	11.6	11.5	11.4	11.7	10.8	10.9
451-459	Transportation - Transport	13.9	13.2	13.2	13.7	12.8	13.2	13.1	11.5	11.4	11.3	11.6
481-499	Communication & other utilities - Communications et autres services publics	10.1	10.7	10.7	10.8	10.9	11.4	12.2	11.6	11.4	11.3	11.3	11.2	11.8
481-484	Communication - Communications	7.3	8.0	8.1	8.2	8.2	8.6	9.1	8.7	8.7	8.6	8.5	8.2	8.8
491-499	Other Utilities - Autres services publics	2.7	2.7	2.6	2.7	2.7	2.8	3.1	2.9	2.7	2.7	2.8	3.0	2.9
491	Electric power systems - Énergie électrique	2.4	2.3	2.3	2.3	2.3	2.4	2.6	2.4	2.3	2.1	2.1
501-692 Trade - Commerce		43.8	45.8	45.8	48.2	50.6	57.2	60.6	56.9	53.9	58.0	58.0	60.7	58.6
501-599	Wholesale Trade - Commerce de gros	10.0	9.7	9.8	11.5	12.0	13.2	13.4	12.6	12.6	13.1	14.3	15.2	15.2
521-524	Food, beverage, drug & tobacco - Produits alimentaires, boissons, médicaments et tabac	3.4	3.2	2.5	3.0	3.1	2.7	2.6	2.4	2.6	3.0	4.2	4.3	4.3
521	Food - Produits alimentaires	3.2	3.0	2.3	2.8	2.8	2.5	2.3	2.1	2.2	2.6	3.7	3.8	4.0
571-579	Machinery, equipment & supplies - Machines, matériel et fournitures	2.2	2.0	2.5	3.2	3.3	3.5	4.0	4.0	3.8	3.7	4.0	4.4	3.7
579	Other machinery, equipment & supplies - Autres machines, matériel et fournitures	1.0	0.9	1.1	1.3	1.3	1.4	1.5	1.7	1.7	1.4	1.7	1.8	1.6
601-692	Retail trade - Commerce de détail	33.7	36.1	36.0	36.7	38.6	44.0	47.2	44.2	41.3	44.8	43.6	45.5	43.4
601-603	Food, beverage and drug - Aliments, boissons et médicaments	7.8	8.7	8.5	8.9	10.0	10.7	13.3	13.6	11.5	16.3	15.2	16.2	15.3
601	Food stores - Magasins d'alimentation	5.7	6.5	6.1	6.8	7.7	8.1	9.4	8.8	7.7	11.9	10.4	10.5	9.8
611-615	Shoe, apparel, fabric & yarn - Chaussures, vêtements, tissus et filés	2.7	2.7	2.6	2.8	3.1	2.9	2.8	3.4	3.2	2.7	3.0	3.3	3.5
631-639	Auto vehicles, parts & access., sales & serv. - Véhicules autos, pièces & access., vente & serv.	9.6	10.5	10.7	10.0	11.3	13.3	13.3	11.4	11.6	11.1	11.2	10.9	10.0
641-641	General merchandise stores - Magasins de marchandises diverses	8.8	9.2	9.0	8.9	8.3	8.7	9.1	9.3	8.3	7.7	7.5	7.6	7.4
651-692	Other retail n.e.c. - Autres commerces de détail n.c.a.	3.7	3.9	3.9	4.7	4.2	5.9	6.7	5.0	5.1	5.7	4.8	5.5	5.7
701-761 Finance, insurance & real estate - Finances, assur. & affaires immobilières		12.7	12.9	13.2	13.4	14.4	15.4	15.9	15.5	15.3	15.8	15.7	16.2	16.7

Annual Estimates of Employment, Earnings and Hours, 1984-1996, Statistics Canada
Estimations annuelles de l'emploi, des gains et de la durée du travail, 1984-1996, Statistique Canada

Table 1

Estimates of Employment, for All Employees, by Industry, Canada, Provinces and Territories.

Tableau 1

Estimations de l'emploi, pour l'ensemble des salariés, par industrie, Canada, provinces et territoires.

SIC 1980 CTI	Industry Industrie	EMPLOYMENT IN THOUSANDS - EMPLOI EN MILLIERS												
		1984	1985	1986	1987	1988	1989	1990	1991	1992	1993	1994	1995	1996
NOVA SCOTIA NOUVELLE-ÉCOSSE														
701-749	Finance & insurance - Intermédiaires financiers et assurances	9.3	9.6	9.8	10.0	10.5	11.0	11.4	11.3	10.9	11.3	10.9	11.1	11.6
701-709	Deposit accepting intermediaries - Intermédiaires financiers de dépôts	6.2	6.2	6.3	6.3	6.6	6.8	7.0	7.0	6.9	6.9	6.6	6.9	7.3
701-702	Banks - Banques	4.9	4.9	5.0	5.0	5.2	5.4	5.5	5.5	5.3	5.7	5.6	6.0	6.4
731-733	Insurance - Assurances	1.9	2.0	1.9	1.9	2.0	2.1	2.1	2.4	2.4	2.5	2.2	2.1	2.2
751-759	Real estate operators (exc'l developers) - Services immobiliers (sauf lotisseurs) -	1.3	1.1	1.1	1.2	1.3	1.8	2.0	1.7	1.7	2.0	2.3	2.5	2.6
761-761	Insurance & real estate agent - Agences d'assur. et agences immobilières	2.1	2.2	2.3	2.2	2.6	2.7	2.5	2.4	2.7	2.5	2.6	2.6	2.5
771-779	Comm., business & pers. services - Services socio-culturels, comm. et pers.	87.3	90.3	93.4	98.2	103.4	110.6	110.6	110.0	109.8	110.6	114.6	117.4	121.6
771-779	Business services - Services aux entreprises	5.6	5.2	5.5	6.6	7.4	9.8	8.9	9.4	9.9	10.3	10.7	11.2	13.4
851-859	Educational & related services - Services d'enseignement et services annexes	27.3	27.5	27.2	28.4	29.9	30.9	30.2	29.9	30.1	30.0	29.7	29.8	29.8
851	Elementary & secondary education - Enseignement élémentaire et secondaire	17.2	17.1	16.7	17.5	17.8	18.3	18.1	17.9	17.6	17.8	17.5	17.2	16.9
852	Post-second. non-university education - Enseignement postsecondaire non univers.	1.8	1.9	1.8	1.7	1.8	1.7	1.7	1.8	1.8	1.8	1.4	1.4	1.5
853	University education - Enseignement universitaire	7.4	7.6	7.7	8.2	9.1	9.6	9.1	9.0	9.4	9.2	9.4	9.5	9.7
854	Library services - Bibliothèques	0.6	0.6	0.6	0.7	0.7	0.8	0.8	0.8	0.7	0.7	0.7	0.7	0.6
861-869	Health & social services - Services de soins de santé et services sociaux	28.9	30.1	31.0	31.4	33.6	34.9	37.2	39.0	39.0	39.3	38.4	39.3	39.8
861	Hospitals - Hôpitaux	19.5	19.7	19.8	20.2	21.7	21.9	22.7	22.3	22.4	22.3	20.7	19.0	18.8
911-922	Accommodation, food & beverage services - Hébergement et restauration	13.1	13.7	16.7	17.2	18.1	19.9	19.9	18.5	16.3	17.0	19.5	22.6	23.2
921-922	Food & beverage services - Services de la restauration	10.1	10.7	13.0	13.1	14.1	15.6	15.0	13.5	11.6	12.9	15.2	17.7	18.3
921	Food services - Services de restauration	8.7	9.3	11.3	11.3	12.2	13.5	13.0	12.2	10.7	11.7	13.8	15.9	16.5
961-999	Miscellaneous services - Services divers	12.4	13.8	13.1	14.6	14.4	15.2	14.3	13.2	14.6	14.0	16.3	14.5	15.5
812-837	Public administration - Administration publique	28.3	28.5	28.3	29.0	29.5	30.0	31.1	30.8	29.3	29.8	29.1	29.4	28.5
812-817	Federal administration (exc'l the military) - Administration fédérale (sauf la défense)	16.4	16.3	16.0	15.6	15.4	15.4	15.4	15.4	15.2	15.4	14.4	13.7	13.1
822-827	Provincial administration - Administration provinciale	7.5	7.5	8.0	9.0	9.5	9.4	10.1	9.8	8.9	8.9	9.0	9.4	9.3
832-837	Local administration - Administration locale	4.4	4.6	4.3	4.4	4.6	5.2	5.6	5.5	5.2	5.5	5.7	6.2	6.2
451-484	Service producing industries - Branches productrices de services	193.2	198.7	202.0	210.8	219.1	235.1	240.3	233.4	228.6	234.2	237.6	242.6	245.2
000-999	Industrial aggregate - Ensemble des industries	249.8	255.3	259.3	273.7	285.2	303.1	307.7	293.9	286.1	289.1	295.9	302.2	305.1
NEW BRUNSWICK NOUVEAU-BRUNSWICK														
041-051	Logging and forestry - Exploitation forestière et serv. forestiers	5.1	4.1	4.9	4.2	5.0	5.0	4.1	5.0	4.2	4.4	3.6	4.8	4.7

Annual Estimates of Employment, Earnings and Hours, 1984-1996, Statistics Canada
Estimations annuelles de l'emploi, des gains et de la durée du travail, 1984-1996, Statistique Canada

Table 1

Estimates of Employment, for All Employees, by Industry, Canada, Provinces and Territories.

Tableau 1

Estimations de l'emploi, pour l'ensemble des salariés, par industrie, Canada, provinces et territoires.

SIC 1980 CTI	Industry Industrie	EMPLOYMENT IN THOUSANDS - EMPLOI EN MILLIERS												
		1984	1985	1986	1987	1988	1989	1990	1991	1992	1993	1994	1995	1996
NEW BRUNSWICK NOUVEAU-BRUNSWICK														
041	Logging - Exploitation forestière	4.4	3.3	4.0	3.6	4.4	4.7	3.8	4.7	3.8	3.9	3.2	3.9	3.6
061-092 Mining (incl. milling), quarrying and oil wells Mines (y compris broyage), carrières et puits de pétrole		2.8	3.1	3.0	3.3	3.3	3.3	2.7	2.7	2.8	2.6	2.6	3.1	3.2
101-399 Manufacturing - Industries manufacturières		30.5	31.1	32.4	35.4	38.1	38.0	36.4	33.8	33.6	31.9	31.2	31.7	30.6
	Non-durable goods - Biens non durables	21.2	21.1	21.7	22.8	23.7	23.0	22.2	21.2	21.5	19.4	19.6	19.1	18.9
	Durable goods - Biens durables	9.3	9.9	10.8	12.6	14.4	15.0	14.3	12.6	12.2	12.4	11.6	12.6	11.7
101-109	Food - Aliments	9.7	9.6	9.6	10.1	10.8	10.2	9.6	9.3	9.4	8.7	9.1	8.7	8.5
251-259	Wood - Bois	3.7	4.0	4.1	4.7	4.9	4.6	4.7	3.6	3.4	4.0	4.1	4.2	4.5
251	Sawmill, planing mill & shingle mill products - Scieries, ateliers de rabotage et usines de bardeaux	2.5	2.7	2.7	2.9	3.0	2.4	2.6	2.0	1.9	2.4	2.5	2.8	3.0
271-279	Paper & allied products - Papier et produits connexes	5.4	5.1	5.6	5.8	5.9	6.2	5.6	5.6	5.3	4.8	5.2	5.1	5.1
271	Pulp & paper - Pâtes et papiers	5.1	4.7	5.1	5.3	5.3	5.8	5.1	5.2	4.9	4.4	4.6	4.4	4.4
281-284	Printing, publishing & allied ind.- Imprimerie, édition et industries connexes	1.3	1.6	1.7	1.7	1.8	1.8	2.1	2.0	2.2	2.4	1.9	2.1	1.8
401-449 Construction - Construction		7.6	7.6	9.5	10.6	12.7	15.4	15.5	14.3	13.0	12.6	12.4	12.0	12.6
401-402	Bldg, developing & general contracting - Constructeurs, promoteurs et entrep. généraux	2.0	1.8	2.0	2.4	2.6	3.4	3.8	3.6	2.9	3.0	2.9	2.7	2.6
401	Residential building & development - Promotion et construction de bâtiments résidentiels	1.5	1.4	1.5	1.8	2.0	2.6	2.9	2.8	2.3	2.5	2.2	2.1	2.0
411-412	Industrial & heavy (engineering) construction - Constr. lourde et industrielle (génie)	1.2	1.5	1.7	1.7	1.9	2.3	2.2	2.3	1.8	1.9	2.2	1.4	2.2
421-429	Trade contracting - Entrepreneurs spécialisés	4.3	4.2	5.7	6.3	8.0	9.5	9.4	8.3	8.1	7.4	7.0	7.5	7.4
041-449 Goods producing industries - Branches 491-499 productrices de biens		49.8	49.5	53.5	57.2	62.7	65.4	62.6	59.9	57.8	55.6	53.5	55.2	54.6
451-499 Transportation, storage, comm. & other utilities - Transp., entreposage, comm. et autres services publics		23.6	23.5	23.3	22.7	21.7	22.4	22.5	21.0	21.7	22.1	21.6	22.3	23.5
451-479	Transportation & storage - Transport et entreposage	15.2	15.2	15.1	14.1	12.9	13.5	12.9	11.3	11.6	12.3	11.9	12.8	13.9
451-459	Transportation - Transport	14.9	15.0	14.8	13.9	12.8	13.3	12.7	11.1	11.4	12.0	11.5	12.1	13.5
481-499	Communication & other utilities - Communications et autres services publics	8.4	8.3	8.3	8.6	8.8	9.0	9.6	9.6	10.1	9.8	9.7	9.5	9.6
481-484	Communication - Communications	4.7	4.7	4.7	5.0	5.2	5.2	5.6	5.6	6.0	5.6	6.1	5.9	6.1
491-499	Other Utilities - Autres services publics	3.7	3.6	3.6	3.6	3.6	3.8	3.9	4.0	4.1	4.1	3.7	3.6	3.5
491	Electric power systems - Énergie électrique	3.1	2.9	3.0	3.0	3.0	3.2	3.6	3.7	3.7	3.4	3.3	3.2	3.1
501-692 Trade - Commerce		35.0	37.1	37.8	39.1	40.4	42.9	45.5	45.8	41.5	42.4	46.4	47.6	48.1
501-599	Wholesale Trade - Commerce de gros	8.7	9.3	9.8	10.4	11.1	11.6	12.7	12.7	11.6	11.9	11.5	12.7	13.1
601-692	Retail trade - Commerce de détail	26.3	27.9	28.0	28.7	29.3	31.3	32.8	33.1	29.9	30.5	34.9	34.9	35.0
601-603	Food, beverage and drug - Aliments, boissons et médicaments	8.2	8.8	9.3	9.8	10.7	11.0	10.9	11.0	10.3	11.2	12.9	12.8	12.7
601	Food stores - Magasins d'alimentation	5.6	5.9	6.6	6.8	7.7	7.9	7.5	8.0	7.7	8.2	10.1	9.8	9.7
631-639	Auto vehicles, parts & access., sales & serv. - Véhicules autos, pièces & access., vente & serv.	5.6	6.2	6.0	5.6	6.1	7.1	8.0	7.5	7.4	7.6	9.2	9.6	9.2

Annual Estimates of Employment, Earnings and Hours, 1984-1996, Statistics Canada
Estimations annuelles de l'Emploi, des gains et de la durée du travail, 1984-1996, Statistique Canada

Table 1

Estimates of Employment, for All Employees, by Industry, Canada, Provinces and Territories.

Tableau 1

Estimations de l'emploi, pour l'ensemble des salariés, par industrie, Canada, provinces et territoires.

SIC 1980 CTI	Industry Industrie	EMPLOYMENT IN THOUSANDS - EMPLOI EN MILLIERS												
		1984	1985	1986	1987	1988	1989	1990	1991	1992	1993	1994	1995	1996
NEW BRUNSWICK NOUVEAU-BRUNSWICK														
641-641	General merchandise stores - Magasins de marchandises diverses	5.2	5.3	5.0	5.4	4.8	5.3	5.4	6.3	5.2	5.0	5.5	5.6	5.6
701-761	Finance, insurance & real estate - Finances, assur. & affaires immobilières	9.3	9.3	9.8	10.3	9.7	10.0	10.2	10.3	10.0	9.8	9.6	10.0	10.1
701-749	Finance & insurance - Intermédiaires financiers et assurances	6.1	6.3	6.4	6.6	6.4	6.6	6.9	6.9	6.6	6.7	6.2	6.5	6.7
701-709	Deposit accepting intermediaries - Intermédiaires financiers de dépôts	3.9	4.2	4.2	4.2	4.0	4.1	4.3	4.3	4.5	4.5	3.9	4.0	4.2
731-733	Insurance - Assurances	1.1	1.1	1.1	1.1	1.0	1.2	1.2	1.3	1.2	1.2	1.3	1.3	1.4
741-749	Other financial intermediaries - Autres intermédiaires financiers	0.2	0.2	0.2	0.2	0.2	0.2	0.1	0.1	0.1	0.4	0.3	0.3	0.3
751-759	Real estate operators (exc'l developers) - Services immobiliers (sauf lotisseurs)	1.0	1.0	1.1	1.4	1.2	1.4	1.2	1.3	1.7	1.1	1.1	1.1	1.1
761-761	Insurance & real estate agent - Agences d'assur. et agences immobilières	2.2	2.0	2.3	2.3	2.2	2.0	2.1	2.1	1.7	1.9	2.2	2.4	2.3
771-779	Comm., business & pers. services - Services socio-culturels, comm. et pers.	64.3	67.7	70.0	76.1	79.7	83.7	87.6	85.8	85.5	88.0	88.9	89.7	91.1
771-779	Business services - Services aux entreprises	4.6	4.5	4.7	5.5	5.2	5.9	7.1	7.4	7.5	8.0	8.3	9.0	10.4
851-859	Educational & related services - Services d'enseignement et services annexes	16.9	16.9	17.2	18.3	19.1	19.9	21.1	22.1	22.1	22.7	22.1	20.9	21.4
851	Elementary & secondary education - Enseignement élémentaire et secondaire	11.8	11.8	11.9	12.4	12.8	13.3	14.1	14.0	14.0	14.5	14.8	14.1	14.3
861-869	Health & social services - Services de soins de santé et services sociaux	24.0	25.1	26.4	27.7	29.4	30.8	32.2	30.2	30.8	31.9	30.9	30.6	30.9
861	Hospitals - Hôpitaux	14.8	15.1	15.1	15.7	15.6	16.1	16.1	15.7	16.2	15.7	15.6	15.9	15.3
911-922	Accommodation, food & beverage services - Hébergement et restauration	11.9	13.5	14.3	16.3	16.1	17.2	16.2	16.0	15.7	16.1	17.0	18.4	17.7
921-922	Food & beverage services - Services de la restauration	9.7	11.2	11.6	12.9	13.0	13.7	12.8	12.7	11.9	12.6	13.5	13.9	13.6
921	Food services - Services de restauration	9.2	10.6	11.0	12.2	12.2	12.9	12.1	11.8	11.1	11.6	12.7	13.1	12.7
961-999	Miscellaneous services - Services divers	6.9	7.6	7.3	8.3	9.8	10.0	10.9	10.2	9.3	9.3	10.7	10.8	10.8
812-837	Public administration - Administration publique	19.3	19.3	20.3	21.8	21.1	22.4	22.9	23.5	22.3	22.7	21.6	22.9	23.3
812-817	Federal administration (exc'l the military) - Administration fédérale (sauf la défense)	8.9	8.6	8.8	8.7	8.7	8.7	8.9	8.9	9.0	8.8	8.7	8.8	8.4
822-827	Provincial administration - Administration provinciale	6.6	6.8	7.6	9.1	8.5	9.4	9.5	10.0	9.0	9.5	8.5	9.6	9.6
832-837	Local administration - Administration locale	3.7	3.9	3.9	4.0	3.9	4.3	4.6	4.6	4.4	4.4	4.5	4.5	5.3
451-484	Service producing industries - Branches productrices de services	147.7	153.3	157.7	166.4	169.1	177.8	184.9	182.4	176.8	180.9	184.5	188.9	192.5
000-999	Industrial aggregate - Ensemble des industries	197.6	202.7	211.2	223.6	231.8	243.2	247.5	242.3	234.6	236.5	239.0	244.9	248.3
QUÉBEC														
041-051	Logging and forestry - Exploitation forestière et serv. forestiers	15.6	16.1	14.8	17.1	16.2	17.2	15.2	14.0	14.3	15.6	15.6	15.7	15.0

Annual Estimates of Employment, Earnings and Hours, 1984-1996, Statistics Canada
Estimations annuelles de l'Emploi, des gains et de la durée du travail, 1984-1996, Statistique Canada

Table 1
Estimates of Employment, for All Employees, by Industry, Canada, Provinces and Territories.

Tableau 1
Estimations de l'emploi, pour l'ensemble des salariés, par industrie, Canada, provinces et territoires.

SIC 1980 CTI	Industry Industrie	EMPLOYMENT IN THOUSANDS - EMPLOI EN MILLIERS												
		1984	1985	1986	1987	1988	1989	1990	1991	1992	1993	1994	1995	1996
QUÉBEC														
	061-092 Mining (incl. milling), quarrying and oil wells Mines (y compris broyage), carrières et puits de pétrole	18.0	18.1	17.2	17.2	17.3	17.1	17.5	16.1	14.8	13.2	14.7	14.0	13.3
	061-063 Mining - Mines	11.8	12.6	12.0	12.6	12.6	12.9	12.5	11.5	11.1	10.2	10.5	9.9	10.3
	061 Metal mines - Mines de métaux	8.4	9.2	9.0	9.4	9.7	9.7	9.5	8.5	8.0	7.2	7.5	7.3	7.6
	062 Non-metal mines (except coal) - Mines de minerais non métalliques (sauf le charbon)	3.4	3.4	3.0	3.2	3.0	3.2	3.0	3.1	3.1	3.0	3.0
	091-092 Services incidental to mineral extraction - Industrie des services miniers	3.3	3.9	3.9	3.3	3.2	2.5	2.6	2.4	1.5	1.2	1.4	1.4	1.0
	092 Services incidental to mining - Services relatifs à l'extraction minière	3.2	3.7	3.7	3.2	3.0	2.4	2.5	2.3	1.4	1.1	1.4
	101-399 Manufacturing - Industries manufacturières	460.0	474.5	497.6	519.6	533.6	540.0	511.0	481.6	449.7	453.3	447.0	467.2	482.3
	Non-durable goods - Biens non durables	258.2	265.4	278.8	287.8	287.4	288.9	280.4	264.3	236.1	247.0	239.5	240.9	249.1
	Durable goods - Biens durables	201.7	209.1	218.8	231.8	246.1	251.2	230.6	217.3	213.6	206.3	207.5	226.3	233.2
	101-109 Food - Aliments	37.3	38.7	38.5	40.8	42.7	41.5	43.0	40.1	41.0	40.5	39.2	38.8	43.1
	107 Bakery products - Produits de boulangerie-pâtisserie	8.5	9.5	9.7	10.2	10.6	10.1	10.4	9.8	9.1	9.6	8.8	8.0	8.4
	109 Other food products - Autres produits alimentaires	5.7	5.8	5.0	4.9	5.3	4.7	4.6	4.4	5.9	6.5	7.0	5.9	7.7
	243-249 Clothing - Habillement	50.0	59.1	64.3	61.4	61.7	59.3	59.2	52.7	40.7	49.2	48.3	48.3	50.6
	243 Men's & boys' clothing - Vêtements pour hommes et garçons	11.9	15.1	16.9	15.1	14.7	14.5	16.4	14.8	13.9	13.8	15.0	16.7	16.5
	244 Women's clothing - Vêtements pour dames	15.3	18.8	20.3	20.3	21.1	18.7	16.4	13.6	9.9	15.5	14.3	13.9	16.8
	245-249 Clothing n.e.c. - Habillement n.c.a.	22.8	25.3	27.1	26.0	25.8	26.2	26.4	24.2	16.9	19.8	19.0	17.7	17.3
	251-259 Wood - Bois	26.0	26.9	28.9	31.8	32.3	32.8	26.7	24.3	23.4	23.9	28.8	31.9	34.1
	251 Sawmill, planing mill & shingle mill products - Scieries, ateliers de rabotage et usines de bardeaux	9.3	8.8	9.6	9.5	11.0	9.4	8.9	9.5	11.5	10.4	12.3	16.2	17.1
	254 Sash, doors & other millwork - Portes, châssis et autres bois travaillés	11.0	12.0	13.4	16.4	15.0	17.2	12.0	8.5	6.4	8.6	9.6	9.8	10.9
	271-279 Paper & allied products - Papier et produits connexes	43.5	44.5	45.2	46.6	47.0	46.3	44.3	42.3	38.6	34.7	33.1	33.0	32.6
	271 Pulp & paper - Pâtes et papiers	32.9	32.9	33.1	34.0	33.7	32.6	30.6	28.7	25.1	23.1	22.3	22.7	22.3
	279 Other converted paper products - Autres produits en papier transformé	6.3	7.0	7.5	7.6	8.1	8.3	8.5	8.8	8.6	6.4	5.8	4.9	..
	281-284 Printing, publishing & allied ind.- Imprimerie, édition et industries connexes	41.1	40.2	45.2	50.1	45.8	49.8	43.2	38.9	35.6	38.3	36.2	37.8	37.0
	281 Commercial printing - Impression commerciale	26.8	24.8	27.7	28.6	24.1	24.2	19.7	18.6	17.3	21.0	18.3	19.5	19.0
	291-299 Primary metals - Première transformation des métaux	22.5	22.5	21.9	22.8	22.6	23.1	21.9	20.4	20.2	21.2	21.0	21.2	23.4
	295 Non-ferrous metal smelting & refining - Fonte et affinage des métaux non-ferreux	11.9	12.0	11.0	11.4	11.1	11.4	11.4	9.0	8.6	9.8	9.9	10.3	11.6
	301-309 Fabricated metal products - Fabrication des produits métalliques	31.0	31.0	31.8	36.7	38.5	38.6	36.0	34.2	31.9	29.7	30.3	34.4	35.7
	308 Machine shops - Ateliers d'usinage	3.5	3.8	4.1	4.8	4.6	4.0	5.0	4.5	4.6	5.2	5.5	7.6	8.0
	321-329 Transportation equipment - Matériel de transport	30.6	31.4	31.9	36.2	39.6	42.4	42.5	37.1	39.3	37.4	38.5	39.1	37.1
	321 Aircraft & aircraft parts - Aéronefs et pièces d'aéronefs	13.6	14.1	15.0	17.1	17.7	19.1	21.5	20.4	21.0	18.1	18.1	18.4	20.0
	331-339 Electrical & electronic products - Produits électriques et électroniques	31.7	32.4	35.2	37.4	40.0	40.0	36.4	33.6	31.8	31.4	30.3	33.1	32.8
	335 Communication & other electronic equip. - Equip. de comm. et autre matériel électronique	12.8	12.2	12.5	13.4	15.2	14.7	12.2	11.2	13.7	17.9	16.4	20.7	20.0
	371-379 Chemical & chemical products - Produits chimiques	21.6	21.8	21.7	22.2	23.1	24.4	25.0	24.4	23.6	23.5	21.5	21.1	23.3

Annual Estimates of Employment, Earnings and Hours, 1984-1996, Statistics Canada
 Estimations annuelles de l'Emploi, des gains et de la durée du travail, 1984-1996, Statistique Canada

Table 1
Estimates of Employment, for All Employees, by Industry, Canada, Provinces and Territories.

Tableau 1
Estimations de l'emploi, pour l'ensemble des salariés, par industrie, Canada, provinces et territoires.

SIC 1980 CTI	Industry Industrie	EMPLOYMENT IN THOUSANDS - EMPLOI EN MILLIERS												
		1984	1985	1986	1987	1988	1989	1990	1991	1992	1993	1994	1995	1996
QUÉBEC														
374	Pharmaceuticals & medicine - Produits pharmaceutiques et médicaments	5.9	6.4	6.0	6.0	6.3	6.6	7.0	6.9	8.1	8.3	8.5	7.1	8.2
379	Other chemical products - Autres produits chimiques	4.7	4.5	4.6	4.9	4.5	4.4	4.7	4.2	4.0	4.4	4.4	4.2	4.2
391-399	Other manufacturing industries - Autres industries manufacturières	15.4	17.4	17.3	17.6	19.4	17.4	18.1	21.1	26.6	24.9	19.9	22.8	24.3
401-449	Construction - Construction	99.9	123.2	126.1	130.7	142.6	155.1	141.0	107.9	93.4	97.4	105.0	103.5	96.2
401-402	Bldg, developing & general contracting - Constructeurs, promoteurs et entrep. généraux	17.9	21.0	22.2	24.6	30.5	33.9	32.2	23.1	21.4	19.6	24.9	24.1	22.2
401	Residential building & development - Promotion et construction de bâtiments résidentiels	11.2	13.1	13.8	15.2	19.0	20.9	19.1	14.1	15.0	13.6	16.2	15.7	15.2
402	Non-residential building & development - Promotion & constr. de bâtiments non résidentiels	6.7	7.9	8.3	9.4	11.5	13.1	13.1	9.1	6.4	5.9	8.7	8.3	7.0
411-412	Industrial & heavy (engineering) construction - Constr. lourde et industrielle (génie)	15.1	14.4	13.1	14.6	15.8	15.8	14.9	14.4	13.4	13.4	14.7	15.1	12.0
412	Highway & heavy constr. - Constr. de routes et constr. lourde	11.9	11.9	10.4	11.0	11.4	12.2	11.5	11.2	11.7	12.3	12.5	12.3	10.5
421-429	Trade contracting - Entrepreneurs spécialisés	62.8	83.6	86.5	86.6	90.9	100.0	89.1	65.8	54.2	61.4	63.0	61.9	59.9
041-449	Goods producing industries - Branches productrices de biens	620.0	660.1	682.5	712.1	739.2	760.5	716.3	652.9	606.5	614.3	616.7	634.7	638.0
451-499	Transportation, storage, comm. & other utilities - Transp., entreposage, comm. et autres services publics	205.2	201.6	198.0	203.6	205.8	214.1	214.7	208.3	209.3	210.9	213.7	213.5	203.8
451-479	Transportation & storage - Transport et entreposage	118.9	112.1	109.6	116.2	117.7	122.2	120.9	114.1	113.3	116.7	115.0	113.6	111.2
451-459	Transportation - Transport	117.7	110.6	107.4	114.5	116.0	120.8	119.3	112.3	111.2	115.0	113.4	111.7	108.9
456	Truck transport - Camionnage	34.4	28.8	27.7	31.8	35.1	37.9	34.3	27.0	32.3	31.3	32.7	33.1	33.4
457	Public passenger transit systems - Transport en commun	23.5	21.7	21.6	25.5	24.6	27.0	27.9	29.4	26.5	29.9	26.5	24.7	26.1
458-459	Transportation n.e.c. - Transport n.c.a.	15.4	15.9	14.8	14.6	15.7	16.6	18.8	18.8	17.2	19.9	20.8	19.1	17.2
481-499	Communication & other utilities - Communications et autres services publics	86.2	89.6	88.4	87.4	88.1	91.9	93.9	94.2	95.9	94.2	98.7	99.9	92.6
481-484	Communication - Communications	59.7	61.4	61.6	59.9	58.6	60.9	62.2	61.0	61.8	59.4	64.4	65.6	61.4
481	Telecommunication broadcasting - Diffusion des télécommunications	13.2	13.3	15.7	12.9	11.8	12.6	12.4	12.5	13.7	11.5	11.7	10.4	..
482	Telecommunication carriers - Transmission des télécommunications	26.1	25.9	25.5	26.0	25.5	27.7	28.1	26.9	26.2	24.4	27.8	31.1	25.9
484	Postal & courier service - Services postaux et services de messagers	19.8	21.5	19.5	20.2	20.6	19.9	20.9	20.9	21.2	22.9	24.3	23.4	24.5
491-499	Other Utilities - Autres services publics	26.5	28.2	26.8	27.5	29.6	31.0	31.6	33.2	34.2	34.8	34.3	34.3	31.2
491	Electric power systems - Énergie électrique	20.3	21.7	20.8	21.5	22.5	23.4	25.2	26.9	27.5	28.0	27.4	26.6	24.4
501-692	Trade - Commerce	428.6	442.2	471.0	503.3	509.4	515.3	541.4	496.3	448.1	458.1	471.8	483.4	490.6
501-599	Wholesale Trade - Commerce de gros	111.1	120.3	122.6	132.4	137.4	144.0	153.5	143.7	135.8	144.1	149.1	159.9	162.6
521-524	Food, beverage, drug & tobacco - Produits alimentaires, boissons, médicaments et tabac	19.5	21.0	20.6	21.8	24.4	26.1	27.6	26.0	24.2	26.8	25.5	31.4	29.0
521	Food - Produits alimentaires	15.0	16.5	14.9	16.5	19.1	20.6	20.3	18.6	16.7	20.0	19.0	20.8	20.3
561-563	Metals, hardware, plumbing, heating & building materials - Métaux, quincaillerie, matér. de plomberie, de chauffage et de construction	19.9	21.9	25.5	25.0	26.8	26.8	26.8	24.7	22.5	21.7	26.3	26.6	26.9
563	Lumber & building materials - Bois et matériaux de construction	7.6	9.2	10.9	10.1	11.1	12.9	11.1	10.9	11.2	13.2	16.2	16.5	16.4

Annual Estimates of Employment, Earnings and Hours, 1984-1996, Statistics Canada
 Estimations annuelles de l'emploi, des gains et de la durée du travail, 1984-1996, Statistique Canada

Table 1
Estimates of Employment, for All Employees, by Industry, Canada, Provinces and Territories.

Tableau 1
Estimations de l'emploi, pour l'ensemble des salariés, par industrie, Canada, provinces et territoires.

SIC 1980 CTI	Industry Industrie	EMPLOYMENT IN THOUSANDS - EMPLOI EN MILLIERS												
		1984	1985	1986	1987	1988	1989	1990	1991	1992	1993	1994	1995	1996
QUÉBEC														
571-579	Machinery, equipment & supplies - Machines, matériel et fournitures	24.4	27.7	28.1	30.3	33.7	34.8	44.1	43.8	35.4	39.1	40.0	43.8	45.6
573	Industrial machinery, equipment & supplies - Machines, matériel et fournitures industriels	5.2	6.2	6.8	7.6	7.8	7.5	9.2	9.0	7.1	6.4	5.4	7.1	7.7
574	Electrical & electronic mach. equip. & supplies - Machines, matér., fournir. électric. & électro.	7.9	8.8	8.4	7.5	8.5	8.7	13.1	12.3	13.3	12.6	12.8	15.6	16.0
579	Other machinery, equipment & supplies - Autres machines, matériel et fournitures	8.9	10.4	10.3	11.9	13.8	14.1	17.0	16.8	11.8	15.5	15.5	14.3	15.0
591-599	Other wholesale products - Autres produits divers, commerce de gros	13.2	12.8	10.7	13.9	14.5	14.9	17.0	15.7	19.5	22.7	25.5	24.7	26.5
601-692	Retail trade - Commerce de détail	317.5	321.9	348.4	370.9	372.0	371.3	387.9	352.6	312.3	314.0	322.7	323.5	328.0
601-603	Food, beverage and drug - Aliments, boissons et médicaments	112.6	110.2	124.8	128.8	133.3	131.0	137.0	120.5	96.0	102.5	111.2	109.0	115.4
601	Food stores - Magasins d'alimentation	102.5	99.1	112.1	114.9	118.1	113.3	117.7	88.4	70.8	77.0	85.7	83.2	88.1
603	Prescription drugs & patent medicine stores - Mag. de médicaments sur ordonnance & brevetés	6.7	6.4	7.5	8.8	10.1	12.1	14.0	28.1	21.7	22.0	22.0	22.2	23.7
611-615	Shoe, apparel, fabric & yarn - Chaussures, vêtements, tissus et filés	39.1	41.0	44.1	52.2	51.9	53.4	56.1	47.4	42.2	42.3	44.1	45.3	42.6
611	Shoe stores - Magasins de chaussures	5.4	6.0	6.3	7.7	8.0	6.5	7.2	6.3	7.7	7.1	8.2	7.5	7.5
613	Women's clothing stores - Magasins de vêtements pour dames	13.4	16.1	16.2	20.0	18.6	17.3	17.7	16.6	13.2	14.4	15.8	16.7	15.4
614	Clothing stores n.e.c. - Magasins de vêtements n.c.a.	10.2	12.4	11.8	12.4	15.2	19.5	20.3	15.8	15.7	13.4	13.3	14.7	13.8
621-623	Household furniture, appliances & furnishings - Meubles, appareils et accessoires de maison	23.6	24.1	29.2	28.1	27.3	27.3	28.9	29.4	16.2	16.5	18.9	19.0	18.5
621	Household furniture stores - Magasins de meubles de maison	10.4	11.4	14.8	12.6	13.6	11.4	11.6	13.5	6.0	5.2	6.8	6.8	6.7
622	Appliance, TV, radio & stereo stores - Magasins ménagers, tv, radio & appar. stéréo	8.4	7.2	7.9	8.3	7.1	9.9	11.1	9.4	5.7	6.3	8.0	7.7	7.8
623	Household furnishings stores - Magasins d'accessoires d'ameublement	4.8	5.5	6.5	7.2	6.7	6.0	6.2	6.5	4.5	5.0	4.2	4.5	4.0
631-639	Auto vehicles, parts & access., sales & serv. Véhicules autos, pièces & access., vente & serv.	71.3	73.0	73.2	80.5	82.1	87.7	90.7	78.0	79.8	75.6	72.7	71.8	72.7
631	Automobile dealers - Concessionnaires d'automobiles	14.3	15.6	19.1	21.2	24.5	29.6	31.2	25.3	25.2	27.3	27.1	27.9	29.4
633	Gasoline service stations - Stations-service	24.0	25.0	23.9	28.7	26.8	23.6	25.7	22.9	23.3	18.8	16.6	13.4	11.8
635	Motor vehicle repair shops - Ateliers de réparation d'automobiles	16.9	14.9	12.8	11.3	13.2	17.3	16.0	14.9	17.0	16.7	17.7	18.9	18.7
641-641	General merchandise stores - Magasins de marchandises diverses	28.2	29.8	28.9	29.0	28.3	27.4	26.3	34.9	35.2	32.8	31.2	31.4	30.9
651-692	Other retail n.e.c. - Autres commerces de détail n.c.a.	42.8	43.9	48.2	52.2	49.0	44.5	49.0	42.5	43.0	44.3	44.5	47.0	47.9
701-761	Finance, insurance & real estate - Finances, assur. & affaires immobilières	154.9	158.7	162.8	166.3	189.3	194.8	181.8	189.0	172.4	163.1	155.6	151.2	152.1
701-749	Finance & insurance - Intermédiaires financiers et assurances	118.9	122.5	127.5	130.4	147.4	151.2	140.1	137.1	129.6	123.6	117.0	114.2	111.8
701-709	Deposit accepting intermediaries - Intermédiaires financiers de dépôts	67.6	70.4	74.3	75.4	78.8	76.4	80.3	82.7	73.6	74.9	73.2	70.9	70.3
701-702	Banks - Banques	33.6	34.6	36.2	36.8	38.5	37.6	39.3	38.9	37.9	36.8	37.2	36.3	36.7
705	Credit unions - Caisses d'épargne et de crédit	27.2	28.9	31.3	31.7	33.1	31.8	33.8	36.4	29.0	31.9	28.8	29.6	29.9
721-729	Investment intermediaries - Intermédiaires d'investissement	23.9	25.3	25.8	25.3	37.5	45.1	27.6	20.4	25.9	17.9	14.4	15.2	14.3
731-733	Insurance - Assurances	20.5	20.0	20.9	22.2	22.8	22.0	23.1	24.3	21.8	23.0	21.3	19.8	18.8
751-759	Real estate operators (exc'l developers) - Services immobiliers (sauf lotisseurs)	20.7	20.2	19.5	19.1	19.7	20.8	18.7	20.2	17.0	19.6	18.6	17.9	17.4

Annual Estimates of Employment, Earnings and Hours, 1984-1996, Statistics Canada
 Estimations annuelles de l'Emploi, des gains et de la durée du travail, 1984-1996, Statistique Canada

Table 1

Estimates of Employment, for All Employees, by Industry, Canada, Provinces and Territories.

Tableau 1

Estimations de l'emploi, pour l'ensemble des salariés, par industrie, Canada, provinces et territoires.

SIC 1980 CTI	Industry Industrie	EMPLOYMENT IN THOUSANDS - EMPLOI EN MILLIERS												
		1984	1985	1986	1987	1988	1989	1990	1991	1992	1993	1994	1995	1996
QUÉBEC														
761-761	Insurance & real estate agent - Agences d'assur. et agences immobilières	15.3	16.0	15.8	16.8	22.2	22.8	23.0	31.8	25.8	19.9	20.0	19.2	22.8
771-779	Comm., business & pers. services - Services socio-culturels, comm. et pers.	807.8	869.1	892.7	919.9	956.5	1,016.5	1,021.9	997.9	992.3	978.3	971.8	996.7	1,004.1
771-779	Business services - Services aux entreprises	111.3	121.9	125.0	141.9	146.2	160.3	172.2	152.5	140.4	138.8	137.9	144.4	152.8
775	Arch., eng. & other scientific & tech. serv. - Arch., ingénieurs et autres serv. scient. et tech.	17.7	17.6	18.5	24.0	25.8	28.6	26.4	29.2	25.0	19.0	20.6	22.9	27.7
779	Other business services - Autres services aux entreprises	39.5	42.7	37.3	40.2	40.2	35.1	40.9	37.2	32.3	34.3	34.6	37.2	33.8
851-859	Educational & related services - Services d'enseignement et services annexes	197.0	201.1	202.6	205.5	210.2	212.7	217.2	220.7	227.1	228.9	235.9	229.9	225.9
851	Elementary & secondary education - Enseignement élémentaire et secondaire	123.6	123.8	124.4	124.0	126.8	128.7	130.6	134.4	138.7	138.2	143.4	138.4	139.4
852	Post-second. non-university education - Enseignement postsecondaire non univers.	27.9	30.5	30.8	30.8	31.8	32.6	32.8	33.3	35.0	35.1	33.4	32.5	31.3
853	University education - Enseignement universitaire	40.5	42.4	42.5	44.6	45.5	45.1	45.2	45.9	47.6	47.4	51.0	50.4	46.1
861-869	Health & social services - Services de soins de santé et services sociaux	257.4	266.6	280.8	278.1	299.2	299.3	305.1	301.8	304.8	305.0	300.5	309.4	310.2
861	Hospitals - Hôpitaux	158.8	162.6	167.1	167.5	169.7	170.8	173.3	175.5	174.2	173.9	173.2	169.2	165.7
862	Other institutional health & social services - Autres établ. de soins de santé & serv. sociaux	45.6	45.3	52.7	49.7	54.5	52.7	53.9	47.4	52.5	54.7	46.4	56.4	55.2
911-922	Accommodation, food & beverage services - Hébergement et restauration	135.9	161.5	162.3	167.7	173.7	205.4	180.1	182.0	187.5	175.1	162.2	174.9	172.1
911	Hotels, motels & tourist courts - Hôtels, motels et camps pour touristes	26.5	29.5	31.0	31.9	37.2	39.2	33.2	27.4	30.2	26.4	27.9	27.7	25.4
921-922	Food & beverage services - Services de la restauration	107.7	130.3	129.4	131.6	133.7	149.6	142.8	142.0	136.0	134.4	131.5	143.4	142.9
921	Food services - Services de restauration	93.2	112.8	112.0	113.8	115.6	129.5	123.7	126.7	118.5	120.2	118.2	128.6	127.9
961-999	Miscellaneous services - Services divers	106.1	118.0	122.0	126.7	127.2	138.9	147.3	140.8	132.4	130.6	135.3	138.1	143.2
991-999	Other services - Autres services	39.8	44.4	42.2	47.4	45.1	56.4	57.8	48.1	44.1	46.0	49.4	47.7	50.2
990	Other services n.e.c. - Autres services n.c.a.	19.5	23.6	19.4	20.2	21.6	26.5	28.4	26.0	25.0	24.5	25.2	21.7	22.1
995	Services to buildings & dwellings - Serv. relatifs aux bâtiments et habitations	14.2	13.1	15.2	18.0	15.4	19.6	20.7	14.4	12.1	13.4	15.7	17.0	17.6
812-837	Public administration - Administration publique	180.0	176.5	176.9	179.1	181.3	178.7	181.1	186.1	189.2	184.5	184.3	178.6	173.6
812-817	Federal administration (exc'l the military) - Administration fédérale (sauf la défense)	52.8	52.4	52.9	52.6	52.5	52.9	53.2	54.7	53.8	53.2	52.1	48.0	47.6
822-827	Provincial administration - Administration provinciale	58.0	59.5	57.6	58.8	59.3	60.6	60.5	61.5	63.9	62.3	61.9	61.3	57.8
832-837	Local administration - Administration locale	69.1	64.6	66.4	67.7	69.6	65.2	67.4	69.9	71.5	69.1	70.2	69.4	68.2
451-484	Service producing industries - Branches productrices de services	1,750.0	1,819.9	1,874.7	1,944.8	2,012.9	2,088.4	2,109.3	2,044.4	1,977.2	1,960.2	1,962.8	1,989.2	1,993.0
000-999	Industrial aggregate - Ensemble des industries	2,370.1	2,480.0	2,557.2	2,656.8	2,752.0	2,848.9	2,825.6	2,697.3	2,583.7	2,574.5	2,596.1	2,640.0	2,647.5
ONTARIO														
041-051	Logging and forestry - Exploitation forestière et serv. forestiers	15.4	15.6	14.7	14.8	13.3	12.4	11.6	10.0	10.6	10.0	9.4	9.7	8.8

Annual Estimates of Employment, Earnings and Hours, 1984-1996, Statistics Canada
Estimations annuelles de l'Emploi, des gains et de la durée du travail, 1984-1996, Statistique Canada

Table 1
Estimates of Employment, for All Employees, by Industry, Canada, Provinces and Territories.

Tableau 1
Estimations de l'emploi, pour l'ensemble des salariés, par industrie, Canada, provinces et territoires.

SIC 1980 CTI	Industry Industrie	EMPLOYMENT IN THOUSANDS - EMPLOI EN MILLIERS												
		1984	1985	1986	1987	1988	1989	1990	1991	1992	1993	1994	1995	1996
ONTARIO														
041	Logging - Exploitation forestière	12.4	12.0	11.6	11.8	10.4	9.7	8.7	7.2	7.5	6.7	6.1	6.8	6.4
051	Forestry services - Services forestiers	3.1	3.7	3.1	3.1	2.9	2.7	2.8	2.7	3.1	3.2	3.2	2.9	2.4
061-092 Mining (incl. milling), quarrying and oil wells Mines (y compris broyage), carrières et puits de pétrole		29.3	27.9	26.7	28.2	30.4	29.7	27.6	22.5	20.6	21.6	19.6	21.0	21.1
061-063	Mining - Mines	22.2	20.6	19.6	19.3	19.4	20.0	18.9	15.1	14.6	14.6	13.5	13.9	13.9
061	Metal mines - Mines de métaux	21.0	19.3	18.1	17.8	17.9	18.6	17.6	13.9	13.3	13.1	12.3	12.5	12.8
081-082	Quarries and sand pits - Carrières et sablières	1.8	1.5	1.6	2.0	2.1	2.7	3.4	3.1	2.7	3.3	2.9	3.7	3.4
091-092	Services incidental to mineral extraction - Industrie des services miniers	4.3	4.9	4.4	6.2	8.4	5.9	4.4	3.5	2.4	3.1	2.7	3.2	3.6
092	Services incidental to mining - Services relatifs à l'extraction minière	2.2	2.8	2.6	3.9	5.4	3.7	2.4	2.2	1.6	2.4	2.3	2.6	3.2
101-399 Manufacturing - Industries manufacturières		904.6	925.3	957.7	986.0	998.5	1,024.3	934.6	821.1	770.8	768.0	800.7	815.8	829.2
Non-durable goods - Biens non durables		374.2	373.0	385.6	398.6	397.2	406.4	377.1	335.0	310.0	318.8	319.0	319.7	320.3
Durable goods - Biens durables		530.3	552.3	572.1	587.4	601.4	617.8	557.5	486.1	460.8	449.1	481.7	496.1	508.9
101-109	Food - Aliments	72.1	73.9	77.9	83.7	84.1	83.1	77.3	72.9	70.7	71.2	74.3	75.3	74.2
101	Meat and poultry products - Viande & volaille	13.5	14.2	16.5	19.0	19.7	18.8	16.7	16.0	16.5	17.3	18.8	18.6	17.8
107	Bakery products - Produits de boulangerie- pâtisserie	12.1	11.6	12.1	13.4	13.4	13.8	12.3	10.7	12.1	12.5	12.3	13.2	12.4
161-169	Plastic products - Produits en matière plastique	28.2	27.7	27.7	31.1	33.8	39.2	36.5	33.7	22.2	26.2	26.4	29.0	31.5
243-249	Clothing - Habillement	42.4	39.6	40.5	41.8	40.4	38.9	33.5	24.3	22.2	22.2	21.4	22.0	21.2
251-259	Wood - Bois	19.0	20.2	21.9	24.1	24.4	27.9	24.8	18.7	18.9	20.8	22.8	22.3	24.1
261-269	Furniture & fixtures - Meubles et articles d'ameublement	24.5	24.7	27.2	29.4	30.8	32.3	27.5	22.7	21.0	19.4	24.3	22.9	24.0
271-279	Paper & allied products - Papier et produits connexes	40.9	38.2	39.8	41.2	41.8	42.4	39.9	35.1	33.1	32.2	31.6	31.2	32.4
271	Pulp & paper - Pâtes et papiers	21.0	20.8	20.7	20.3	20.6	20.4	19.3	17.5	15.8	14.4	13.7	13.6	12.5
273	Paper boxes & bags - Boîtes en carton et sacs en papier	8.7	8.1	8.3	9.1	9.7	9.5	8.9	7.7	7.9	9.0	10.4	10.1	10.9
281-284	Printing, publishing & allied ind.- Imprimerie, édition et industries connexes	58.5	60.1	65.7	71.1	70.3	76.7	71.0	64.2	62.9	69.2	65.5	68.5	64.3
281	Commercial printing - Impression commerciale	23.5	25.3	28.7	32.4	29.7	35.4	31.6	26.3	26.8	29.3	30.0	31.8	29.5
283	Publishing - Édition	7.1	6.8	9.3	11.1	12.9	14.7	13.8	14.2	13.4	14.6	13.9	14.3	14.6
284	Combined publishing & printing - Impression et édition combinées	17.8	17.6	17.7	17.9	18.0	17.7	17.9	17.0	16.1	17.4	14.4	15.3	13.0
291-299	Primary metals - Première transformation des métaux	69.3	67.0	64.7	64.4	65.7	64.2	54.9	50.6	46.7	45.8	46.8	49.5	45.4
291	Primary steel - Sidérurgie	40.6	38.5	36.8	36.4	37.0	36.7	30.5	29.0	27.2	25.8	25.0	27.1	26.2
301-309	Fabricated metal products - Fabrication des produits métalliques	83.3	92.1	100.9	100.1	100.7	103.1	93.7	81.9	78.9	74.7	80.2	79.3	83.6
304	Stamped, pressed & coated metal products Embout., matriçage et revêtement des métaux	29.8	30.8	33.4	30.6	33.2	31.7	26.6	24.8	18.3	18.3	19.0	17.9	18.2
306	Hardware, tools & cutlery - Articles de quincaillerie, d'outillage et coutellerie	11.5	14.6	16.3	17.8	17.1	15.9	15.0	14.4	16.9	15.0	21.9	17.0	18.5
311-319	Machinery (ex. elect. mach.) - Machinerie (sauf électrique)	41.6	46.2	48.2	47.3	48.4	51.7	43.6	34.5	33.3	33.2	39.6	43.5	46.5
319	Other machinery & equipment - Autres machineries et équipements	35.1	39.6	42.3	41.4	42.8	45.8	38.5	30.5	29.3	29.3	35.5	38.5	41.4
321-329	Transportation equipment - Matériel de transport	133.9	142.8	147.7	153.4	158.7	162.5	150.5	137.9	132.0	134.7	142.7	147.6	159.1
323	Motor vehicles - Véhicules automobiles	39.7	41.0	41.3	41.5	40.9	43.4	42.4	44.4	43.6	43.6	45.4	45.6	48.0
325	Motor vehicle parts & accessories - Pièces et accessoires pour véhicules automobiles	65.4	71.0	75.7	79.2	82.5	84.6	79.2	68.1	66.4	71.5	76.9	80.6	85.1

Annual Estimates of Employment, Earnings and Hours, 1984-1996, Statistics Canada
 Estimations annuelles de l'emploi, des gains et de la durée du travail, 1984-1996, Statistique Canada

Table 1
Estimates of Employment, for All Employees, by Industry, Canada, Provinces and Territories.

Tableau 1
Estimations de l'emploi, pour l'ensemble des salariés, par industrie, Canada, provinces et territoires.

SIC 1980 CTI	Industry Industrie	EMPLOYMENT IN THOUSANDS - EMPLOI EN MILLIERS												
		1984	1985	1986	1987	1988	1989	1990	1991	1992	1993	1994	1995	1996
ONTARIO														
331-339	Electrical & electronic products - Produits électriques et électroniques	86.9	89.2	90.9	94.5	98.0	100.2	90.0	75.5	73.1	69.6	71.2	72.0	68.5
330	Electrical & electronic products n.e.c. - Produits électriques et électroniques n.c.a.	22.4	23.4	24.3	25.0	24.8	24.4	21.9	16.2	15.8	14.3	13.0	12.8	11.3
335	Communication & other electronic equip. - Équip. de comm. et autre matériel électronique	27.7	27.4	28.5	30.3	31.7	34.4	29.1	26.5	26.2	27.1	28.6	30.8	28.6
337	Electrical industrial equipment - Matériel électrique d'usage industriel	15.5	15.6	15.6	16.0	16.9	16.7	16.6	12.4	10.1	11.3	10.0	11.2	11.5
371-379	Chemical & chemical products - Produits chimiques	49.3	51.7	52.5	52.8	53.9	57.4	56.8	52.9	49.3	47.6	46.6	45.7	45.2
371	Industrial chemicals n.e.c. - Produits chimiques d'usage industriel n.c.a.	10.1	10.0	9.7	10.5	10.1	10.6	10.2	10.3	10.7	12.3	12.2	11.3	10.8
374	Pharmaceuticals & medicine - Produits pharmaceutiques et médicaments	10.4	10.6	10.5	10.4	11.1	12.2	12.7	12.7	11.3	10.8	9.6	11.7	10.6
379	Other chemical products - Autres produits chimiques	12.0	12.7	13.0	12.0	12.1	13.8	14.0	11.8	10.9	8.0	8.2	6.6	7.5
391-399	Other manufacturing industries - Autres industries manufacturières	47.7	45.6	45.7	47.8	47.7	48.6	46.3	43.7	35.4	31.5	34.7	38.4	37.9
401-449	Construction - Construction	173.1	195.2	216.1	227.7	232.1	253.1	245.0	202.0	173.3	150.8	151.0	152.9	157.6
401-402	Bldg. developing & general contracting - Constructeurs, promoteurs et entrep. généraux	42.5	47.2	53.5	54.1	59.2	69.2	55.0	40.9	38.6	33.3	32.4	31.2	31.0
401	Residential building & development - Promotion et construction de bâtiments résidentiels	30.4	33.7	37.9	37.2	40.9	47.9	38.6	28.3	25.8	23.6	22.9	22.3	22.1
402	Non-residential building & development - Promotion & constr. de bâtiments non résidentiels	12.1	13.5	15.6	16.9	18.3	21.3	16.4	12.6	12.8	9.7	9.5	8.9	9.0
411-412	Industrial & heavy (engineering) construction - Constr. lourde et industrielle (génie)	21.0	21.0	21.8	25.7	25.8	31.1	31.3	27.0	22.6	20.8	18.4	17.1	17.9
412	Highway & heavy constr. - Constr. de routes et constr. lourde	18.8	18.9	19.7	23.4	23.4	28.4	28.2	25.3	20.8	18.6	15.5	14.8	16.1
421-429	Trade contracting - Entrepreneurs spécialisés	100.2	116.5	129.5	135.6	135.5	140.8	146.0	125.5	106.3	91.9	94.7	96.4	101.1
041-449	Goods producing industries - Branches productrices de biens	1,169.1	1,211.7	1,263.8	1,306.6	1,326.6	1,373.2	1,276.3	1,113.6	1,032.3	1,004.6	1,034.2	1,049.4	1,067.6
451-499	Transportation, storage, comm. & other utilities - Transp., entreposage, comm. et autres services publics	287.9	293.0	301.9	302.7	315.7	327.5	340.5	316.5	315.4	304.1	303.7	296.4	302.1
451-479	Transportation & storage - Transport et entreposage	148.8	151.8	157.3	153.8	161.5	165.6	175.8	155.4	156.8	150.5	151.6	144.0	149.9
451-459	Transportation - Transport	143.8	146.3	153.2	149.4	155.8	157.9	171.1	151.0	151.9	145.2	145.5	138.2	143.3
456	Truck transport - Camionnage	54.7	55.6	55.6	52.5	54.3	53.4	53.0	45.3	43.1	41.4	40.2	41.5	45.6
457	Public passenger transit systems - Transport en commun	26.9	27.6	31.1	29.9	32.6	33.1	43.5	39.1	42.3	40.9	36.5	34.5	34.1
458-459	Transportation n.e.c. - Transport n.c.a.	22.2	22.6	24.2	24.6	25.4	26.5	29.8	27.5	28.5	25.5	25.9	25.1	24.8
481-499	Communication & other utilities - Communications et autres services publics	139.1	141.2	144.6	148.9	154.2	161.9	164.7	161.1	158.6	153.6	152.1	152.4	152.2
481-484	Communication - Communications	92.4	93.6	96.0	99.0	102.0	108.1	107.2	103.0	101.6	99.4	98.7	102.3	101.2
481	Telecommunication broadcasting - Diffusion des télécommunications	12.3	12.4	12.1	12.1	12.2	15.1	13.9	12.4	12.9	17.1	15.6	15.1	15.5
482	Telecommunication carriers - Transmission des télécommunications	37.3	36.1	36.1	38.7	38.4	43.6	44.6	44.9	44.7	37.7	38.6	40.2	36.1
484	Postal & courier service - Services postaux et services de messagers	41.3	43.7	46.5	47.0	50.1	47.9	47.3	44.4	42.9	43.8	43.9	46.3	48.9
491-499	Other Utilities - Autres services publics	46.7	47.6	48.6	49.9	52.2	53.8	57.5	58.0	57.0	54.3	53.4	50.1	51.0
491	Electric power systems - Énergie électrique	32.6	33.3	34.1	35.0	36.4	36.9	39.6	40.6	40.9	37.1	33.9	32.6	32.3

Annual Estimates of Employment, Earnings and Hours, 1984-1996, Statistics Canada
 Estimations annuelles de l'emploi, des gains et de la durée du travail, 1984-1996, Statistique Canada

Table 1
Estimates of Employment, for All Employees, by Industry, Canada, Provinces and Territories.

Tableau 1
Estimations de l'emploi, pour l'ensemble des salariés, par industrie, Canada, provinces et territoires.

SIC 1980 CTI	Industry Industrie	EMPLOYMENT IN THOUSANDS - EMPLOI EN MILLIERS												
		1984	1985	1986	1987	1988	1989	1990	1991	1992	1993	1994	1995	1996
ONTARIO														
499	Other utilities n.e.c. - Autres services publics n.c.a.	5.1	5.2	5.4	5.8	6.6	7.3	8.2	7.4	6.0	6.7	9.1	7.2	7.3
501-692 Trade - Commerce		712.5	732.4	752.5	771.2	788.9	829.6	867.9	786.8	783.5	779.7	753.8	787.8	791.8
501-599	Wholesale Trade - Commerce de gros	249.4	247.5	250.1	253.4	257.9	275.9	272.8	258.4	264.5	247.0	243.3	259.6	272.3
521-524	Food, beverage, drug & tobacco - Produits alimentaires, boissons, médicaments et tabac	29.6	34.2	35.0	35.9	34.3	37.6	34.0	35.8	39.6	33.3	34.4	34.4	40.0
521	Food - Produits alimentaires	23.2	27.2	27.6	28.4	26.5	30.0	26.4	27.4	28.2	21.6	21.2	23.1	25.5
551-552	Motor vehicles, parts & accessories - Véhicules auto., pièces et accessoires	16.6	15.8	17.8	17.4	17.4	20.1	19.4	19.8	22.2	22.7	21.8	25.4	24.1
561-563	Metals, hardware, plumbing, heating & building materials - Métaux, quincaillerie, matér. de plomberie, de chauffage et de construction	41.3	44.9	45.0	44.4	47.5	52.9	49.2	38.5	42.9	38.0	37.8	42.9	41.5
561	Metal & metal products - Métaux et produits en métal	4.3	5.0	4.9	4.9	5.6	5.1	5.4	4.9	5.2	4.9	6.8	9.0	6.8
562	Hardware, plumbing, heating & air cond. equip supplies - Quincaillerie, mat. & fournitures de plomb. chauffage & climatisation	12.4	12.8	12.3	10.3	12.2	13.6	10.4	9.0	10.9	10.1	10.2	11.3	13.0
563	Lumber & building materials - Bois et matériaux de construction	24.6	27.2	27.7	29.1	29.7	34.2	33.4	24.5	26.8	23.0	20.9	22.6	21.6
571-579	Machinery, equipment & supplies - Machines, matériel et fournitures	93.5	88.1	87.9	93.7	89.7	90.8	94.4	98.9	88.9	86.3	87.2	88.7	96.9
574	Electrical & electronic mach. equip. & supplies - Machines, matér., fournit. électric. & électro.	33.9	33.4	34.7	35.8	38.3	36.9	34.3	38.8	38.6	37.1	34.3	38.7	44.5
579	Other machinery, equipment & supplies - Autres machines, matériel et fournitures	27.0	27.2	26.9	26.6	27.4	28.4	32.5	32.0	29.1	25.5	29.3	27.7	28.7
591-599	Other wholesale products - Autres produits divers, commerce de gros	29.7	28.2	25.4	25.9	31.9	34.9	36.4	32.4	36.9	40.0	36.9	42.8	43.5
601-692	Retail trade - Commerce de détail	463.0	484.9	502.5	517.8	530.9	553.7	595.1	528.4	519.0	532.7	510.5	528.2	519.5
601-603	Food, beverage and drug - Aliments, boissons et médicaments	122.9	140.2	132.9	146.5	153.2	162.9	179.1	158.9	158.4	173.6	167.4	182.1	171.9
601	Food stores - Magasins d'alimentation	96.2	110.4	104.7	114.8	118.8	126.0	137.7	117.1	115.3	127.7	121.4	132.8	127.5
603	Prescription drugs & patent medicine stores - Mag. de médicaments sur ordonnance & brevetés	15.8	18.5	17.7	20.7	23.2	25.8	30.2	30.6	31.8	35.3	35.5	37.0	33.6
611-615	Shoe, apparel, fabric & yarn - Chaussures, vêtements, tissus et filés	40.9	41.1	46.4	46.6	50.9	52.7	55.2	48.5	46.7	44.4	46.0	47.8	51.0
613	Women's clothing stores - Magasins de vêtements pour dames	18.3	20.0	22.6	20.2	20.8	22.5	22.9	18.3	16.8	19.0	20.0	20.7	22.9
614	Clothing stores n.e.c. - Magasins de vêtements n.c.a.	12.5	10.1	12.1	12.3	12.4	13.4	14.1	13.1	14.1	11.5	11.6	12.6	15.7
621-623	Household furniture, appliances & furnishings - Meubles, appareils et accessoires de maison	30.4	31.5	32.2	32.2	32.6	33.6	31.9	29.5	30.3	34.4	29.7	27.5	27.0
621	Household furniture stores - Magasins de meubles de maison	11.4	11.4	11.3	11.8	12.4	12.0	11.2	9.6	9.5	11.6	10.3	8.6	8.1
622	Appliance, TV, radio & stereo stores - Magasins ménagers, tv, radio & appar. stéréo	6.5	7.4	9.2	8.9	8.2	10.5	9.1	7.5	12.7	15.9	12.3	12.2	11.9
623	Household furnishings stores - Magasins d'accessoires d'ameublement	12.4	12.7	11.8	11.5	12.0	11.1	11.7	12.4	8.1	6.9	7.1	6.6	7.1
631-639	Auto vehicles, parts & access., sales & serv. - Véhicules autos, pièces & access., vente & serv.	109.8	109.8	124.1	122.4	116.2	123.6	139.3	108.3	110.6	111.9	108.1	111.7	109.7
631	Automobile dealers - Concessionnaires d'automobiles	37.7	33.2	41.4	39.0	30.7	37.7	41.0	36.7	39.9	39.1	35.7	40.1	39.9
633	Gasoline service stations - Stations-service	27.8	28.3	33.7	35.4	39.7	36.7	42.3	29.4	27.9	24.6	23.1	22.0	20.8
634	Automotive parts & accessories stores - Mag. de pièces et accessoires pour automobiles	20.8	22.6	22.2	20.5	18.4	19.9	23.9	18.0	17.1	19.0	17.9	18.6	18.0
635	Motor vehicle repair shops - Ateliers de réparation d'automobiles	17.9	20.2	20.7	20.6	19.7	22.1	24.1	18.3	19.2	25.1	24.3	24.0	23.9

Annual Estimates of Employment, Earnings and Hours, 1984-1996, Statistics Canada
 Estimations annuelles de l'emploi, des gains et de la durée du travail, 1984-1996, Statistique Canada

Table 1
Estimates of Employment, for All Employees, by Industry, Canada, Provinces and Territories.

Tableau 1
Estimations de l'emploi, pour l'ensemble des salariés, par industrie, Canada, provinces et territoires.

SIC 1980 CTI	Industry Industrie	EMPLOYMENT IN THOUSANDS - EMPLOI EN MILLIERS												
		1984	1985	1986	1987	1988	1989	1990	1991	1992	1993	1994	1995	1996
ONTARIO														
641-641	General merchandise stores - Magasins de marchandises diverses	91.0	92.5	98.4	96.6	97.7	103.1	103.7	102.3	90.9	81.5	77.4	76.6	76.4
651-692	Other retail n.e.c. - Autres commerces de détail n.c.a.	68.0	69.8	68.5	73.5	80.4	77.7	86.0	80.8	82.1	86.9	81.8	82.4	83.6
701-761	Finance, insurance & real estate - Finances, assur. & affaires immobilières	266.1	275.0	298.3	315.2	330.1	327.9	336.6	314.3	309.1	299.3	291.8	289.7	299.8
701-749	Finance & insurance - Intermédiaires financiers et assurances	184.2	190.1	198.3	212.9	224.4	223.2	227.6	226.8	222.8	219.3	217.3	215.8	222.8
701-709	Deposit accepting intermediaries - Intermédiaires financiers de dépôts	93.4	96.6	100.1	103.2	109.5	117.6	127.1	130.8	126.2	119.8	118.9	117.6	114.4
701-702	Banks - Banques	68.6	70.6	72.6	75.9	80.4	84.8	92.1	95.0	94.1	93.6	92.8	92.4	90.2
711-712	Consumer & business financing intermediaries - Crédit à la consommation et aux entreprises	9.2	9.2	9.3	10.1	10.5	10.5	11.0	10.5	10.7	10.7	9.1	7.7	8.2
721-729	Investment intermediaries - Intermédiaires d'investissement	25.2	26.5	25.2	34.7	36.8	25.3	22.7	21.6	22.4	20.5	22.9	24.8	31.6
731-733	Insurance - Assurances	44.5	43.4	47.0	45.7	45.9	46.3	49.4	49.2	49.3	51.9	49.3	47.5	50.7
741-749	Other financial intermediaries - Autres intermédiaires financiers	12.1	14.5	16.7	19.2	21.7	23.5	17.4	14.6	14.1	16.4	17.0	18.3	18.0
751-759	Real estate operators (exc'l developers) - Services immobiliers (sauf lotisseurs)	38.3	39.0	45.1	41.6	43.9	44.2	42.6	38.5	36.9	36.9	34.7	34.9	36.4
761-761	Insurance & real estate agent - Agences d'assur. et agences immobilières	43.6	45.9	55.0	60.7	61.7	60.6	66.4	49.0	49.5	43.1	39.8	39.0	40.6
771-779	Comm., business & pers. services - Services socio-culturels, comm. et pers.	1,291.0	1,362.3	1,407.6	1,511.8	1,541.0	1,599.6	1,624.9	1,563.9	1,509.1	1,543.5	1,566.9	1,616.6	1,619.6
771-779	Business services - Services aux entreprises	220.3	247.2	262.6	268.1	264.8	277.2	276.7	253.0	232.3	243.7	258.6	282.2	306.0
775	Arch., eng. & other scientific & tech. serv. - Arch., ingénieurs et autres serv. scient. et tech.	30.4	32.1	33.9	37.6	35.6	39.5	47.3	45.2	34.0	39.0	40.5	44.0	45.8
779	Other business services - Autres services aux entreprises	51.1	52.5	55.9	56.9	62.8	59.6	60.4	58.7	58.0	55.5	62.1	63.9	65.7
851-859	Educational & related services - Services d'enseignement et services annexes	281.4	289.6	293.3	311.2	321.3	331.0	344.1	356.1	355.9	358.2	356.4	356.8	346.8
851	Elementary & secondary education - Enseignement élémentaire et secondaire	177.3	181.4	185.3	190.8	199.6	209.3	215.9	223.9	223.4	226.2	224.3	223.8	221.7
852	Post-second. non-university education - Enseignement postsecondaire non univers.	27.9	31.8	33.0	38.0	37.1	36.8	38.5	39.5	40.6	42.5	43.1	43.7	38.4
853	University education - Enseignement universitaire	58.6	58.9	57.4	64.1	66.1	67.2	70.5	72.9	72.1	72.3	69.4	68.3	66.8
854	Library services - Bibliothèques	9.5	9.7	10.2	10.4	10.0	9.9	10.6	11.6	11.0	10.5	10.4	10.0	8.8
855	Museums & archives - Musées et archives	3.4	3.3	3.4	3.6	3.4	3.2	4.0	4.8	3.2	3.7	4.1	4.2	4.0
859	Other educational services - Autres services d'enseignement	4.8	4.4	4.0	4.4	5.1	4.6	4.6	3.4	5.6	3.0	5.2	6.9	7.0
861-869	Health & social services - Services de soins de santé et services sociaux	331.3	341.2	344.1	375.7	386.9	400.1	414.8	419.3	411.4	419.5	426.2	446.4	426.6
861	Hospitals - Hôpitaux	153.8	156.7	155.9	164.7	172.2	174.6	176.3	179.0	176.6	176.0	173.4	167.4	161.4
862	Other institutional health & social services - Autres établ. de soins de santé & serv. sociaux	73.8	75.5	78.3	79.9	81.6	84.1	84.0	83.8	77.0	76.5	84.9	95.1	84.2
911-922	Accommodation, food & beverage services - Hébergement et restauration	253.2	265.4	289.2	323.4	324.8	342.6	332.3	288.8	274.0	286.0	275.7	277.2	283.4
911-914	Accommodation services - Services d'hébergement	60.6	65.8	61.9	69.5	73.0	78.2	70.9	59.9	53.9	53.6	50.4	48.2	53.4
921-922	Food & beverage services - Services de la restauration	192.5	199.6	227.3	253.9	251.7	264.4	261.4	228.9	220.1	232.4	225.3	229.0	230.0
921	Food services - Services de restauration	170.8	176.9	201.0	224.2	221.8	232.4	231.4	208.7	207.0	224.3	216.0	218.7	220.4
961-999	Miscellaneous services - Services divers	204.8	218.9	218.4	233.3	243.1	248.7	257.1	246.7	235.6	236.3	249.9	254.0	256.8

Annual Estimates of Employment, Earnings and Hours, 1984-1996, Statistics Canada
 Estimations annuelles de l'emploi, des gains et de la durée du travail, 1984-1996, Statistique Canada

Table 1
Estimates of Employment, for All Employees, by Industry, Canada, Provinces and Territories.

Tableau 1
Estimations de l'emploi, pour l'ensemble des salariés, par industrie, Canada, provinces et territoires.

SIC 1980 CTI	Industry Industrie	EMPLOYMENT IN THOUSANDS - EMPLOI EN MILLIERS												
		1984	1985	1986	1987	1988	1989	1990	1991	1992	1993	1994	1995	1996
ONTARIO														
961-969	Amusement & recreational services - Services de divertissements et de loisirs	64.1	59.6	61.6	66.9	74.4	73.9	87.1	73.3	73.9	73.4	74.8	77.5	79.3
991-999	Other services - Autres services	65.4	71.6	72.6	76.5	80.8	79.9	84.5	86.6	77.7	78.7	88.6	92.5	91.4
990	Other services n.e.c. - Autres services n.c.a.	29.5	33.6	33.1	30.8	27.8	27.5	36.4	39.6	29.4	31.5	40.3	38.6	37.0
995	Services to buildings & dwellings - Serv. relatifs aux bâtiments et habitations	22.5	22.7	22.9	24.9	29.9	29.9	24.4	27.3	29.5	27.1	25.4	27.4	31.4
996	Travel services - Services de voyages	8.5	10.4	9.6	13.7	15.4	15.0	13.2	9.5	10.8	10.7	13.6	15.4	12.7
812-837	Public administration - Administration publique	246.8	247.4	249.8	246.8	256.5	258.2	260.9	269.2	269.7	262.9	263.0	258.0	243.7
812-817	Federal administration (exc'l the military) - Administration fédérale (sauf la défense)	110.8	110.9	110.9	105.7	106.9	108.7	110.8	115.2	115.6	110.5	112.1	107.7	101.3
822-827	Provincial administration - Administration provinciale	57.7	58.6	59.3	61.6	65.7	63.5	61.4	62.8	62.9	63.3	62.0	61.0	54.4
832-837	Local administration - Administration locale	78.3	77.9	79.5	79.6	83.9	86.0	88.8	91.2	91.2	89.1	88.8	89.3	88.0
451-484	Service producing industries - Branches 501-999 productrices de services	2,757.5	2,862.4	2,961.5	3,097.8	3,179.8	3,289.1	3,373.3	3,192.7	3,129.9	3,135.2	3,125.7	3,198.3	3,206.1
000-999	Industrial aggregate - Ensemble des industries	3,926.5	4,074.0	4,225.2	4,404.4	4,506.5	4,662.3	4,649.6	4,306.3	4,162.2	4,139.8	4,181.0	4,270.2	4,293.4
MANITOBA														
061-092	Mining (incl. milling), quarrying and oil wells Mines (y compris broyage), carrières et puits de pétrole	4.9	4.8	4.1	4.1	4.2	4.6	4.5	4.1	4.1	3.8	3.6	3.4	2.9
101-399	Manufacturing - Industries manufacturières	57.3	58.5	59.8	61.7	62.5	62.3	60.6	51.5	50.0	49.1	48.5	53.2	55.1
	Non-durable goods - Biens non durables	29.6	31.0	32.0	32.7	33.1	32.1	30.7	26.7	25.1	24.6	23.4	25.3	24.6
	Durable goods - Biens durables	27.7	27.4	27.8	29.0	29.4	30.2	29.9	24.8	24.9	24.5	25.1	27.9	30.5
101-109	Food - Aliments	9.7	9.8	10.2	10.5	10.4	9.6	8.7	7.9	7.2	7.0	6.2	6.5	7.0
243-249	Clothing - Habillement	6.8	7.6	7.8	8.1	7.8	7.3	6.8	5.4	4.9	5.3	5.1	5.0	4.9
244	Women's clothing - Vêtements pour dames	2.2	2.5	2.8	3.2	2.9	2.7	2.5	2.1	2.3	2.8	2.6	2.9	2.7
254	Sash, doors & other millwork - Portes, châssis et autres bois travaillés	1.4	1.6	1.8	1.7	1.7	1.7	1.9	1.7	1.7	2.2	2.8	3.3	2.7
281-284	Printing, publishing & allied ind.- Imprimerie, édition et industries connexes	5.8	6.0	5.8	6.1	6.5	6.5	6.6	6.2	7.0	5.8	5.8	5.8	6.1
281	Commercial printing - Impression commerciale	1.7	1.8	1.7	2.1	2.3	2.3	2.1	2.3	3.2	2.4	2.6	3.0	3.3
321-329	Transportation equipment - Matériel de transport	5.8	6.0	6.3	6.5	6.7	7.2	7.6	7.0	6.8	6.6	6.8	6.8	7.7
321	Aircraft & aircraft parts - Aéronefs et pièces d'aéronefs	2.2	2.5	2.8	3.2	3.2	3.6	4.1	3.8	3.6	3.5	3.3	3.0	2.9
401-449	Construction - Construction	13.9	14.3	15.7	17.3	16.5	15.2	15.5	13.8	13.6	12.3	13.2	13.9	14.2
401-402	Bldg, developing & general contracting - Constructeurs, promoteurs et entrep. généraux	3.6	3.6	3.7	3.6	3.6	3.0	2.9	3.2	2.8	2.8	3.2	3.4	3.0
411-412	Industrial & heavy (engineering) construction - Constr. lourde et industrielle (génie)	1.8	1.9	2.4	2.8	2.6	2.6	2.1	1.5	1.7	1.7	2.0	1.9	1.8
421-429	Trade contracting - Entrepreneurs spécialisés	8.2	8.4	9.3	10.5	10.0	9.3	10.0	8.8	8.8	7.5	7.8	8.5	9.1
041-449	Goods producing industries - Branches 491-499 productrices de biens	82.5	83.8	85.7	89.6	89.9	88.9	87.4	76.2	74.4	71.9	71.8	77.2	79.1

Annual Estimates of Employment, Earnings and Hours, 1984-1996, Statistics Canada
 Estimations annuelles de l'Emploi, des gains et de la durée du travail, 1984-1996, Statistique Canada

Table 1

Estimates of Employment, for All Employees, by Industry, Canada, Provinces and Territories.

Tableau 1

Estimations de l'emploi, pour l'ensemble des salariés, par industrie, Canada, provinces et territoires.

SIC 1980 CTI	Industry Industrie	EMPLOYMENT IN THOUSANDS - EMPLOI EN MILLIERS												
		1984	1985	1986	1987	1988	1989	1990	1991	1992	1993	1994	1995	1996
MANITOBA														
451-499	Transportation, storage, comm. & other utilities - Transp., entreposage, comm. et autres services publics	42.0	41.3	41.0	40.6	41.4	42.7	42.4	42.4	42.1	41.7	42.7	43.1	43.5
451-479	Transportation & storage - Transport et entreposage	27.7	26.6	25.7	24.6	25.2	26.3	25.7	25.0	24.5	24.9	25.8	26.2	26.6
451-459	Transportation - Transport	25.7	24.7	24.6	23.4	24.1	25.3	24.6	24.0	22.8	23.3	24.1	24.2	23.9
481-499	Communication & other utilities - Communications et autres services publics	14.3	14.8	15.3	15.9	16.2	16.5	16.7	17.4	17.7	16.8	16.9	16.9	16.8
481-484	Communication - Communications	9.2	9.6	9.9	10.4	10.5	10.7	10.8	11.4	11.7	10.9	10.9	10.8	10.6
482	Telecommunication carriers - Transmission des télécommunications	4.9	5.0	5.2	5.3	5.3	5.6	5.8	5.9	5.8	5.3	5.0	4.8	4.6
491-499	Other Utilities - Autres services publics	5.1	5.1	5.4	5.5	5.6	5.8	5.9	6.0	5.9	5.9	6.0	6.1	6.2
491	Electric power systems - Énergie électrique	4.0	4.1	4.2	4.2	4.3	4.4	4.4	4.7	4.7	4.6	4.6	4.7	4.8
501-692	Trade - Commerce	68.2	68.8	71.2	76.1	76.6	72.5	75.7	70.1	67.8	68.8	74.1	74.5	75.6
501-599	Wholesale Trade - Commerce de gros	25.2	24.7	24.9	26.5	25.0	23.7	24.4	22.8	21.8	21.2	22.5	24.3	24.6
571-579	Machinery, equipment & supplies - Machines, matériel et fournitures	7.0	6.6	6.2	6.4	6.6	7.3	7.5	6.5	6.0	5.3	5.6	6.9	7.9
601-692	Retail trade - Commerce de détail	43.0	44.0	46.3	49.6	51.6	48.9	51.3	47.3	46.0	47.6	51.6	50.2	51.0
601-603	Food, beverage and drug - Aliments, boissons et médicaments	11.6	11.9	12.8	14.7	15.0	14.4	16.5	15.4	15.0	15.0	17.5	17.9	18.1
601	Food stores - Magasins d'alimentation	8.0	8.4	9.2	10.9	10.8	11.3	13.1	12.6	12.6	12.3	13.1	14.2	14.4
611-615	Shoe, apparel, fabric & yarn - Chaussures, vêtements, tissus et filés	3.7	3.5	3.9	4.2	4.7	4.7	4.5	4.5	4.3	4.6	4.0	4.0	4.2
631-639	Auto vehicles, parts & access., sales & serv. - Véhicules autos, pièces & access., vente & serv.	10.2	11.3	10.9	12.6	13.5	12.8	12.0	10.1	9.0	10.3	10.9	10.8	11.0
641-641	General merchandise stores - Magasins de marchandises diverses	11.6	11.7	11.9	11.1	11.4	10.6	10.0	9.7	9.0	8.9	9.8	9.0	8.5
651-692	Other retail n.e.c. - Autres commerces de détail n.c.a.	4.4	4.1	4.7	5.0	5.1	4.6	6.1	5.5	7.0	6.8	7.2	6.5	7.0
701-761	Finance, insurance & real estate - Finances, assur. & affaires immobilières	22.4	22.5	24.0	24.9	25.7	27.1	26.8	27.6	27.1	27.4	26.0	26.0	25.9
701-749	Finance & insurance - Intermédiaires financiers et assurances	17.6	18.0	18.7	19.1	19.8	21.3	21.2	21.0	21.5	21.7	20.5	20.5	20.0
701-709	Deposit accepting intermediaries - Intermédiaires financiers de dépôts	7.2	7.9	8.2	8.3	8.4	8.7	9.5	10.0	9.6	10.3	9.7	9.8	9.1
701-702	Banks - Banques	4.9	5.4	5.6	5.6	5.7	5.9	6.3	6.6	6.7	6.7	6.7	6.7	6.2
721-729	Investment intermediaries - Intermédiaires d'investissement	2.6	2.6	2.8	2.8	2.8	3.3	3.4	2.9	3.2	3.2	3.2	3.1	3.2
731-733	Insurance - Assurances	5.5	5.4	5.5	5.8	6.1	6.1	5.8	6.2	6.8	6.5	5.6	5.5	5.5
751-759	Real estate operators (exc'l developers) - Services immobiliers (sauf lotisseurs)	2.6	2.2	2.4	2.4	2.4	2.8	3.2	3.8	3.4	2.8	3.2	3.1	3.4
761-761	Insurance & real estate agent - Agences d'assur. et agences immobilières	2.2	2.3	2.9	3.4	3.4	3.1	2.4	2.8	2.2	2.9	2.3	2.3	2.6
771-779	Comm., business & pers. services - Services socio-culturels, comm. et pers.	127.7	130.0	133.9	141.2	147.5	149.1	154.6	146.6	150.2	151.0	156.3	163.4	168.3
771-779	Business services - Services aux entreprises	10.4	10.2	10.3	11.3	11.3	14.4	14.7	14.1	14.1	14.2	16.2	17.3	18.5
851-859	Educational & related services - Services d'enseignement et services annexes	33.2	33.2	34.6	35.4	36.3	37.3	38.3	36.2	37.7	38.4	37.8	38.9	38.3
851	Elementary & secondary education - Enseignement élémentaire et secondaire	22.5	22.8	23.7	24.4	25.6	26.9	27.6	25.9	27.2	28.0	27.8	28.4	27.9

Annual Estimates of Employment, Earnings and Hours, 1984-1996, Statistics Canada
Estimations annuelles de l'emploi, des gains et de la durée du travail, 1984-1996, Statistique Canada

Table 1
Estimates of Employment, for All Employees, by Industry, Canada, Provinces and Territories.

Tableau 1
Estimations de l'emploi, pour l'ensemble des salariés, par industrie, Canada, provinces et territoires.

SIC 1980 CTI	Industry Industrie	EMPLOYMENT IN THOUSANDS - EMPLOI EN MILLIERS												
		1984	1985	1986	1987	1988	1989	1990	1991	1992	1993	1994	1995	1996
MANITOBA														
852	Post-second. non-university education - Enseignement postsecondaire non univers.	1.6	1.4	1.7	1.7	1.6	1.5	1.7	1.6	1.8	1.6	1.3	2.1	2.1
853	University education - Enseignement universitaire	7.9	7.9	7.8	7.8	7.8	7.6	7.8	7.4	7.5	7.5	7.3	7.1	7.1
861-869	Health & social services - Services de soins de santé et services sociaux	42.5	41.3	42.6	45.9	49.9	49.0	52.8	49.4	49.9	49.9	51.5	54.1	58.6
861	Hospitals - Hôpitaux	20.1	21.3	22.0	21.0	22.3	22.9	23.5	23.7	23.7	23.7	23.2	22.7	23.3
911-922	Accommodation, food & beverage services - Hébergement et restauration	24.9	27.6	27.7	28.3	29.3	26.0	26.4	26.2	26.9	27.1	28.7	30.9	30.5
921-922	Food & beverage services - Services de la restauration	17.0	17.2	17.3	18.1	19.9	18.0	18.7	19.3	19.2	19.8	21.0	23.3	22.2
921	Food services - Services de restauration	16.3	16.6	16.6	17.4	19.1	17.3	18.0	18.5	18.5	19.4	20.7	23.2	22.2
961-999	Miscellaneous services - Services divers	16.6	17.6	18.7	20.2	20.7	22.5	22.3	20.7	21.6	21.4	22.2	22.2	22.3
991-999	Other services - Autres services	5.1	5.2	5.6	5.8	5.3	6.8	7.5	7.5	7.5	8.4	8.1	8.7	8.7
990	Other services n.e.c. - Autres services n.c.a.	2.8	2.7	3.1	2.8	2.4	2.7	3.8	4.2	3.7	3.9	4.0	4.6	4.3
812-837 Public administration - Administration publique		29.5	29.9	31.1	30.2	30.3	30.0	30.3	30.6	31.0	30.6	29.8	28.8	29.3
812-817	Federal administration (exc'l the military) - Administration fédérale (sauf la défense)	11.8	11.7	11.7	11.1	11.2	11.3	11.4	12.1	12.1	12.0	11.7	10.7	10.6
822-827	Provincial administration - Administration provinciale	10.5	11.0	11.9	11.5	11.4	11.0	11.1	10.9	11.0	10.6	10.1	10.0	9.7
832-837	Local administration - Administration locale	7.3	7.1	7.4	7.5	7.7	7.7	7.8	7.7	7.9	8.0	8.0	8.0	9.1
451-484 Service producing industries - Branches productrices de services		284.7	287.3	295.8	307.4	315.8	315.8	323.8	311.3	312.4	313.6	323.0	329.6	336.4
000-999 Industrial aggregate - Ensemble des industries		367.2	371.1	381.5	397.1	405.7	404.7	411.3	387.5	386.8	385.5	396.4	408.6	417.1
SASKATCHEWAN														
041-051	Logging and forestry - Exploitation forestière et serv. forestiers	0.6	0.7	0.7	0.7	0.7	0.8	0.8	0.7	0.7	0.8	1.0	1.0	1.0
061-092	Mining (incl. milling), quarrying and oil wells - Mines (y compris broyage), carrières et puits de pétrole	9.8	10.4	9.9	9.0	8.9	8.8	8.4	7.6	7.3	7.4	7.5	8.9	9.2
062	Non-metal mines (except coal) - Mines de minerais non métalliques (sauf le charbon)	4.5	4.2	3.9	4.1	3.8	3.6	3.5	3.4	3.2	3.0	2.9	3.1	2.7
091-092	Services incidental to mineral extraction - Industrie des services miniers	3.3	3.7	3.3	2.3	2.1	2.6	2.6	2.1	1.7	2.4	2.4	2.9	2.8
101-399 Manufacturing - Industries manufacturières		22.5	22.7	22.0	23.0	23.6	25.5	25.3	20.9	21.2	20.9	23.5	24.9	23.9
Non-durable goods - Biens non durables		11.8	11.9	11.6	12.2	12.7	13.6	13.6	12.1	12.2	11.1	12.1	12.8	11.8
Durable goods - Biens durables		10.7	10.7	10.4	10.9	10.8	11.9	11.7	8.8	9.1	9.7	11.3	12.1	12.2
101-109	Food - Aliments	4.3	4.3	4.1	4.2	4.3	4.3	4.3	4.1	4.4	4.1	4.2	5.2	4.1
101	Meat and poultry products - Viande & volaille	1.6	1.6	1.6	1.6	1.8	1.9	1.8	1.8	1.9	2.0	2.1	2.3	1.9
251-259	Wood - Bois	1.9	1.7	1.8	1.9	1.6	1.7	1.2	0.9	0.9	1.1	1.6	1.7	1.8
281-284	Printing, publishing & allied ind. - Imprimerie, édition et industries connexes	3.1	3.2	3.1	3.4	3.3	4.1	4.4	3.5	3.4	3.1	3.5	3.1	3.2
284	Combined publishing & printing - Impression et édition combinées	1.4	1.5	1.3	1.4	1.5	1.7	1.9	1.5	1.6	1.6	1.7	1.8	2.0
311-319	Machinery (ex. elect. mach.) - Machinerie (sauf électrique)	2.3	2.4	2.2	2.2	2.4	2.9	2.9	2.0	2.3	2.8	3.8	3.3	3.9

Annual Estimates of Employment, Earnings and Hours, 1984-1996, Statistics Canada
 Estimations annuelles de l'Emploi, des gains et de la durée du travail, 1984-1996, Statistique Canada

Table 1
Estimates of Employment, for All Employees, by Industry, Canada, Provinces and Territories.

Tableau 1
Estimations de l'emploi, pour l'ensemble des salariés, par industrie, Canada, provinces et territoires.

SIC 1980 CTI	Industry Industrie	EMPLOYMENT IN THOUSANDS - EMPLOI EN MILLIERS												
		1984	1985	1986	1987	1988	1989	1990	1991	1992	1993	1994	1995	1996
SASKATCHEWAN														
311	Agricultural implements - Instruments aratoires	1.7	1.7	1.5	1.5	1.7	1.9	2.1	1.5	1.8	2.3	3.0	2.1	3.0
401-449 Construction - Construction		13.2	12.0	12.7	15.0	14.5	14.5	14.1	11.7	11.3	12.0	14.1	13.3	13.0
421-429	Trade contracting - Entrepreneurs spécialisés	6.5	6.4	6.9	8.5	8.1	8.3	8.2	6.9	6.8	7.6	8.4	7.9	7.4
041-449 Goods producing industries - Branches 491-499 productrices de biens		50.3	49.8	49.4	51.7	51.3	53.4	52.7	44.9	44.8	45.4	50.6	52.7	51.3
451-499 Transportation, storage, comm. & other utilities - Transp., entreposage, comm. et autres services publics		29.7	30.2	30.4	29.7	30.0	30.2	30.3	29.3	29.2	28.5	28.9	29.3	26.1
451-479	Transportation & storage - Transport et entreposage	16.8	17.1	17.2	16.7	17.0	16.6	16.7	15.7	16.1	15.4	15.5	16.0	14.2
481-499	Communication & other utilities - Communications et autres services publics	13.0	13.1	13.2	12.9	13.0	13.5	13.5	13.5	13.1	13.1	13.4	13.2	11.9
481-484	Communication - Communications	8.9	9.0	9.1	9.0	9.4	9.7	9.4	9.5	8.8	8.8	8.8	8.7	7.8
482	Telecommunication carriers - Transmission des télécommunications	4.8	4.8	5.0	4.9	5.1	5.1	5.0	4.6	4.3	4.2	4.2	4.3	3.6
491-499	Other Utilities - Autres services publics	4.1	4.1	4.1	3.9	3.6	3.8	4.1	4.0	4.2	4.3	4.6	4.6	4.1
501-692 Trade - Commerce		56.0	57.0	57.2	60.2	62.2	61.4	61.6	60.6	60.9	62.4	61.7	65.6	64.8
501-599	Wholesale Trade - Commerce de gros	17.8	17.9	18.7	18.6	18.7	18.6	17.9	16.8	17.8	19.0	18.0	21.1	21.0
601-692	Retail trade - Commerce de détail	38.3	39.1	38.5	41.6	43.5	42.8	43.7	43.8	43.1	43.4	43.7	44.5	43.8
601-603	Food, beverage and drug - Aliments, boissons et médicaments	8.5	9.3	9.2	9.5	10.2	11.6	12.7	13.1	11.2	12.1	12.8	14.7	14.7
601	Food stores - Magasins d'alimentation	6.4	7.3	7.1	7.4	8.2	9.4	10.0	10.0	8.4	9.5	9.8	11.2	11.7
611-615	Shoe, apparel, fabric & yarn - Chaussures, vêtements, tissus et filés	2.7	2.8	2.7	3.4	3.4	3.6	3.7	3.4	3.3	3.1	3.4	3.6	3.6
613	Women's clothing stores - Magasins de vêtements pour dames	0.9	1.1	1.1	1.3	1.1	1.2	1.1	1.1	1.2	1.2	1.4	1.3	1.6
631-639	Auto vehicles, parts & access., sales & serv. Véhicules autos, pièces & access., vente & serv.	9.6	10.7	10.9	12.2	13.6	11.7	11.8	11.0	12.9	12.8	11.3	10.5	11.6
641-641	General merchandise stores - Magasins de marchandises diverses	10.8	9.7	9.9	9.9	9.9	9.5	9.0	9.9	9.3	8.2	8.4	8.1	7.7
651-692	Other retail n.e.c. - Autres commerces de détail n.c.a.	4.9	5.1	4.5	4.7	4.5	4.5	4.9	4.5	4.8	5.9	5.8	5.7	5.0
701-761 Finance, insurance & real estate - Finances, assur. & affaires immobilières		21.4	21.5	21.9	22.6	22.6	21.4	22.9	20.8	20.2	20.5	19.7	21.5	22.8
701-749	Finance & insurance - Intermédiaires financiers et assurances	13.5	14.2	14.8	14.9	15.3	15.7	16.2	14.2	14.8	14.7	14.5	15.7	16.9
701-709	Deposit accepting intermediaries - Intermédiaires financiers de dépôts	8.2	8.8	9.1	9.7	10.2	10.3	10.1	9.2	9.4	8.9	8.5	9.2	9.3
701-702	Banks - Banques	4.5	4.7	4.9	5.0	5.1	5.2	5.3	5.2	5.3	5.2	4.9	5.3	5.5
731-733	Insurance - Assurances	2.6	2.7	3.0	2.9	2.8	3.1	3.1	2.8	2.9	3.5	3.9	4.1	4.4
751-759	Real estate operators (exc'l developers) - Services immobiliers (sauf lotisseurs)	5.8	5.2	5.0	4.8	4.1	3.0	3.8	3.8	2.5	3.1	2.9	3.1	3.1
761-761	Insurance & real estate agent - Agences d'assur. et agences immobilières	2.2	2.0	2.1	2.9	3.1	2.6	2.8	2.8	2.9	2.7	2.3	2.7	2.8
771-779 Comm., business & pers. services - Services 851-999 socio-culturels, comm. et pers.		107.1	111.6	115.1	120.9	125.9	128.6	132.6	129.2	130.4	128.0	127.4	128.1	132.2
771-779	Business services - Services aux entreprises	7.4	7.6	8.1	9.1	9.3	8.9	10.4	10.0	10.2	9.3	10.2	11.1	11.2

Annual Estimates of Employment, Earnings and Hours, 1984-1996, Statistics Canada
 Estimations annuelles de l'Emploi, des gains et de la durée du travail, 1984-1996, Statistique Canada

Table 1
Estimates of Employment, for All Employees, by Industry, Canada, Provinces and Territories.

Tableau 1
Estimations de l'emploi, pour l'ensemble des salariés, par industrie, Canada, provinces et territoires.

SIC 1980 CTI	Industry Industrie	EMPLOYMENT IN THOUSANDS - EMPLOI EN MILLIERS												
		1984	1985	1986	1987	1988	1989	1990	1991	1992	1993	1994	1995	1996
SASKATCHEWAN														
851-859	Educational & related services - Services d'enseignement et services annexes	28.3	28.9	29.7	30.2	30.8	32.4	32.5	33.8	34.6	35.3	33.8	32.0	33.0
851	Elementary & secondary education - Enseignement élémentaire et secondaire	17.0	17.3	17.6	18.2	18.4	20.0	19.8	20.3	20.3	21.0	21.3	20.8	21.3
854	Library services - Bibliothèques	1.2	1.3	1.3	1.3	1.4	1.4	1.5	1.3	1.3	1.2	1.2	1.2	1.2
861-869	Health & social services - Services de soins de santé et services sociaux	34.6	36.0	36.9	37.4	41.0	39.7	44.8	46.3	47.4	43.8	41.7	43.2	43.9
861	Hospitals - Hôpitaux	17.3	18.2	18.6	18.2	19.3	18.5	20.7	20.7	20.7	19.6	19.1	19.0	19.8
911-922	Accommodation, food & beverage services - Hébergement et restauration	19.6	20.8	21.9	23.2	22.2	20.5	21.8	21.8	21.5	23.4	24.9	26.3	27.7
911-914	Accommodation services - Services d'hébergement	8.6	9.3	9.5	9.8	8.8	7.8	8.3	6.7	7.1	7.8	8.4	8.4	7.7
921-922	Food & beverage services - Services de la restauration	11.0	11.5	12.4	13.4	13.4	12.7	13.5	15.1	14.3	15.5	16.5	17.8	20.0
921	Food services - Services de restauration	10.4	10.8	11.7	12.7	12.7	12.0	12.8	14.1	13.8	15.2	15.9	16.9	18.8
961-999	Miscellaneous services - Services divers	17.3	18.3	18.4	21.0	22.5	27.1	23.0	17.3	16.8	16.3	16.8	15.5	16.3
993	Photographers - Photographes	0.9	0.9	0.9	1.6	0.8	1.1	0.5	0.2	0.2	0.1	0.1	0.1	0.1
812-837	Public administration - Administration publique	28.1	27.4	27.8	26.9	26.7	26.5	26.7	26.5	26.9	26.3	25.1	24.3	24.8
812-817	Federal administration (exc'l the military) - Administration fédérale (sauf la défense)	8.0	8.1	8.5	8.2	8.2	8.1	8.2	8.4	8.1	8.2	7.8	7.6	7.5
822-827	Provincial administration - Administration provinciale	11.1	10.2	10.0	9.5	9.4	9.2	9.6	9.3	9.4	8.6	8.3	8.1	7.8
832-837	Local administration - Administration locale	9.0	9.1	9.3	9.1	9.1	9.3	8.9	8.9	9.4	9.5	9.0	8.6	9.4
451-484	Service producing industries - Branches productrices de services	238.3	243.6	248.3	256.3	263.7	264.2	269.9	262.4	263.4	261.5	258.2	264.1	266.6
000-999	Industrial aggregate - Ensemble des industries	288.6	293.3	297.6	308.0	315.0	317.6	322.6	307.3	308.2	306.8	310.0	318.2	321.2
ALBERTA														
041-051	Logging and forestry - Exploitation forestière et serv. forestiers	2.4	2.4	2.5	2.8	3.0	2.9	3.1	3.3	2.8	2.9	2.7	2.5	2.2
061-092	Mining (incl. milling), quarrying and oil wells - Mines (y compris broyage), carrières et puits de pétrole	72.5	78.1	71.4	69.9	73.0	71.8	71.4	74.2	63.9	59.1	70.0	64.0	61.7
071-071	Crude petroleum & natural gas - Pétrole brut et gaz naturel	36.3	38.1	36.6	36.7	38.6	39.7	39.9	41.4	37.3	30.7	33.0	32.9	32.1
091-092	Services incidental to mineral extraction - Industrie des services miniers	32.0	36.1	31.2	29.4	30.4	27.7	26.7	28.7	23.1	24.5	33.2	27.3	25.3
091	Services incid. to crude petroleum & nat. gas - Services relat. au pétrole brut et au gas nat.	28.8	32.6	27.4	26.0	27.3	24.4	23.7	25.9	20.1	22.3	29.5	24.2	23.2
101-399	Manufacturing - Industries manufacturières	79.3	80.9	83.5	89.8	92.5	96.5	99.6	90.1	86.4	88.0	90.5	93.0	101.3
	Non-durable goods - Biens non durables	36.1	35.7	38.4	40.4	40.7	42.8	44.0	43.5	42.5	43.2	43.0	44.8	45.2
	Durable goods - Biens durables	43.2	45.3	45.1	49.3	51.7	53.7	55.6	46.7	43.9	44.9	47.4	48.2	56.0
101-109	Food - Aliments	12.2	11.9	11.9	13.5	13.6	14.3	15.1	14.4	14.1	14.5	13.8	15.6	15.1
251-259	Wood - Bois	6.8	6.7	6.4	7.4	7.0	7.6	7.3	6.1	6.1	7.0	6.7	7.9	9.5
251	Sawmill, planing mill & shingle mill products - Scieries, ateliers de rabotage et usines de bardeaux	2.5	2.2	2.3	2.7	2.7	2.9	3.4	2.9	2.7	3.1	2.8	2.9	4.3

Annual Estimates of Employment, Earnings and Hours, 1984-1996, Statistics Canada
 Estimations annuelles de l'Emploi, des gains et de la durée du travail, 1984-1996, Statistique Canada

Table 1
Estimates of Employment, for All Employees, by Industry, Canada, Provinces and Territories.

Tableau 1
Estimations de l'emploi, pour l'ensemble des salariés, par industrie, Canada, provinces et territoires.

SIC 1980 CTI	Industry Industrie	EMPLOYMENT IN THOUSANDS - EMPLOI EN MILLIERS												
		1984	1985	1986	1987	1988	1989	1990	1991	1992	1993	1994	1995	1996
ALBERTA														
281-284	Printing, publishing & allied ind.- Imprimerie, édition et industries connexes	8.2	8.0	9.6	9.8	9.3	9.7	9.9	9.4	8.5	9.4	9.4	9.6	9.6
311-319	Machinery (ex. elect. mach.) - Machinerie (sauf électrique)	5.9	7.0	7.2	6.5	6.6	6.0	5.5	6.6	6.2	5.7	6.4	7.4	7.9
319	Other machinery & equipment - Autres machineries et équipements	4.5	5.3	5.5	5.0	5.1	4.6	4.5	6.0	5.6	5.1	5.9	6.9	7.1
371-379	Chemical & chemical products - Produits chimiques	4.7	4.7	5.0	5.1	5.2	5.6	6.4	6.8	5.9	6.3	6.0	6.3	5.9
371	Industrial chemicals n.e.c. - Produits chimiques d'usage industriel n.c.a.	1.4	1.3	1.2	1.1	1.0	1.6	1.8	2.1	2.0	3.4	3.1	3.2	3.5
401-449	Construction - Construction	53.1	57.7	55.0	52.9	57.0	62.0	67.5	60.8	60.4	59.8	59.8	63.0	62.5
401-402	Bldg, developing & general contracting - Constructeurs, promoteurs et entrep. généraux	13.5	14.0	14.9	13.0	13.1	16.0	15.9	17.4	16.3	15.3	11.2	11.2	10.9
401	Residential building & development - Promotion et construction de bâtiments résidentiels	7.6	7.9	8.1	7.1	7.2	8.7	8.5	9.2	10.8	9.4	6.2	6.5	6.3
411-412	Industrial & heavy (engineering) construction - Constr. lourde et industrielle (génie)	9.1	10.3	11.6	9.2	11.4	12.6	13.6	11.2	11.3	11.0	13.1	13.0	13.4
411	Industrial const. (other than buildings) - Constr. industrielle (autre que bâtiment)	3.5	4.0	4.7	3.4	4.4	5.0	6.2	5.9	5.8	6.5	7.8	7.6	7.0
421-429	Trade contracting - Entrepreneurs spécialisés	28.9	31.4	26.7	29.1	30.5	31.3	36.1	30.0	31.5	31.9	33.7	37.0	34.9
491-499	Goods producing industries - Branches productrices de biens	218.1	230.2	223.7	227.1	237.7	246.1	255.3	242.3	227.5	223.3	236.2	234.8	238.5
451-499	Transportation, storage, comm. & other utilities - Transp., entreposage, comm. et autres services publics	89.6	93.9	90.1	88.9	91.3	93.0	100.4	92.2	92.4	90.2	86.6	86.8	85.8
451-479	Transportation & storage - Transport et entreposage	53.5	57.8	54.1	51.7	53.3	54.4	60.6	53.5	53.7	53.6	50.1	51.1	52.3
451-459	Transportation - Transport	46.7	51.1	47.3	45.1	46.7	47.4	53.0	46.0	45.5	46.0	42.5	44.0	45.6
456	Truck transport - Camionnage	16.7	20.6	17.8	16.1	15.8	15.3	18.5	16.8	16.9	18.8	18.0	19.5	20.6
481-499	Communication & other utilities - Communications et autres services publics	36.1	36.0	36.0	37.1	38.0	38.6	39.8	38.6	38.7	36.6	36.5	35.7	33.5
481-484	Communication - Communications	25.2	25.1	24.6	25.4	25.7	25.8	26.0	24.8	24.7	23.0	23.4	23.4	22.7
482	Telecommunication carriers - Transmission des télécommunications	14.1	14.0	13.9	13.9	14.0	14.5	14.8	13.9	13.1	10.6	10.1	10.0	9.0
491-499	Other Utilities - Autres services publics	10.9	10.9	11.3	11.7	12.3	12.8	13.7	13.9	14.0	13.5	13.1	12.3	10.8
491	Electric power systems - Énergie électrique	6.3	6.2	6.4	6.7	6.9	7.2	7.5	7.7	7.6	7.4	7.0	6.3	5.3
501-692	Trade - Commerce	166.3	182.7	174.6	180.5	189.7	197.9	203.6	197.6	188.0	183.9	199.8	204.6	207.0
501-599	Wholesale Trade - Commerce de gros	48.5	53.7	49.2	53.0	56.7	58.1	60.6	63.8	58.5	57.9	63.4	65.6	67.4
571-579	Machinery, equipment & supplies - Machines, matériel et fournitures	17.3	18.4	18.7	20.1	21.9	23.3	23.6	23.9	21.0	20.4	23.6	26.0	24.6
601-692	Retail trade - Commerce de détail	117.8	129.0	125.4	127.5	133.0	139.8	143.0	133.9	129.4	126.0	136.4	139.0	139.6
601-603	Food, beverage and drug - Aliments, boissons et médicaments	27.8	31.2	30.4	32.6	33.5	35.2	35.9	33.0	35.1	37.5	46.7	47.2	48.4
601	Food stores - Magasins d'alimentation	17.8	21.8	20.4	21.7	21.9	21.7	24.8	25.1	27.4	29.4	38.3	36.6	37.4
611-615	Shoe, apparel, fabric & yarn - Chaussures, vêtements, tissus et filés	9.9	10.3	12.1	11.4	12.5	13.3	14.3	12.5	12.5	11.4	12.3	13.3	12.7
631-639	Auto vehicles, parts & access., sales & serv. - Véhicules autos, pièces & access., vente & serv.	29.9	36.8	33.0	33.2	37.8	40.9	40.4	39.9	31.3	29.1	33.4	34.3	34.4
641-641	General merchandise stores - Magasins de marchandises diverses	31.5	30.1	30.6	30.0	28.3	27.7	26.1	23.3	22.4	20.2	16.6	17.3	16.2

Annual Estimates of Employment, Earnings and Hours, 1984-1996, Statistics Canada
 Estimations annuelles de l'Emploi, des gains et de la durée du travail, 1984-1996, Statistique Canada

Table 1

Estimates of Employment, for All Employees, by Industry, Canada, Provinces and Territories.

Tableau 1

Estimations de l'emploi, pour l'ensemble des salariés, par industrie, Canada, provinces et territoires.

SIC 1980 CTI	Industry Industrie	EMPLOYMENT IN THOUSANDS - EMPLOI EN MILLIERS												
		1984	1985	1986	1987	1988	1989	1990	1991	1992	1993	1994	1995	1996
ALBERTA														
651-692	Other retail n.e.c. - Autres commerces de détail n.c.a.	14.6	16.4	14.8	15.8	16.4	17.3	21.1	19.4	23.2	21.9	21.1	20.1	21.4
701-761	Finance, insurance & real estate - Finances, assur. & affaires immobilières	51.8	53.2	51.5	51.1	53.2	56.2	57.1	55.2	54.8	53.1	55.8	58.0	57.9
701-749	Finance & insurance - Intermédiaires financiers et assurances	39.9	39.2	39.4	38.2	37.0	37.8	39.9	39.2	39.4	37.8	37.5	37.8	37.7
701-709	Deposit accepting intermediaries - Intermédiaires financiers de dépôts	20.7	20.9	20.6	21.0	21.1	22.4	22.8	22.4	22.5	22.1	22.1	22.1	21.3
701-702	Banks - Banques	17.6	17.7	17.4	17.8	17.8	18.9	19.2	18.7	18.4	18.3	18.1	18.1	17.6
721-729	Investment intermediaries - Intermédiaires d'investissement	9.0	9.3	9.2	7.7	6.4	6.6	8.7	7.8	7.1	6.4	7.2	7.9	7.7
731-733	Insurance - Assurances	5.0	4.9	4.9	4.9	4.8	5.1	5.5	6.1	6.2	5.5	5.1	4.8	4.7
751-759	Real estate operators (exc'l developers) - Services immobiliers (sauf lotisseurs)	6.7	8.1	7.3	7.1	8.6	9.2	8.7	7.0	6.5	7.8	8.6	10.4	10.6
761-761	Insurance & real estate agent - Agences d'assur. et agences immobilières	5.2	5.9	4.8	5.9	7.5	9.2	8.5	9.0	9.0	7.5	9.7	9.8	9.5
771-779	Comm., business & pers. services - Services socio-culturels, comm. et pers.	317.0	335.6	350.4	362.1	374.8	401.8	412.5	398.4	390.0	400.3	418.7	417.3	435.7
771-779	Business services - Services aux entreprises	37.8	38.5	35.1	37.1	39.0	49.2	53.4	50.9	51.0	55.4	65.5	62.1	74.0
851-859	Educational & related services - Services d'enseignement et services annexes	77.5	77.5	80.9	84.1	85.1	86.3	86.7	87.8	88.2	88.5	86.5	86.4	88.7
851	Elementary & secondary education - Enseignement élémentaire et secondaire	47.3	47.2	49.7	51.0	51.7	52.6	52.8	55.3	55.8	56.2	55.3	56.2	57.6
852	Post-second. non-university education - Enseignement postsecondaire non univers.	8.5	8.9	9.1	10.1	10.2	11.3	12.5	12.6	11.9	12.3	11.8	11.3	12.6
853	University education - Enseignement universitaire	17.7	17.6	18.4	19.2	19.3	18.3	17.4	17.0	17.1	16.8	16.0	15.2	15.0
854	Library services - Bibliothèques	2.3	2.3	2.3	2.3	2.3	2.5	2.5	1.8	1.8	2.0	2.0	2.1	1.8
861-869	Health & social services - Services de soins de santé et services sociaux	83.1	88.8	96.8	98.6	103.5	114.1	113.5	115.5	112.4	112.0	109.0	111.4	107.1
861	Hospitals - Hôpitaux	50.5	51.4	53.1	54.0	56.6	59.3	60.7	61.1	59.3	57.4	52.8	50.7	48.0
911-922	Accommodation, food & beverage services - Hébergement et restauration	65.9	69.2	76.2	76.7	84.5	87.6	90.1	77.5	73.4	78.0	88.3	93.3	97.0
911-914	Accommodation services - Services d'hébergement	25.6	26.3	28.1	28.3	31.5	33.4	35.6	31.0	27.4	25.2	26.9	26.6	27.8
911	Hotels, motels & tourist courts - Hôtels, motels et camps pour touristes	24.9	25.4	27.7	27.8	31.0	32.6	34.7	29.5	26.2	24.5	26.1	25.7	27.1
921-922	Food & beverage services - Services de la restauration	40.4	43.0	48.1	48.3	53.0	54.2	54.6	46.5	46.0	52.8	61.4	66.7	69.2
921	Food services - Services de restauration	38.5	41.0	45.9	46.1	50.6	51.6	51.9	43.6	44.5	51.2	59.4	63.8	65.8
961-999	Miscellaneous services - Services divers	52.7	61.5	61.3	65.7	62.7	64.6	68.8	66.7	64.9	66.4	69.5	64.0	68.9
991-999	Other services - Autres services	19.3	23.3	23.4	26.1	24.5	27.8	28.0	29.0	27.9	27.7	27.5	23.2	28.0
990	Other services n.e.c. - Autres services n.c.a.	12.1	14.3	14.2	17.5	14.4	17.4	17.1	16.7	14.1	12.1	12.8	11.2	13.0
812-837	Public administration - Administration publique	68.4	68.8	69.9	68.3	69.1	74.5	76.0	76.0	75.1	72.0	70.6	67.8	66.1
812-817	Federal administration (exc'l the military) - Administration fédérale (sauf la défense)	16.8	17.0	16.8	16.3	16.4	16.4	16.7	17.4	17.8	17.6	17.2	16.3	15.7
822-827	Provincial administration - Administration provinciale	30.1	30.7	31.1	29.6	30.2	35.3	35.9	35.0	32.5	30.7	30.0	28.2	25.5
832-837	Local administration - Administration locale	21.5	21.1	22.0	22.4	22.5	22.8	23.3	23.6	24.9	23.8	23.5	23.3	24.8

Annual Estimates of Employment, Earnings and Hours, 1984-1996, Statistics Canada
Estimations annuelles de l'Emploi, des gains et de la durée du travail, 1984-1996, Statistique Canada

Table 1
Estimates of Employment, for All Employees, by Industry, Canada, Provinces and Territories.

Tableau 1
Estimations de l'emploi, pour l'ensemble des salariés, par industrie, Canada, provinces et territoires.

SIC 1980 CTI	Industry Industrie	EMPLOYMENT IN THOUSANDS - EMPLOI EN MILLIERS												
		1984	1985	1986	1987	1988	1989	1990	1991	1992	1993	1994	1995	1996
ALBERTA														
451-484 Service producing industries - Branches 501-999 productrices de services		682.2	723.3	725.1	739.2	765.9	810.6	835.9	805.5	786.3	786.0	818.5	822.1	841.6
000-999 Industrial aggregate - Ensemble des industries		900.3	953.4	948.8	966.2	1,003.6	1,056.7	1,091.2	1,047.8	1,013.8	1,009.4	1,060.5	1,062.7	1,086.4
BRITISH COLUMBIA COLOMBIE-BRITANNIQUE														
041-051 Logging and forestry - Exploitation forestière et serv. forestiers		22.4	22.4	19.2	23.8	24.0	25.7	23.2	25.3	24.4	26.8	28.5	29.5	29.3
041	Logging - Exploitation forestière	19.3	19.6	16.0	19.3	18.1	18.8	16.1	18.6	17.8	18.7	20.2	20.4	20.7
061-092 Mining (incl. milling), quarrying and oil wells Mines (y compris broyage), carrières et puits de pétrole		14.5	15.3	14.8	14.9	15.6	15.0	15.0	14.4	11.0	9.3	10.7	12.0	11.8
061-063 Mining - Mines		11.7	12.3	12.3	11.7	12.2	11.8	11.4	10.6	8.4	7.0	7.4	8.5	8.0
061	Metal mines - Mines de métaux	6.7	6.3	6.5	6.6	7.0	6.4	5.7	5.3	5.0	4.0	4.0	4.8	..
101-399 Manufacturing - Industries manufacturières		150.0	150.4	152.6	168.7	180.6	181.5	183.1	160.2	155.2	157.0	163.2	158.6	160.3
Non-durable goods - Biens non durables		64.2	65.6	68.0	71.6	76.7	74.5	78.5	72.9	71.0	67.6	70.6	68.1	66.6
Durable goods - Biens durables		85.8	84.8	84.6	97.1	103.9	107.0	104.6	87.4	84.3	89.5	92.6	90.5	93.7
101-109 Food - Aliments		16.9	18.0	18.1	18.5	19.1	18.4	18.8	18.7	18.0	17.4	19.1	17.0	18.7
251-259 Wood - Bois		37.3	35.3	32.8	40.7	44.0	42.3	44.3	39.8	38.6	38.1	42.8	39.9	42.3
251 Sawmill, planing mill & shingle mill products - Scieries, ateliers de rabotage et usines de bardeaux		31.4	28.9	26.5	32.8	35.7	34.5	35.5	32.1	28.3	26.4	29.3	26.9	30.8
271-279 Paper & allied products - Papier et produits connexes		17.1	18.2	19.1	20.5	21.1	21.7	22.3	20.9	18.5	18.7	18.0	18.2	16.5
271	Pulp & paper - Pâtes et papiers	14.7	15.5	16.5	18.1	18.5	19.2	19.8	18.6	16.5	16.8	16.2	15.9	14.6
281-284 Printing, publishing & allied ind.- Imprimerie, édition et industries connexes		10.7	10.7	11.2	11.6	12.2	11.3	14.1	14.5	15.7	15.0	14.4	14.1	14.1
401-449 Construction - Construction		43.6	46.6	46.7	52.0	55.6	65.6	73.3	66.5	69.7	70.3	69.1	69.1	70.9
401-402 Bldg, developing & general contracting - Constructeurs, promoteurs et entrep. généraux		13.0	13.5	13.4	13.7	14.4	19.7	22.6	17.3	18.1	19.5	17.0	15.7	16.5
401 Residential building & development - Promotion et construction de bâtiments résidentiels		9.6	9.8	9.7	10.0	10.5	14.2	16.1	12.0	13.7	15.1	12.4	11.3	11.3
411-412 Industrial & heavy (engineering) construction - Constr. lourde et industrielle (génie)		6.7	7.7	7.9	10.0	10.7	11.7	11.7	11.0	7.6	6.3	6.6	7.8	9.0
412	Highway & heavy constr. - Constr. de routes et constr. lourde	3.7	4.8	5.0	7.3	7.7	8.5	9.0	9.7	6.2	4.7	5.2	6.1	7.7
421-429 Trade contracting - Entrepreneurs spécialisés		22.2	23.8	23.9	26.8	28.8	32.3	36.9	35.3	40.7	40.0	41.2	40.9	40.7
441-449 Services incidental to construction - Services relatifs à la construction		1.7	1.6	1.4	1.6	1.6	1.9	2.2	2.8	3.4	4.5	4.4	4.6	4.6
041-449 Goods producing industries - Branches 491-499 productrices de biens		239.6	242.9	241.2	267.6	283.7	295.8	302.9	275.7	270.1	274.6	282.7	280.0	283.3
451-499 Transportation, storage, comm. & other utilities - Transp., entreposage, comm. et autres services publics		114.3	113.0	113.2	112.2	110.1	119.3	113.8	116.4	106.5	110.3	117.8	123.5	111.8

Annual Estimates of Employment, Earnings and Hours, 1984-1996, Statistics Canada
 Estimations annuelles de l'Emploi, des gains et de la durée du travail, 1984-1996, Statistique Canada

Table 1

Estimates of Employment, for All Employees, by Industry, Canada, Provinces and Territories.

Tableau 1

Estimations de l'emploi, pour l'ensemble des salariés, par industrie, Canada, provinces et territoires.

SIC 1980 CTI	Industry Industrie	EMPLOYMENT IN THOUSANDS - EMPLOI EN MILLIERS												
		1984	1985	1986	1987	1988	1989	1990	1991	1992	1993	1994	1995	1996
BRITISH COLUMBIA COLOMBIE-BRITANNIQUE														
451-479	Transportation & storage - Transport et entreposage	76.3	75.8	76.1	75.1	72.9	81.1	74.7	74.8	66.8	69.2	75.5	78.9	70.9
451-459	Transportation - Transport	72.8	72.2	72.4	71.6	69.1	77.2	71.6	71.7	64.0	65.0	72.2	74.7	67.0
481-499	Communication & other utilities - Communications et autres services publics	38.1	37.1	37.1	37.1	37.3	38.2	39.0	41.6	39.8	41.1	42.4	44.6	40.9
481-484	Communication - Communications	28.9	29.0	29.1	28.9	29.3	30.2	30.7	32.4	30.0	30.0	31.1	33.7	29.9
482	Telecommunication carriers - Transmission des télécommunications	14.9	14.8	14.8	14.4	14.9	15.3	15.6	16.1	15.2	13.8	13.8
484	Postal & courier service - Services postaux et services de messagers	9.6	9.5	10.0	9.9	10.0	10.1	10.4	11.5	10.7	12.6	13.8	14.2	13.1
491-499	Other Utilities - Autres services publics	9.1	8.2	8.0	8.3	8.0	8.0	8.3	9.2	9.8	11.1	11.3	10.9	11.0
491	Electric power systems - Énergie électrique	9.5	6.5	6.1	6.2	5.9	5.5	5.8	5.9	5.9	6.5	6.5	6.0	6.0
501-692 Trade - Commerce		196.8	204.1	209.0	222.5	235.3	236.9	256.0	251.4	252.3	260.7	253.9	267.3	269.0
501-599	Wholesale Trade - Commerce de gros	52.0	51.8	53.3	56.7	63.0	65.0	73.2	74.0	70.8	72.0	77.0	80.2	83.6
521-524	Food, beverage, drug & tobacco - Produits alimentaires, boissons, médicaments et tabac	7.8	7.6	8.8	9.2	11.3	10.7	10.9	9.9	11.5	12.5	11.4	12.8	12.1
521	Food - Produits alimentaires	6.9	6.7	7.8	8.0	10.1	9.6	9.8	8.7	10.1	11.1	9.6	9.9	9.7
561-563	Metals, hardware, plumbing, heating & building materials - Métaux, quincaillerie, matér. de plomberie, de chauffage et de construction	9.7	9.1	9.0	11.4	11.9	11.8	15.6	14.4	13.3	15.1	17.5	18.4	16.7
563	Lumber & building materials - Bois et matériaux de construction	6.5	5.7	5.2	7.0	7.1	6.8	9.2	9.1	7.5	9.8	11.0	10.9	11.0
571-579	Machinery, equipment & supplies - Machines, matériel et fournitures	13.8	13.8	14.2	15.7	17.3	18.0	20.0	19.8	18.8	18.2	20.0	22.8	23.6
601-692	Retail trade - Commerce de détail	144.8	152.3	155.8	165.8	172.4	171.9	182.8	177.5	181.4	188.7	176.9	187.1	185.4
601-603	Food, beverage and drug - Aliments, boissons et médicaments	31.5	32.2	35.1	41.3	44.7	41.4	50.8	50.8	53.3	60.3	59.0	61.5	60.5
601	Food stores - Magasins d'alimentation	24.0	24.5	25.2	30.5	33.5	29.1	35.2	35.2	39.6	45.0	45.0	47.1	46.2
611-615	Shoe, apparel, fabric & yarn - Chaussures, vêtements, tissus et filés	14.9	16.0	15.4	19.0	19.2	18.5	18.6	15.8	14.1	14.0	14.9	14.9	17.3
613	Women's clothing stores - Magasins de vêtements pour dames	4.1	4.1	4.1	5.2	5.2	5.3	5.6	4.0	4.5	5.9	6.5	6.4	7.0
621-623	Household furniture, appliances & furnishings - Meubles, appareils et accessoires de maison	14.3	16.3	16.6	17.0	14.4	15.1	14.8	15.1	16.2	12.9	13.6	13.5	13.9
622	Appliance, TV, radio & stereo stores - Magasins ménagers, tv, radio & appar. stéréo	4.5	4.4	4.3	4.6	4.5	4.9	5.1	6.0	5.1	5.5	6.8	7.2	8.0
631-639	Auto vehicles, parts & access., sales & serv. - Véhicules autos, pièces & access., vente & serv.	35.7	37.3	37.9	38.4	42.5	42.7	44.0	43.2	46.8	47.4	39.0	40.5	40.1
641-641	General merchandise stores - Magasins de marchandises diverses	25.8	25.5	25.5	23.9	23.2	22.8	22.2	24.4	24.0	21.9	20.2	22.1	22.2
651-692	Other retail n.e.c. - Autres commerces de détail n.c.a.	22.7	25.0	25.4	26.2	28.3	31.3	32.5	28.2	27.0	32.2	30.1	34.5	31.2
701-761 Finance, insurance & real estate - Finances, assur. & affaires immobilières		56.5	57.5	58.7	63.8	65.9	72.1	77.5	81.0	82.1	90.3	87.0	87.9	85.2
701-749	Finance & insurance - Intermédiaires financiers et assurances	42.4	41.1	42.2	44.1	45.3	48.3	52.8	53.9	56.8	59.8	58.9	59.6	57.4
701-709	Deposit accepting intermediaries - Intermédiaires financiers de dépôts	25.8	25.6	26.4	26.4	27.1	28.9	31.4	31.3	31.9	34.9	32.6	32.3	31.8
701-702	Banks - Banques	18.8	18.7	19.3	19.2	19.7	20.9	22.6	22.3	22.1	22.3	22.2	21.8	21.2
721-729	Investment intermediaries - Intermédiaires d'investissement	4.0	2.7	3.0	3.4	3.6	5.0	7.3	7.5	8.6	8.5	9.6	10.3	9.5
731-733	Insurance - Assurances	6.3	6.1	5.7	5.8	6.1	6.5	7.1	9.4	9.5	10.1	10.7	10.6	10.2

Annual Estimates of Employment, Earnings and Hours, 1984-1996, Statistics Canada
Estimations annuelles de l'emploi, des gains et de la durée du travail, 1984-1996, Statistique Canada

Table 1

Estimates of Employment, for All Employees, by Industry, Canada, Provinces and Territories.

Tableau 1

Estimations de l'emploi, pour l'ensemble des salariés, par industrie, Canada, provinces et territoires.

SIC 1980 CTI	Industry Industrie	EMPLOYMENT IN THOUSANDS - EMPLOI EN MILLIERS												
		1984	1985	1986	1987	1988	1989	1990	1991	1992	1993	1994	1995	1996
BRITISH COLUMBIA COLOMBIE-BRITANNIQUE														
751-759	Real estate operators (exc'l developers) - Services immobiliers (sauf lotisseurs)	8.9	9.3	7.4	7.4	7.6	9.3	10.4	11.9	9.8	12.1	12.6	13.6	13.2
761-761	Insurance & real estate agent - Agences d'assur. et agences immobilières	5.2	7.2	9.1	12.2	13.0	14.5	14.3	15.1	15.4	18.4	15.5	14.7	14.7
771-779	Comm., business & pers. services - Services	354.3	358.5	373.7	386.8	414.9	437.2	473.6	471.6	484.8	514.0	538.6	572.1	596.8
851-999	socio-culturels, comm. et pers.													
771-779	Business services - Services aux entreprises	50.9	51.0	53.1	50.7	56.9	63.6	65.3	63.9	65.2	69.8	73.5	87.5	89.8
851-859	Educational & related services - Services d'enseignement et services annexes	75.8	74.5	77.2	81.5	87.2	94.2	99.1	100.8	102.1	110.2	111.3	119.0	127.7
851	Elementary & secondary education - Enseignement élémentaire et secondaire	44.5	43.6	44.5	46.3	49.8	53.1	56.5	57.1	59.9	67.3	67.8	71.3	77.7
852	Post-second. non-university education - Enseignement postsecondaire non univers.	13.5	12.6	13.6	14.9	15.3	16.5	16.7	17.3	15.3	15.0	15.7	17.8	16.2
853	University education - Enseignement universitaire	14.3	14.5	15.1	15.9	16.9	18.8	20.9	22.1	22.6	23.0	22.3	23.9	27.8
861-869	Health & social services - Services de soins de santé et services sociaux	98.7	101.3	108.9	112.3	118.4	121.5	124.8	131.5	134.8	132.9	143.5	149.8	153.5
861	Hospitals - Hôpitaux	51.3	51.3	52.6	55.0	58.5	59.5	64.8	65.8	68.1	65.7	66.0	68.2	66.8
911-922	Accommodation, food & beverage services - Hébergement et restauration	87.2	87.1	91.0	92.8	97.7	94.9	108.9	104.1	107.8	127.1	125.7	127.6	132.7
911-914	Accommodation services - Services d'hébergement	21.4	21.1	23.4	23.6	24.1	22.2	30.2	25.3	25.5	29.7	31.0	28.7	32.5
911	Hotels, motels & tourist courts - Hôtels, motels et camps pour touristes	20.4	20.0	22.4	22.6	22.7	21.4	29.1	24.6	24.1	26.6	29.1	26.0	29.7
921-922	Food & beverage services - Services de la restauration	65.8	65.9	67.6	69.2	73.6	72.6	78.7	78.8	82.4	97.4	94.7	98.9	100.2
921	Food services - Services de restauration	58.9	59.0	60.5	61.9	65.8	65.1	70.1	68.9	73.9	88.6	87.8	91.8	93.2
961-999	Miscellaneous services - Services divers	41.7	44.5	43.4	49.6	54.7	63.0	75.6	71.3	75.0	74.0	84.7	88.2	93.2
812-837	Public administration - Administration publique	63.9	65.5	71.4	65.9	65.8	67.8	70.1	72.8	73.2	74.4	74.2	73.3	73.3
812-817	Federal administration (exc'l the military) - Administration fédérale (sauf la défense)	27.1	27.0	27.4	26.9	26.8	26.8	27.4	28.4	28.4	28.1	28.0	27.4	26.8
822-827	Provincial administration - Administration provinciale	16.9	18.2	23.2	18.6	18.6	20.7	21.5	21.9	21.2	22.6	22.8	22.1	21.4
832-837	Local administration - Administration locale	19.9	20.3	20.8	20.4	20.3	20.4	21.2	22.5	23.6	23.6	23.4	23.8	25.1
451-484	Service producing industries - Branches	776.8	790.4	818.0	842.8	884.1	925.2	982.7	984.1	989.1	1,038.5	1,060.2	1,113.1	1,125.3
501-999	productrices de services													
000-999	Industrial aggregate - Ensemble des industries	1,016.4	1,033.3	1,059.2	1,110.4	1,167.8	1,221.1	1,285.6	1,259.7	1,259.2	1,313.1	1,352.0	1,402.6	1,417.0
YUKON														
401-449	Construction - Construction	0.4	0.3	0.6	0.4	0.5	0.8	0.6	0.6	0.6	0.6	0.7	0.7	0.9
041-449	Goods producing industries - Branches 491-499 productrices de biens	1.4	1.1	1.4	1.5	1.8	2.0	1.7	1.5	1.8	1.5	1.5	1.7	2.1
451-499	Transportation, storage, comm. & other utilities - Transp., entreposage, comm. et autres services publics	1.7	1.8	1.9	1.7	1.8	1.9	1.8	1.5	1.5	1.3	1.3	1.3	1.4

Annual Estimates of Employment, Earnings and Hours, 1984-1996, Statistics Canada
Estimations annuelles de l'emploi, des gains et de la durée du travail, 1984-1996, Statistique Canada

Table 1

Estimates of Employment, for All Employees, by Industry, Canada, Provinces and Territories.

Tableau 1

Estimations de l'emploi, pour l'ensemble des salariés, par industrie, Canada, provinces et territoires.

SIC 1980 CTI	Industry Industrie	EMPLOYMENT IN THOUSANDS - EMPLOI EN MILLIERS												
		1984	1985	1986	1987	1988	1989	1990	1991	1992	1993	1994	1995	1996
YUKON														
451-479	Transportation & storage - Transport et entreposage	1.2	1.3	1.4	1.2	1.3	1.4	1.1	0.8	0.8	0.7	0.7	0.7	0.6
481-499	Communication & other utilities - Communications et autres services publics	0.5	0.5	0.5	0.5	0.5	0.5	0.6	0.7	0.7	0.7	0.7	0.6	0.8
501-692	Trade - Commerce	1.3	1.3	1.6	1.5	1.6	1.8	1.7	1.6	1.6	1.7	1.7	1.5	1.8
771-779	Comm., business & pers. services - Services socio-culturels, comm. et pers.	2.8	2.6	2.8	2.9	3.1	3.4	3.4	3.3	3.6	3.8	4.1	4.5	4.6
851-859	Educational & related services - Services d'enseignement et services annexes	0.3	0.3	0.2	0.3	0.4	0.5	0.6	1.0	1.1	1.1	1.1	1.1	1.1
851	Elementary & secondary education - Enseignement élémentaire et secondaire	0.2	0.2	0.1	0.2	0.2	0.3	0.5	0.9	0.8	0.9	0.8	0.8	0.8
861-869	Health & social services - Services de soins de santé et services sociaux	1.3	1.1	1.2	1.1	1.2	1.4	1.0	0.5	0.6	0.7	0.8	0.9	1.0
911-922	Accommodation, food & beverage services - Hébergement et restauration	0.7	0.7	0.8	0.9	0.9	1.1	1.2	1.1	1.2	1.2	1.3	1.4	1.6
911-914	Accommodation services - Services d'hébergement	0.4	0.4	0.5	0.5	0.5	0.6	0.6	0.7	0.7	0.8	0.8	0.8	0.9
911	Hotels, motels & tourist courts - Hôtels, motels et camps pour touristes	0.4	0.4	0.5	0.4	0.5	0.6	0.6	0.7	0.7	0.7	0.7	0.7	0.8
812-837	Public administration - Administration publique	1.9	2.0	2.0	2.2	2.3	2.9	2.8	2.9	2.8	2.9	2.8	2.7	3.0
812-817	Federal administration (exc'l the military) - Administration fédérale (sauf la défense)	0.9	0.9	0.9	0.9	0.9	0.9	0.8	0.9	0.9	0.9	0.8	0.8	0.8
822-827	Provincial administration - Administration provinciale	0.7	0.8	0.8	1.0	1.1	1.6	1.6	1.6	1.6	1.6	1.5	1.5	1.6
451-484	Service producing industries - Branches productrices de services	7.8	7.8	8.5	8.4	9.1	10.3	10.0	9.6	9.8	9.9	10.2	10.3	11.2
000-999	Industrial aggregate - Ensemble des industries	9.2	9.0	9.9	9.9	10.9	12.3	11.7	11.1	11.7	11.5	11.9	12.1	13.4
NORTHWEST TERRITORIES TERRITOIRES DU NORD-OUEST														
401-449	Construction - Construction	0.5	0.6	0.6	0.7	0.8	0.7	0.8	0.9	0.9	1.1	1.3	1.4	1.3
041-449	Goods producing industries - Branches productrices de biens	3.8	4.0	3.5	3.3	3.7	3.6	3.5	3.1	3.1	3.1	3.5	3.7	3.9
451-499	Transportation, storage, comm. & other utilities - Transp., entreposage, comm. et autres services publics	2.0	2.0	2.0	1.8	1.7	2.2	2.2	2.0	2.2	2.2	2.3	2.5	2.3
451-479	Transportation & storage - Transport et entreposage	1.4	1.3	1.3	1.2	1.2	1.5	1.5	1.4	1.4	1.3	1.4	1.5	1.5
481-499	Communication & other utilities - Communications et autres services publics	0.6	0.7	0.7	0.5	0.5	0.7	0.7	0.6	0.8	0.8	0.9	1.0	0.8
501-692	Trade - Commerce	1.7	1.9	1.8	1.9	2.1	2.1	2.4	2.4	2.5	2.6	2.7	2.9	3.3
601-603	Food, beverage and drug - Aliments, boissons et médicaments	0.4	0.4	0.4	0.4	0.5	0.4	0.5	0.6	0.5	0.6	0.5	0.5	0.7

Annual Estimates of Employment, Earnings and Hours, 1984-1996, Statistics Canada
Estimations annuelles de l'emploi, des gains et de la durée du travail, 1984-1996, Statistique Canada

Table 1

Estimates of Employment, for All Employees, by Industry, Canada, Provinces and Territories.

Tableau 1

Estimations de l'emploi, pour l'ensemble des salariés, par industrie, Canada, provinces et territoires.

SIC 1980 CTI	Industry Industrie	EMPLOYMENT IN THOUSANDS - EMPLOI EN MILLIERS												
		1984	1985	1986	1987	1988	1989	1990	1991	1992	1993	1994	1995	1996
NORTHWEST TERRITORIES TERRITOIRES DU NORD-OUEST														
701-761	Finance, insurance & real estate - Finances, assur. & affaires immobilières	0.7	0.7	0.9	1.0	1.0	1.0	1.0	0.9	1.0	1.0	1.0	1.1	1.1
751-761	Real estate operators & insurance agent - Services immobiliers & agences d'assurances	0.4	0.5	0.7	0.6	0.8	0.7	0.7	0.7	0.7	0.8	0.8	0.8	0.8
751-759	Real estate operators (exc'l developers) - Services immobiliers (sauf lotisseurs)	0.4	0.5	0.7	0.6	0.7	0.7	0.7	0.6	0.6	0.7	0.7	0.7	0.7
771-779	Comm., business & pers. services - Services socio-culturels, comm. et pers.	5.1	5.3	5.8	6.0	6.6	6.9	6.6	5.9	6.1	6.8	7.3	7.9	8.5
851-859	Educational & related services - Services d'enseignement et services annexes	1.4	1.5	1.7	1.7	1.8	2.1	1.9	1.9	2.1	2.3	2.6	2.6	3.0
861-869	Health & social services - Services de soins de santé et services sociaux	1.2	1.3	1.3	1.4	1.4	1.5	1.5	1.5	1.6	1.8	2.0	2.2	2.3
861	Hospitals - Hôpitaux	1.0	1.0	1.0	1.1	0.9	0.9	1.0	1.1	1.1	1.1	1.3
911-922	Accommodation, food & beverage services - Hébergement et restauration	1.1	1.2	1.3	1.5	1.7	1.6	1.6	1.2	1.2	1.4	1.2	1.3	1.4
911-914	Accommodation services - Services d'hébergement	0.7	0.8	1.0	1.1	1.3	1.2	1.2	0.7	0.7	0.8	0.8	0.7	0.7
921-922	Food & beverage services - Services de la restauration	0.4	0.4	0.4	0.4	0.5	0.4	0.4	0.4	0.5	0.6	0.5	0.6	0.7
921	Food services - Services de restauration	0.4	0.3	0.4	0.4	0.5	0.4	0.4	0.4	0.5	0.6	0.4	0.5	0.6
812-837	Public administration - Administration publique	5.0	5.1	5.3	5.5	5.8	6.2	6.2	6.5	6.3	6.2	5.8	5.8	6.1
812-817	Federal administration (exc'l the military) - Administration fédérale (sauf la défense)	1.7	1.7	1.6	1.5	1.5	1.4	1.5	1.5	1.5	1.5	1.5	1.4	1.3
822-827	Provincial administration - Administration provinciale	2.4	2.3	2.5	2.8	3.2	3.1	3.0	3.4	3.1	2.7	2.3	2.5	2.7
832-837	Local administration - Administration locale	0.9	1.0	1.2	1.2	1.2	1.7	1.8	1.6	1.8	2.0	2.0	1.9	2.1
451-484	Service producing industries - Branches productrices de services	14.3	14.9	15.7	15.9	17.1	18.1	18.1	17.6	17.8	18.4	18.8	19.8	20.9
000-999	Industrial aggregate - Ensemble des industries	18.1	18.8	19.2	19.3	20.7	21.7	21.5	20.7	20.9	21.5	22.4	23.6	25.0

Annual Estimates of Employment, Earnings and Hours, 1984-1996, Statistics Canada
Estimations annuelles de l'Emploi, des gains et de la durée du travail, 1984-1996, Statistique Canada

Table 2

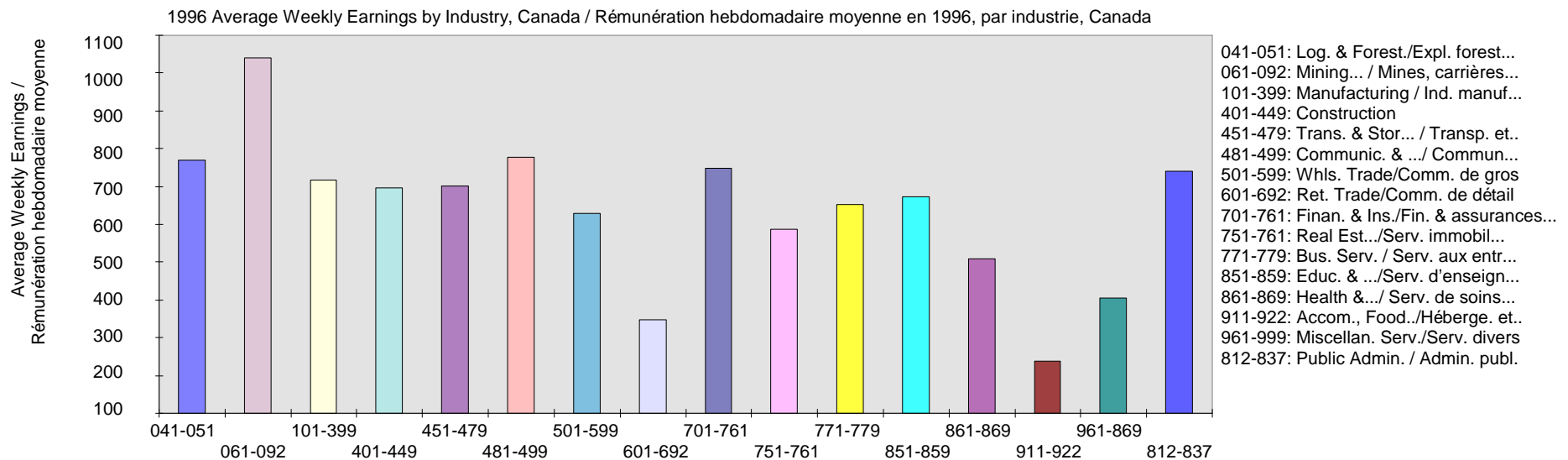
Tableau 2

Estimates of Average Weekly Earnings (including overtime), for All Employees, by Industry, Canada, Provinces and Territories.

In 1996, employees in Finance and Insurance registered the highest growth rate (+7.8%) for average weekly earnings while employees in Mining, Quarrying & Oil Wells continued to earn the highest weekly earnings in terms of levels.

Estimations de la rémunération hebdomadaire moyenne (incluant le temps supplémentaire), pour l'ensemble des salariés, par industrie, Canada, provinces et territoires.

En 1996, les salariés dans l'industrie des intermédiaires financiers et assurances ont démontré le plus haut taux de croissance (+7,8%) de la rémunération hebdomadaire moyenne. Par contre, la rémunération hebdomadaire moyenne des salariés dans les mines, carrières et puits de pétrole est demeurée la plus élevée.



Canada
Provinces and Territories / Provinces et Territoires

Page

40

48

Table 2

Estimates of Average Weekly Earnings (including overtime), for All Employees,
by Industry, Canada, Provinces and Territories.

Tableau 2

Estimations de la rémunération hebdomadaire moyenne (incl.temps suppl.), pour
l'ensemble des salariés, par industrie, Canada, provinces et territoires.

SIC 1980 CTI	Industry Industrie	DOLLARS												
		1984	1985	1986	1987	1988	1989	1990	1991	1992	1993	1994	1995	1996
CANADA														
041-051	Logging and forestry - Exploitation forestière et serv. forestiers	\$517.70	\$521.51	\$541.24	\$570.60	\$586.52	\$628.36	\$645.91	\$682.45	\$700.07	\$712.49	\$733.88	\$735.30	\$768.63
041	Logging - Exploitation forestière	538.03	546.92	569.46	591.70	617.15	657.56	674.16	696.79	728.65	734.57	766.01	767.38	792.45
051	Forestry services - Services forestiers	440.17	428.71	449.28	498.20	492.66	542.11	575.42	644.42	633.53	662.49	657.15	655.86	707.66
061-092	Mining (incl. milling), quarrying and oil wells Mines (y compris broyage), carrières et puits de pétrole	659.23	696.32	713.94	725.16	770.37	813.93	858.18	902.75	929.47	953.46	960.83	991.43	1,039.08
061-063	Mining - Mines	634.11	661.68	687.38	703.16	762.60	806.66	849.63	893.99	934.52	946.41	972.67	1,013.75	1,051.24
061	Metal mines - Mines de métaux	644.45	670.98	689.93	714.36	778.77	829.83	876.74	928.68	972.31	988.59	1,018.75	1,068.15	1,109.27
062	Non-metal mines (except coal) - Mines de minerais non métalliques (sauf le charbon)	563.43	581.59	611.88	626.85	657.14	689.50	723.67	760.42	795.46	802.00	830.51	845.53	871.52
063	Coal mines - Mines de charbon	669.56	710.09	754.63	743.63	805.82	831.03	867.60	897.50	933.84	946.45	956.98	990.84	1,015.54
071-071	Crude petroleum & natural gas - Pétrole brut et gaz naturel	775.38	834.10	847.98	873.20	919.80	986.20	1,043.34	1,110.13	1,098.68	1,148.77	1,165.58	1,202.52	1,243.35
081-082	Quarries and sand pits - Carrières et sablières	544.51	538.86	519.85	548.85	579.58	601.68	621.74	650.78	672.02	640.86	669.64	724.13	746.72
081	Stone quarries - Carrières	508.92	526.18	532.00	559.68	564.91	560.73	640.08	653.33	702.55	700.59	680.10	789.13	778.35
082	Sand and gravel pits - Sablières et gravières	560.73	544.44	514.04	543.62	586.87	620.96	612.03	649.47	654.25	617.86	664.73	697.95	733.75
091-092	Services incidental to mineral extraction - Industrie des services miniers	602.70	639.03	647.62	647.36	673.04	684.76	718.95	733.51	760.85	840.67	833.42	825.26	894.44
091	Services incid. to crude petroleum & nat. gas - Services relat. au pétrole brut et au gaz nat.	601.21	639.43	647.03	632.90	652.03	651.07	699.41	713.14	743.01	836.54	834.68	805.61	859.10
092	Services incidental to mining - Services relatifs à l'extraction minière	606.78	637.92	648.97	677.62	716.70	759.23	767.23	794.45	811.69	854.11	829.08	881.36	981.96
101-399	Manufacturing - Industries manufacturières	466.68	486.97	500.42	521.78	544.16	570.59	599.37	624.70	652.92	669.44	685.84	694.58	716.62
	Non-durable goods - Biens non durables	445.25	464.63	479.78	495.99	518.61	545.93	571.82	597.86	620.07	632.34	641.61	650.98	666.23
	Durable goods - Biens durables	486.07	506.79	518.81	544.51	565.94	591.25	623.36	649.01	681.66	702.88	723.55	730.44	757.17
101-109	Food - Aliments	403.29	414.12	435.04	450.29	468.93	487.80	512.51	533.62	542.05	560.48	568.74	575.58	592.94
101	Meat and poultry products - Viande & volaille	434.91	444.62	455.31	461.37	476.54	477.55	492.51	510.16	522.29	532.34	528.95	547.32	558.75
102	Fish products - Transformation du poisson	277.09	278.18	297.35	324.41	356.31	375.64	394.61	408.74	398.88	417.70	418.46	443.98	473.18
103	Fruit & vegetable - Fruits et légumes	360.20	375.64	395.71	415.82	433.79	450.23	481.71	524.26	525.11	536.41	562.89	566.33	587.03
104	Dairy products - Produits laitiers	480.19	494.82	519.06	541.49	554.60	570.45	588.48	604.89	612.07	666.62	655.28	653.93	674.50
105	Flour, cereal & feed - Farine, céréales et aliments pour animaux	454.59	459.36	486.19	516.16	534.50	559.57	590.39	598.15	633.81	640.35	677.08	688.01	699.32
106	Vegetable oil mills (ex. corn oil) - Huiles végétales (sauf l'huile de maïs)	573.41	598.83	615.09	607.47	617.23	636.62	676.75	707.92	738.99	774.72	751.39	671.07	684.12
107	Bakery products - Produits de boulangerie-pâtisserie	356.84	368.21	402.82	410.81	429.14	458.02	477.91	496.43	504.13	528.60	534.29	535.28	544.45
108	Sugar & sugar confectionery - Sucre et confiseries	425.22	444.66	464.97	487.58	503.29	527.65	560.36	608.21	624.97	635.87	660.18	620.23	646.45
109	Other food products - Autres produits alimentaires	439.21	458.21	477.11	498.61	515.87	540.77	580.48	590.65	605.38	595.36	610.96	597.17	633.47
111-114	Beverages - Boissons	543.29	555.33	576.62	610.28	633.96	653.48	670.64	690.01	711.56	755.62	769.65	755.81	769.81
121-122	Tobacco products - Produits du tabac	593.50	653.09	683.41	735.03	790.48	844.04	891.97	958.03	996.97	1,027.06	1,141.55	1,153.45	1,180.23
151-159	Rubber products - Produits en caoutchouc	454.02	466.31	482.32	508.86	518.82	546.03	582.25	634.84	678.67	688.45	714.85	705.57	678.99
161-169	Plastic products - Produits en matière plastique	410.05	436.94	446.13	454.46	490.04	502.66	528.69	554.61	561.74	562.31	573.53	574.28	605.68
171-171	Leather & allied products - Cuir et produits connexes	327.87	342.92	363.31	375.81	386.74	402.87	423.50	403.11	396.01	410.33	420.15	435.75	473.28
181-183	Primary textiles - Textiles de première transformation	397.59	415.55	432.98	452.60	476.76	498.69	522.56	562.08	608.83	631.48	655.56	681.59	669.62
191-199	Textile products - Produits textiles	371.06	384.76	386.93	405.57	413.23	442.63	461.84	466.10	493.30	492.06	462.14	495.66	533.60
243-249	Clothing - Habillement	289.29	311.17	318.54	313.16	319.05	342.51	361.44	374.63	378.24	375.24	382.74	397.82	423.21

Annual Estimates of Employment, Earnings and Hours, 1984-1996, Statistics Canada
Estimations annuelles de l'Emploi, des gains et de la durée du travail, 1984-1996, Statistique Canada

Table 2

Estimates of Average Weekly Earnings (including overtime), for All Employees,
by Industry, Canada, Provinces and Territories.

Tableau 2

Estimations de la rémunération hebdomadaire moyenne (incl.temps suppl.), pour
l'ensemble des salariés, par industrie, Canada, provinces et territoires.

SIC	Industry	DOLLARS												
		1984	1985	1986	1987	1988	1989	1990	1991	1992	1993	1994	1995	1996
1980														
CTI	Industrie													
CANADA														
243	Men's & boys' clothing - Vêtements pour hommes et garçonnets	\$278.49	\$277.02	\$296.05	\$304.82	\$322.97	\$344.53	\$357.42	\$382.50	\$375.57	\$376.10	\$392.60	\$392.11	\$427.65
244	Women's clothing - Vêtements pour dames	292.47	336.57	338.57	323.95	318.28	344.15	360.64	363.39	372.85	373.89	380.87	395.69	416.97
245-249	Clothing n.e.c. - Habillement n.c.a.	294.46	316.57	318.46	309.71	316.60	339.44	365.38	376.21	385.23	375.55	374.64	406.28	424.78
251-259	Wood - Bois	450.58	468.24	467.44	492.21	502.82	529.03	560.10	577.95	594.90	608.52	619.01	633.74	680.42
256-259	Wood n.e.c. - Bois n.c.a.	385.72	393.85	429.13	425.64	434.27	448.92	462.34	492.20	552.84	542.92	554.07	560.70	607.51
251	Sawmill, planing mill & shingle mill products - Scieries, ateliers de rabotage et usines de bardeaux	513.10	543.59	546.32	572.93	573.59	615.43	632.50	634.03	652.55	679.66	689.11	708.93	760.84
252	Veneer & plywood - Placages & contreplaqués	459.12	488.26	504.29	531.21	532.17	569.36	580.99	588.79	591.47	635.47	675.44	695.41	719.44
254	Sash, doors & other millwork - Portes, châssis et autres bois travaillés	351.58	364.99	352.08	383.89	399.31	430.43	463.69	495.23	503.54	510.71	516.31	520.62	550.83
261-269	Furniture & fixtures - Meubles et articles d'ameublement	375.25	378.74	392.64	411.82	415.33	453.15	466.72	475.20	502.58	513.83	536.45	534.91	562.42
261	Household furniture - Meubles de maison	355.45	361.11	367.09	370.34	367.88	405.24	414.93	418.85	434.68	454.24	462.90	459.79	492.97
264	Office furniture - Meubles de bureau	403.71	423.28	443.86	483.68	508.06	539.72	550.29	551.58	593.28	609.21	659.31	653.90	625.72
269	Other furniture & fixtures - Autres meubles et articles d'ameublement	405.72	389.21	419.41	453.16	451.12	497.53	510.57	526.27	548.47	545.81	552.16	564.52	605.92
271-279	Paper & allied products - Papier et produits connexes	572.29	602.47	628.58	652.93	682.21	716.67	744.19	793.22	826.47	845.17	869.86	898.87	914.15
271	Pulp & paper - Pâtes et papiers	623.83	650.54	682.03	709.28	742.61	784.34	813.83	858.68	909.77	934.38	958.98	995.00	1,012.76
272	Asphalt roofing - Papier-toiture asphalté	492.90	507.32	526.45	544.07	582.38	619.29	641.25	689.28	726.83	729.53	790.49	752.95	805.29
273	Paper boxes & bags - Boîtes en carton et sacs en papier	468.44	503.84	525.94	549.84	570.98	596.40	614.44	662.87	662.53	707.00	722.85	730.88	766.32
279	Other converted paper products - Autres produits en papier transformé	446.37	480.04	497.73	516.58	543.93	567.30	597.33	653.17	666.82	632.53	665.93	695.82	714.67
281-284	Printing, publishing & allied ind. - Imprimerie, édition et industries connexes	426.52	452.39	462.92	480.99	506.09	534.27	554.68	575.66	604.37	617.67	612.45	624.85	641.38
281	Commercial printing - Impression commerciale	424.84	463.65	468.91	495.77	518.72	541.44	565.98	582.30	620.42	630.81	613.08	628.76	640.28
282	Platemaking, typesetting & bindery - Clichage, composition et reliure	388.08	378.62	384.60	386.35	426.76	449.50	477.01	517.13	549.77	602.77	543.85	525.92	554.91
283	Publishing - Édition	409.57	434.67	441.04	447.99	485.40	524.52	526.39	523.18	543.12	548.77	582.29	594.38	620.68
284	Combined publishing & printing - Impression et édition combinées	456.43	481.20	503.87	528.32	541.40	570.93	591.30	629.16	645.62	653.11	669.00	690.19	706.69
291-299	Primary metals - Première transformation des métaux	589.94	616.18	630.30	665.05	692.51	726.64	758.81	786.82	831.75	864.33	876.10	896.15	926.25
291	Primary steel - Sidérurgie	608.60	638.08	660.94	699.44	720.33	746.65	768.83	802.73	843.16	882.23	908.07	912.20	926.75
292	Steel pipes & tubes - Tubes et tuyaux d'acier	541.70	561.40	577.08	636.54	660.57	678.70	715.12	759.10	741.78	793.00	823.69	817.56	858.14
294	Iron foundries - Fonderies de fer	520.70	535.96	564.45	590.97	626.55	629.75	658.26	673.96	755.76	795.74	802.57	797.18	882.97
295	Non-ferrous metal smelting & refining - Fonte et affinage des métaux non-ferreux	626.96	659.46	653.28	675.57	720.27	785.97	822.83	834.24	902.63	925.57	943.87	995.49	1,022.17
296	Aluminum rolling, casting & extruding - Laminage, moulage et ext. de l'aluminium	560.82	580.73	584.79	619.61	634.91	669.22	726.09	785.84	811.73	838.77	854.90	858.33	887.85
297	Copper & alloy rolling, casting & extruding - Laminage, moulage et extrusion du cuivre et de ses alliages	471.37	479.84	497.67	541.09	569.48	584.83	604.07	642.08	698.33	733.16	774.69	823.97	779.12
299	Other metal rolling, casting & extruding - Autre laminage, moulage et extrusion des métaux	486.97	514.40	542.41	583.40	605.66	610.50	654.60	650.01	704.54	733.83	696.96	726.51	781.91
301-309	Fabricated metal products - Fabrication des produits métalliques	455.52	467.69	482.75	518.72	534.35	563.11	590.64	613.61	636.81	634.66	649.99	667.52	701.50
301	Power boilers & heat exchangers - Chaudières à pression et échangeurs de chaleur	555.58	561.11	562.30	592.63	621.50	682.28	712.10	713.39	795.78	821.40	884.58	900.49	973.73
302	Fabricated structural metal products - Éléments de charpentes métalliques	512.42	505.42	529.26	562.01	585.74	601.91	622.48	682.47	669.13	670.98	683.76	706.04	725.22
303	Ornamental & architectural metal products - Produits métalliques d'ornement et d'architecture	451.71	464.42	463.94	489.62	501.71	540.77	534.94	563.68	558.20	567.61	560.35	564.84	625.90
304	Stamped, pressed & coated metal products Embout., matricage et revêtement des métaux	430.69	441.62	447.57	480.19	500.88	539.03	574.27	582.75	633.05	612.76	635.36	644.74	687.09

Annual Estimates of Employment, Earnings and Hours, 1984-1996, Statistics Canada
Estimations annuelles de l'Emploi, des gains et de la durée du travail, 1984-1996, Statistique Canada

Table 2

Estimates of Average Weekly Earnings (including overtime), for All Employees,
by Industry, Canada, Provinces and Territories.

Tableau 2

Estimations de la rémunération hebdomadaire moyenne (incl. temps suppl.), pour
l'ensemble des salariés, par industrie, Canada, provinces et territoires.

SIC 1980 CTI	Industry Industrie	DOLLARS												
		1984	1985	1986	1987	1988	1989	1990	1991	1992	1993	1994	1995	1996
CANADA														
305	Wire & wire products - Fil métallique et ses produits	\$458.80	\$466.97	\$493.43	\$519.80	\$539.06	\$557.58	\$567.97	\$616.96	\$662.94	\$662.34	\$669.95	\$689.23	\$694.35
306	Hardware, tools & cutlery - Articles de quincaillerie, d'outillage et coutellerie	529.57	519.14	522.86	598.75	585.20	618.69	661.06	675.48	704.59	699.45	678.46	675.53	750.24
307	Heating equipment - Matériel de chauffage	434.76	453.33	475.64	459.90	482.38	510.38	535.61	536.59	535.13	539.08	590.37	604.98	629.64
308	Machine shops - Ateliers d'usinage	411.09	446.35	480.10	513.91	542.16	567.86	611.98	608.45	589.31	582.26	609.49	631.42	665.45
309	Other metal fabricating - Autres produits en métal	418.81	445.82	478.30	497.38	515.95	516.30	557.47	586.10	616.72	646.07	649.01	746.17	738.11
311-319	Machinery (ex. elect. mach.) - Machinerie (sauf électrique)	473.32	498.77	510.08	553.79	574.35	591.90	629.14	647.02	689.32	695.84	721.22	737.18	776.53
311	Agricultural implements - Instruments aratoires	468.05	477.22	481.63	469.05	481.02	506.91	526.14	517.30	570.46	559.74	574.33	609.01	645.12
312	Commercial refrig. & air cond. equip. - Matériel commer. de réfrigération & climatisation	430.81	448.95	467.90	487.12	498.11	497.33	544.82	572.00	597.41	590.09	607.01	703.12	677.18
319	Other machinery & equipment - Autres machineries et équipements	477.58	505.34	515.82	566.59	587.68	605.43	645.40	665.36	708.72	720.99	745.28	753.22	799.90
321-329	Transportation equipment - Matériel de transport	538.18	571.83	591.05	606.83	639.88	655.44	686.27	721.11	759.15	801.90	843.34	847.98	860.27
321	Aircraft & aircraft parts - Aéronefs et pièces d'aéronefs	553.04	595.40	624.40	643.25	687.73	702.17	733.98	770.62	798.91	831.20	862.21	878.27	886.25
323	Motor vehicles - Véhicules automobiles	620.38	680.99	706.99	730.94	781.39	777.20	806.34	841.98	903.94	974.20	1,058.17	1,075.73	1,085.05
324	Truck & bus bodies & trailers - Carrosseries de camions, d'autobus et de remorques	412.35	425.28	448.41	467.76	472.57	490.50	517.04	533.76	534.05	546.57	546.10	525.98	609.44
325	Motor vehicle parts & accessories - Pièces et accessoires pour véhicules automobiles	517.19	535.45	544.43	561.60	594.53	608.73	627.63	644.50	686.82	729.42	769.53	769.57	781.40
326	Railroad rolling stock - Matériel ferroviaire roulant	530.16	554.58	593.70	599.48	636.93	682.59	705.91	746.81	753.98	806.49	842.61	856.06	857.63
327	Shipbuilding & repair - Construction et réparation de navires	556.77	580.57	612.92	606.57	631.92	651.80	687.23	714.52	740.36	770.77	810.12	808.97	808.06
328	Boatbuilding & repair - Construction et réparation d'embarcations	409.39	433.89	446.38	478.78	483.48	501.70	508.72	498.50	525.54	481.52	554.12
331-339	Electrical & electronic products - Produits électriques et électroniques	483.88	505.07	526.41	548.31	571.78	595.05	646.16	676.08	728.00	744.75	756.13	741.44	754.38
330	Electrical & electronic products n.e.c. - Produits électriques et électroniques n.c.a.	419.46	443.82	473.94	490.53	520.92	544.81	588.03	623.29	632.91	642.97	653.68	673.15	661.78
332	Major appliances (electric & non-elect.) - Gros appareils (électriques ou non)	437.70	453.74	481.59	492.98	512.17	532.98	560.91	589.30	601.99	650.87	647.18	662.94	681.57
335	Communication & other electronic equip. - Equip. de comm. et autre matériel électronique	524.20	552.22	569.77	593.56	609.92	624.84	689.54	712.70	780.04	799.99	792.93	750.62	776.77
336	Office, store & business machines - Machines pour bureaux, magasins et commerces	482.91	473.29	502.90	525.27	563.31	610.45	674.28	709.58	745.91	749.78	811.08	831.65	859.56
337	Electrical industrial equipment - Matériel électrique d'usage industriel	483.68	510.08	516.96	541.25	553.81	568.25	606.78	650.28	706.87	707.80	728.67	713.89	705.26
338	Communications & energy wire and cable - Fils et câbles électr. et de communication	535.80	557.43	590.73	622.07	650.35	681.34	724.79	718.13	801.02	779.89	828.00	827.96	749.94
351-359	Non-metallic mineral products - Produits minéraux non métalliques	498.12	515.59	541.20	561.39	585.08	611.75	630.53	660.78	695.08	698.31	702.77	719.06	748.55
350	Non-metallic mineral products n.e.c. - Produits minéraux non métalliques n.c.a.	462.58	486.51	511.51	534.48	556.18	584.04	597.85	638.10	697.28	709.39	702.89	752.07	784.27
352	Hydraulic Cement - Ciment hydraulique	582.96	593.53	609.40	638.02	684.41	739.64	758.91	836.92	885.48	916.79	958.52	992.19	983.42
354	Concrete products - Produits en béton	482.08	483.63	504.50	531.45	555.48	571.80	611.84	645.09	663.05	647.82	626.90	616.95	693.25
355	Ready-mix concrete - Béton préparé	496.43	531.65	574.86	591.57	610.21	646.50	658.99	668.57	684.54	707.60	733.83	750.91	741.02
356	Glass & glass products - Verre et articles en verre	504.46	521.74	546.61	557.32	582.66	602.62	615.99	638.61	657.44	646.73	663.28	650.25	691.87
361-369	Refined petroleum & coal products - Produits raffinés du pétrole et du charbon	787.87	806.20	805.14	860.90	907.47	957.99	991.00	916.66	877.55	1,055.05	1,090.97	1,108.76	1,094.59
361	Refined petroleum products - Produits raffinés du pétrole	792.78	810.65	810.73	872.38	919.61	969.49	1,006.59	926.63	885.61	1,077.13	1,126.62	1,150.82	1,134.23
369	Other petroleum & coal products - Autres ind. des prod. du pétrole et du charbon	635.06	667.07	654.79	663.26	704.90	750.76	679.03	708.43	726.28	762.93	732.11	748.98	800.39

Annual Estimates of Employment, Earnings and Hours, 1984-1996, Statistics Canada
Estimations annuelles de l'Emploi, des gains et de la durée du travail, 1984-1996, Statistique Canada

Table 2

Estimates of Average Weekly Earnings (including overtime), for All Employees,
by Industry, Canada, Provinces and Territories.

Tableau 2

Estimations de la rémunération hebdomadaire moyenne (incl.temps suppl.), pour
l'ensemble des salariés, par industrie, Canada, provinces et territoires.

SIC 1980 CTI	Industry Industrie	DOLLARS												
		1984	1985	1986	1987	1988	1989	1990	1991	1992	1993	1994	1995	1996
CANADA														
371-379	Chemical & chemical products - Produits chimiques	\$532.07	\$561.77	\$585.08	\$613.23	\$641.33	\$668.79	\$704.66	\$729.41	\$768.54	\$792.01	\$812.92	\$805.52	\$819.71
371	Industrial chemicals n.e.c. - Produits chimiques d'usage industriel n.c.a.	646.64	686.67	718.44	751.29	792.36	808.86	843.24	863.07	885.25	948.33	1,007.31	1,006.69	988.73
372	Agricultural chemicals - Produits chimiques d'usage agricole	548.72	586.79	629.18	646.84	658.89	703.40	753.43	789.23	828.16	759.33	798.42	724.49	757.26
373	Plastic & synthetic resin - Matières plastiques et résines synthétiques	583.95	591.34	588.82	614.01	633.65	661.51	679.72	695.11	756.85	796.95	762.94	739.36	831.14
374	Pharmaceuticals & medicine - Produits pharmaceutiques et médicaments	481.00	520.75	548.03	581.23	611.94	640.17	672.39	683.16	753.67	792.49	807.61	818.08	830.48
375	Paint & varnish - Peintures et vernis	426.79	439.93	477.50	497.11	544.05	567.76	585.01	589.31	631.00	653.66	638.86	704.97	715.82
376	Soap & cleaning compounds - Savons et composés pour nettoyage	496.90	522.93	540.24	564.35	589.62	609.56	657.01	691.68	721.91	729.35	788.51	784.83	825.78
377	Toilet preparations - Produits de toilette	427.31	444.98	474.70	488.96	502.51	513.02	549.16	598.98	610.39	603.76	645.37	587.99	554.89
379	Other chemical products - Autres produits chimiques	537.15	570.92	591.19	628.09	659.76	698.69	735.35	768.60	784.59	751.57	741.72	724.48	746.22
391-399	Other manufacturing industries - Autres industries manufacturières	408.53	425.02	421.70	445.26	462.14	497.45	526.41	544.37	542.58	569.97	600.35	588.22	623.09
401-449	Construction - Construction	493.56	509.24	519.06	542.55	566.32	598.76	630.78	642.77	643.99	646.55	664.00	680.59	695.67
401-402	Bldg, developing & general contracting - Constructeurs, promoteurs et entrep. généraux	447.79	455.48	472.14	508.43	529.72	558.69	604.33	617.20	601.07	600.34	624.29	617.10	644.86
401	Residential building & development - Promotion et construction de bâtiments résidentiels	403.94	410.46	428.02	463.45	482.67	507.75	542.06	542.13	536.71	545.12	559.78	567.16	580.92
402	Non-residential building & development - Promotion & constr. de bâtiments non résidentiels	540.24	549.80	562.91	597.44	623.48	660.88	726.53	756.42	746.88	731.39	757.99	724.29	777.67
411-412	Industrial & heavy (engineering) construction - Constr. lourde et industrielle (génie)	575.67	611.00	617.25	638.51	668.12	691.88	751.62	742.07	774.98	785.33	806.38	835.06	849.51
411	Industrial const. (other than buildings) - Constr. industrielle (autre que bâtiment)	664.39	698.97	705.38	747.07	784.44	849.60	895.81	892.29	871.94	951.76	948.20	971.39	939.28
412	Highway & heavy constr. - Constr. de routes et constr. lourde	549.99	587.32	591.48	611.13	635.26	652.17	712.57	707.74	753.07	737.86	756.03	781.15	822.88
421-429	Trade contracting - Entrepreneurs spécialisés	487.31	501.05	507.15	527.73	553.17	592.36	616.32	632.47	631.22	634.72	645.06	666.94	674.32
441-449	Services incidental to construction - Services relatifs à la construction	549.29	599.20	651.95	632.93	634.25	633.29	586.88	575.67	617.56	591.32	650.28	662.64	728.01
041-449	Goods producing industries - Branches productrices de biens	492.31	512.91	525.05	546.25	570.59	599.05	631.24	659.09	681.91	695.43	711.49	721.80	742.16
451-499	Transportation, storage, comm. & other utilities - Transp., entreposage, comm. et autres services publics	524.41	540.68	556.80	573.89	596.54	619.91	641.02	679.97	700.30	708.44	716.00	729.16	735.32
451-479	Transportation & storage - Transport et entreposage	504.75	517.49	530.88	545.37	575.24	591.56	605.80	639.07	652.05	663.26	674.84	689.37	701.22
451-459	Transportation - Transport	502.73	515.44	527.48	541.83	572.53	591.09	601.81	634.60	646.26	658.35	669.96	684.54	695.00
451	Air transport - Transport aérien	584.09	591.89	598.34	612.49	644.73	669.76	719.66	769.28	799.99	757.63	755.24	788.80	802.87
452	Services incidental to air transport - Services relatifs au transport aérien	467.42	482.92	481.88	474.01	520.72	524.81	552.49	527.48	547.47	604.61	535.87	594.27	595.80
453	Railway transport & related services - Transport et services ferroviaires	575.23	588.28	627.72	631.36	695.12	725.54	770.25	820.82	844.18	890.43	911.50	942.22	976.73
454	Water transport - Transport par eau	538.99	562.27	553.95	590.75	650.18	673.34	684.90	710.57	741.66	802.44	798.51	795.57	813.99
455	Services incidental to water transport - Services relatifs au transport par eau	730.14	750.51	750.84	793.81	816.33	862.07	816.39	832.01	846.79	899.75	860.64	885.00	833.76
456	Truck transport - Camionnage	474.70	482.00	479.04	498.14	528.77	541.37	544.13	555.15	570.51	581.96	590.62	599.59	613.46
457	Public passenger transit systems - Transport en commun	426.23	456.44	466.12	484.64	484.44	515.02	510.19	544.38	539.36	548.33	570.21	586.33	574.70

Annual Estimates of Employment, Earnings and Hours, 1984-1996, Statistics Canada
Estimations annuelles de l'Emploi, des gains et de la durée du travail, 1984-1996, Statistique Canada

Table 2

Estimates of Average Weekly Earnings (including overtime), for All Employees,
by Industry, Canada, Provinces and Territories.

Tableau 2

Estimations de la rémunération hebdomadaire moyenne (incl. temps suppl.), pour
l'ensemble des salariés, par industrie, Canada, provinces et territoires.

SIC 1980 CTI	Industry Industrie	DOLLARS												
		1984	1985	1986	1987	1988	1989	1990	1991	1992	1993	1994	1995	1996
CANADA														
458-459	Transportation n.e.c. - Transport n.c.a.	\$436.07	\$449.20	\$472.79	\$489.59	\$512.39	\$520.86	\$535.39	\$581.95	\$592.57	\$609.49	\$631.50	\$630.93	\$658.79
461-461	Pipeline transport - Transport par pipelines	690.72	721.55	757.51	782.74	825.64	852.66	879.25	926.12	983.12	1,019.65	1,029.15	1,073.71	1,157.94
471-479	Storage & warehousing - Entreposage et emmagasinage	466.26	472.63	513.23	529.53	519.36	464.41	566.15	600.61	623.46	610.71	630.09	634.68	672.80
471	Grain elevators - Silos à grain	548.57	577.39	622.89	628.04	642.05	644.41	664.11	705.86	734.32	767.08	772.28	772.13	789.36
479	Other storage & warehousing - Autres entreposage et emmagasinage	370.78	378.19	425.40	436.68	417.33	362.28	486.03	517.26	532.67	513.65	532.40	552.30	618.03
481-499	Communication & other utilities - Communications et autres services publics	551.27	571.71	591.07	610.82	623.98	656.55	686.21	728.57	757.06	762.74	765.10	776.04	776.52
481-484	Communication - Communications	514.26	530.51	548.71	562.49	566.30	603.00	621.81	654.21	679.60	678.49	683.54	697.42	696.05
481	Telecommunication broadcasting - Diffusion des télécommunications	499.72	511.72	521.56	550.46	571.73	600.97	650.89	681.47	708.52	785.96	776.90	817.20	835.32
482	Telecommunication carriers - Transmission des télécommunications	582.10	604.87	633.50	651.66	650.72	702.38	727.38	771.25	804.47	809.11	823.18	839.01	843.44
483	Other telecommunication - Autres télécommunications	549.64	558.84	557.47	590.80	618.13	659.28	691.66	706.05	751.67	650.86	623.07	636.62	621.17
484	Postal & courier service - Services postaux et services de messagers	436.50	452.57	464.05	465.77	469.96	479.47	476.24	495.93	513.11	501.26	504.41	504.65	511.64
491-499	Other Utilities - Autres services publics	630.93	661.12	684.13	715.43	745.63	769.93	816.94	873.54	905.55	921.10	923.54	937.95	941.87
491	Electric power systems - Énergie électrique	673.18	706.83	729.00	766.70	801.27	824.42	870.80	934.38	966.63	988.56	1,001.73	1,021.32	1,024.06
492	Gas distribution systems - Distribution de gaz	570.88	597.38	621.88	642.51	666.82	707.01	748.86	793.40	837.26	866.14	855.74	859.10	885.92
493	Water systems - Distribution d'eau	512.49	538.44	556.34	574.45	601.82	635.54	662.14	696.25	734.85	755.75	768.80	781.64	781.10
499	Other utilities n.e.c. - Autres services publics n.c.a.	453.07	474.44	508.20	522.00	545.98	573.41	622.49	639.15	637.85	650.00	650.86	656.89	662.36
501-692	Trade - Commerce	297.19	307.77	321.58	329.23	342.20	360.42	375.48	391.08	401.16	409.04	421.82	431.35	439.72
501-599	Wholesale Trade - Commerce de gros	413.67	433.19	456.95	470.13	487.41	516.81	538.75	557.57	579.21	590.93	605.56	621.96	628.45
501-501	Farm products - Produits agricoles	371.85	382.74	413.12	449.16	443.50	445.58	387.55	475.68	485.78	438.53	481.02	520.96	518.74
511-511	Petroleum products - Produits pétroliers	522.50	534.14	540.73	523.16	589.89	698.29	681.98	553.83	587.98	611.94	626.89	646.00	626.05
521-524	Food, beverage, drug & tobacco - Produits alimentaires, boissons, médicaments et tabac	407.35	428.49	450.67	450.64	450.42	459.83	492.91	514.86	526.60	545.63	576.77	560.90	581.75
523-524	Drug & tobacco - Médicaments & tabac	456.92	487.62	475.69	511.75	528.21	553.49	594.48	635.93	626.86	588.18	687.49	574.61	641.10
521	Food - Produits alimentaires	396.32	415.10	442.45	436.70	434.47	442.13	470.32	487.75	498.47	529.03	544.62	547.13	555.12
522	Beverages - Boissons	458.42	502.40	517.44	515.42	506.14	524.16	567.87	569.77	560.64	614.91	573.43	676.12	681.80
531-532	Apparel & dry goods - Vêtements et mercerie	326.14	378.81	437.10	445.09	431.90	485.62	470.95	489.54	500.69	467.78	527.04	496.84	499.60
531	Apparel - Vêtements	328.55	378.32	432.60	456.01	430.10	465.06	458.14	473.07	492.54	470.98	529.21	492.31	490.31
532	Dry goods - Tissus et articles de mercerie	321.33	379.80	447.35	424.36	436.03	530.41	496.58	536.57	530.34	453.96	519.21	517.22	533.31
541-543	Household goods - Articles ménagers	394.99	419.37	426.71	458.84	495.07	485.48	547.99	580.17	587.11	606.21	587.94	615.15	658.40
541	Electr. & electronic household appl. & parts - App. ménagers élect. et électroniques et pièces	436.24	437.43	468.37	486.38	486.32	561.44	577.32	610.62	652.71	653.48	612.35	642.71	722.39
542	Household furniture - Meubles de maison	341.43	366.53	353.35	398.59	436.53	455.97	492.48	460.88	466.18	473.59	510.24	550.04	541.33
543	Household furnishings - Accessoires ménagers	384.31	419.79	421.60	459.11	514.85	449.89	535.43	576.74	554.92	591.64	585.78	606.11	626.77
551-552	Motor vehicles, parts & accessories - Véhicules auto., pièces et accessoires	419.47	433.91	442.66	476.98	502.94	527.14	550.47	551.05	575.42	591.74	589.75	612.44	625.13
551	Motor vehicles - Véhicules automobiles	481.69	497.01	502.70	536.16	572.21	598.59	635.41	633.61	651.16	699.24	652.78	658.48	655.23
552	Motor vehicles parts & accessories - Pièces et accessoires de véhicules automobiles	382.15	395.71	404.44	438.95	462.68	485.59	503.57	504.50	540.71	543.12	563.99	592.16	611.37
561-563	Metals, hardware, plumbing, heating & building materials - Métaux, quincaillerie, matér. de plomberie, de chauffage et de construction	369.87	401.30	417.63	436.89	441.27	483.55	498.43	523.01	540.65	536.30	547.47	572.17	585.87
561	Metal & metal products - Métaux et produits en métal	496.31	503.27	518.85	555.35	564.86	623.42	631.45	683.57	708.23	699.35	739.89	754.71	738.52
562	Hardware, plumbing, heating & air cond. equip supplies - Quincaillerie, mat. & fournitures de plomb. chauffage et climatisation	369.14	396.61	403.43	431.12	467.69	515.03	532.73	542.91	573.54	579.53	576.39	620.38	651.94
563	Lumber & building materials - Bois et matériaux de construction	347.92	383.06	404.42	418.22	402.22	444.04	457.20	482.68	492.82	490.07	493.55	503.86	521.35

Annual Estimates of Employment, Earnings and Hours, 1984-1996, Statistics Canada
Estimations annuelles de l'Emploi, des gains et de la durée du travail, 1984-1996, Statistique Canada

Table 2

Estimates of Average Weekly Earnings (including overtime), for All Employees,
by Industry, Canada, Provinces and Territories.

Tableau 2

Estimations de la rémunération hebdomadaire moyenne (incl. temps suppl.), pour
l'ensemble des salariés, par industrie, Canada, provinces et territoires.

SIC 1980 CTI	Industry Industrie	DOLLARS												
		1984	1985	1986	1987	1988	1989	1990	1991	1992	1993	1994	1995	1996
CANADA														
571-579	Machinery, equipment & supplies - Machines, matériel et fournitures	\$461.88	\$472.94	\$505.11	\$518.92	\$554.25	\$590.56	\$610.45	\$632.34	\$664.86	\$680.26	\$689.63	\$710.44	\$710.87
571	Farm machinery, equipment & supplies - Machines, matériel et fournitures agricoles	363.94	365.31	385.29	362.34	426.50	437.73	486.78	488.60	503.38	524.49	539.72	568.14	572.00
572	Const., forest. & mining mach. equip. & suppl.- Mach., mat. & fourni. (const., forêts, mines)	492.11	505.44	514.32	540.72	557.26	592.71	604.01	620.34	694.26	726.52	777.37	816.01	824.47
573	Industrial machinery, equipment & supplies - Machines, matériel et fournitures industriels	458.45	465.28	493.18	533.56	568.48	589.50	599.37	583.76	646.51	672.25	662.96	688.53	715.10
574	Electrical & electronic mach. equip. & supplies - Machines, matér., fournit. électric. & électro.	528.07	544.43	589.48	591.82	607.37	679.81	719.29	758.26	733.52	759.96	764.14	768.50	760.58
579	Other machinery, equipment & supplies - Autres machines, matériel et fournitures	444.14	444.58	471.74	506.60	532.53	556.13	558.83	579.36	629.40	631.65	648.62	667.52	654.53
591-599	Other wholesale products - Autres produits divers, commerce de gros	344.81	365.63	397.52	396.85	403.99	413.74	455.90	488.93	533.53	545.36	562.42	591.49	582.19
601-692	Retail trade - Commerce de détail	246.01	253.71	264.93	270.26	280.83	292.87	306.86	317.77	320.80	329.34	339.22	342.31	348.06
601-603	Food, beverage and drug - Aliments, boissons et médicaments	256.37	258.24	262.70	266.08	275.28	277.45	286.32	299.69	302.34	305.97	316.10	314.89	313.23
601	Food stores - Magasins d'alimentation	254.33	256.14	258.66	260.32	270.10	270.11	277.60	287.53	282.00	286.97	296.88	294.95	293.41
602	Liquor, wine & beer stores - Magasins de spiritueux, vin et bière	358.19	357.33	378.56	394.45	408.49	430.90	447.81	459.24	463.54	483.17	478.03	447.94	472.93
603	Prescription drugs & patent medicine stores - Mag. de médicaments sur ordonnance & brevetés	220.08	222.21	229.05	240.07	248.16	255.64	273.94	298.74	329.48	331.17	349.30	354.40	348.02
611-615	Shoe, apparel, fabric & yarn - Chaussures, vêtements, tissus et filés	191.14	207.81	218.32	220.49	226.39	230.30	240.94	253.76	249.71	258.61	266.26	262.53	263.90
611	Shoe stores - Magasins de chaussures	215.02	232.73	238.10	239.52	252.65	267.15	266.49	266.36	273.99	274.04	286.96	268.25	275.75
612	Men's clothing stores - Magasins de vêtements pour hommes	235.59	248.69	274.63	271.37	299.54	290.83	292.59	294.38	304.74	320.57	342.65	339.87	336.63
613	Women's clothing stores - Magasins de vêtements pour dames	181.77	191.14	203.40	210.62	210.98	216.05	233.52	247.97	237.29	240.26	246.68	243.46	250.75
614	Clothing stores n.e.c. - Magasins de vêtements n.c.a.	175.52	206.35	206.28	210.04	210.35	216.11	229.01	246.98	242.69	256.98	259.22	264.98	258.46
615	Fabric & yarn stores - Magasins de tissus et de filés	147.02	170.77	165.20	153.23	156.75	166.49	167.29	180.63	175.45	217.55	234.46	233.93	247.14
621-623	Household furniture, appliances & furnishings - Meubles, appareils et accessoires de maison	287.84	286.16	288.51	307.13	331.01	347.88	368.83	374.05	389.20	396.26	401.79	395.99	391.54
621	Household furniture stores - Magasins de meubles de maison	298.21	292.33	285.52	307.71	327.35	343.75	369.81	381.22	397.44	428.03	422.19	419.15	432.72
622	Appliance, TV, radio & stereo stores - Magasins ménagers, tv, radio & appar. stéréo	252.13	252.24	286.09	294.36	335.52	342.35	365.17	383.55	383.94	383.99	396.70	397.13	377.83
623	Household furnishings stores - Magasins d'accessoires d'ameublement	307.07	306.54	294.06	317.74	331.54	359.22	371.73	356.10	386.54	372.24	381.73	360.80	361.24
631-639	Auto vehicles, parts & access., sales & serv. Véhicules autos, pièces & access., vente & serv.	283.56	296.70	319.55	326.84	341.05	372.62	393.82	416.01	409.78	425.78	446.93	456.95	482.76
631	Automobile dealers - Concessionnaires d'automobiles	319.31	346.70	381.72	396.83	421.18	448.26	488.98	532.85	545.48	560.58	582.17	586.81	639.60
632	Recreational vehicle dealers - Marchands de véhicules de loisir	295.42	308.45	352.97	333.98	358.35	385.99	388.15	369.74	401.53	452.28	474.43	484.80	486.71
633	Gasoline service stations - Stations-service	229.11	231.37	251.78	256.64	266.67	295.16	307.45	295.95	282.02	279.36	289.53	297.12	301.66
634	Automotive parts & accessories stores - Mag. de pièces et accessoires pour automobiles	267.55	283.98	282.41	284.65	292.81	314.16	336.86	351.53	344.63	339.88	374.42	366.26	382.52
635	Motor vehicle repair shops - Ateliers de réparation d'automobiles	322.79	333.19	350.97	366.96	387.06	414.10	431.34	470.78	442.04	461.38	474.49	477.02	483.77
639	Other motor vehicle services - Autres services pour automobiles	220.09	226.37	250.18	285.01	317.88	325.84	325.66	320.25	320.89	296.40	342.54	359.28	359.87
641-641	General merchandise stores - Magasins de marchandises diverses	217.93	221.98	229.29	233.11	239.68	241.20	259.94	259.95	271.78	280.64	278.83	279.67	283.80
651-692	Other retail n.e.c. - Autres commerces de détail n.c.a.	216.02	226.52	240.78	246.60	256.27	266.56	273.95	285.83	289.46	297.23	307.59	323.74	324.86

Annual Estimates of Employment, Earnings and Hours, 1984-1996, Statistics Canada
Estimations annuelles de l'emploi, des gains et de la durée du travail, 1984-1996, Statistique Canada

Table 2

Estimates of Average Weekly Earnings (including overtime), for All Employees,
by Industry, Canada, Provinces and Territories.

Tableau 2

Estimations de la rémunération hebdomadaire moyenne (incl.temps suppl.), pour
l'ensemble des salariés, par industrie, Canada, provinces et territoires.

SIC 1980 CTI	Industry Industrie	DOLLARS												
		1984	1985	1986	1987	1988	1989	1990	1991	1992	1993	1994	1995	1996
CANADA														
	701-761 Finance, insurance & real estate - Finances, assur. & affaires immobilières	\$405.43	\$425.00	\$451.56	\$483.35	\$512.19	\$544.46	\$546.34	\$568.62	\$603.40	\$633.17	\$644.23	\$658.48	\$704.59
	701-749 Finance & insurance - Intermédiaires financiers et assurances	427.71	449.16	475.41	506.85	521.71	547.67	570.38	602.73	634.82	674.80	676.38	695.38	749.68
	701-709 Deposit accepting intermediaries - Intermédiaires financiers de dépôts	399.00	413.47	420.87	437.73	459.60	483.42	507.50	533.33	558.49	571.28	585.99	602.31	632.38
	701-702 Banks - Banques	413.57	431.62	440.19	455.49	478.56	504.72	529.58	555.05	578.25	593.40	599.51	623.31	656.87
	703 Trust Companies - Sociétés de fiducie	390.20	406.68	415.17	431.45	453.71	478.15	500.58	529.73	544.45	553.34	578.11	590.53	624.82
	704 Deposit accepting mortgage companies - Soc. de prêt hypothécaire recevant des dépôts	161.95	142.84	78.14	388.95	372.98	158.15	162.19	586.83	561.69	580.25	589.13	682.51	739.78
	705 Credit unions - Caisses d'épargne et de crédit	360.74	366.58	377.39	385.33	404.00	430.89	450.37	466.99	496.20	507.18	539.60	536.41	553.14
	709 Other deposit accepting intermediaries - Autres intermédiaires de dépôts	484.33	511.21	586.96	553.43	540.25	568.87	599.32	667.93	728.44	769.95	857.56	843.52	838.55
	711-712 Consumer & business financing intermediaries - Crédit à la consommation et aux entreprises	447.24	466.97	473.26	503.96	515.23	590.68	600.81	652.46	695.23	726.67	729.80	762.78	777.69
	721-729 Investment intermediaries - Intermédiaires d'investissement	458.99	495.08	586.74	606.56	582.05	559.01	603.18	631.86	711.20	749.93	684.00	737.98	798.83
	731-733 Insurance - Assurances	458.87	482.05	498.52	532.39	574.73	618.66	655.42	675.95	681.89	711.41	740.34	757.36	787.64
	741-749 Other financial intermediaries - Autres intermédiaires financiers	492.72	538.79	612.75	731.11	691.87	792.29	796.10	975.65	1,017.39	1,342.45	1,236.82	1,171.72	1,468.56
	751-761 Real estate operators & insurance agent - Services immobiliers & agences d'assurances	346.62	362.44	392.32	425.12	488.71	536.60	488.24	483.38	520.17	521.88	557.70	559.88	587.18
	751-759 Real estate operators (exc'l developers) - Services immobiliers (sauf lotisseurs)	345.48	367.22	404.41	417.02	432.81	426.06	423.08	408.07	443.46	436.07	491.54	485.84	512.72
	761-761 Insurance & real estate agent - Agences d' assur. et agences immobilières	347.88	357.47	380.81	431.66	532.14	624.44	537.00	541.65	576.48	596.66	617.17	629.42	654.64
	771-779 Comm., business & pers. services - Services socio-culturels, comm. et pers.	331.93	343.03	351.50	366.10	383.45	402.46	428.16	455.49	473.79	481.34	487.86	490.73	501.18
	771-779 Business services - Services aux entreprises	360.13	379.62	389.42	412.30	448.42	489.96	533.15	556.22	583.06	585.31	604.66	621.54	651.93
	771 Employment agencies & personnel suppliers - Bureaux de placement et location de pers.	232.50	250.78	251.92	247.06	277.48	332.39	354.77	368.34	403.66	392.43	394.21	388.40	429.99
	772 Computer & related services - Services informatiques et services connexes	449.38	460.02	448.05	521.31	560.20	616.18	677.03	721.40	738.44	727.74	795.61	800.95	829.90
	773 Accounting & bookkeeping services - Serv. de comptabilité et tenue de livres	361.36	372.67	401.59	409.22	455.54	479.99	529.71	545.09	544.10	534.45	567.39	579.34	609.77
	774 Advertising services - Services de publicité	362.80	422.51	414.87	416.92	477.31	490.92	477.36	510.89	551.37	604.22	626.57	657.98	649.21
	775 Arch., eng. & other scientific & tech. serv. - Arch., ingénieurs et autres serv. scient. et tech.	499.94	533.66	526.55	536.98	575.37	633.28	689.67	733.72	765.51	784.36	785.60	818.33	847.40
	776 Offices of lawyers & notaries - Études d'avocats et de notaires	350.57	378.18	382.98	401.44	448.91	509.17	559.00	552.51	570.07	590.63	613.45	618.91	657.58
	777 Management consulting services - Bureaux de conseils en gestion	309.86	313.97	374.63	411.25	458.14	506.01	560.23	582.45	621.35	655.70	645.83	687.08	691.92
	779 Other business services - Autres services aux entreprises	315.27	335.68	336.93	364.12	383.28	396.05	419.81	421.24	448.03	439.18	464.09	475.66	507.55
	851-859 Educational & related services - Services d'enseignement et services annexes	485.95	498.95	512.54	531.50	557.39	576.12	605.29	639.59	667.43	675.22	671.84	669.68	671.64
	851-853 Educational services - Services d'enseignement	495.09	507.89	521.55	540.62	567.38	586.01	616.73	651.39	678.97	686.21	682.33	680.90	683.29
	851 Elementary & secondary education - Enseignement élémentaire et secondaire	523.42	539.46	554.91	575.28	601.80	619.33	650.81	688.28	719.54	721.09	718.15	715.17	715.74
	852 Post-second. non-university education - Enseignement postsecondaire non univers.	447.99	451.07	458.84	473.57	502.50	510.44	539.79	575.82	596.50	618.99	608.65	611.91	629.14
	853 University education - Enseignement universitaire	436.50	447.38	458.87	481.70	506.36	532.78	562.33	588.30	608.88	622.12	617.28	617.79	612.93

Annual Estimates of Employment, Earnings and Hours, 1984-1996, Statistics Canada
Estimations annuelles de l'Emploi, des gains et de la durée du travail, 1984-1996, Statistique Canada

Table 2
Estimates of Average Weekly Earnings (including overtime), for All Employees,
by Industry, Canada, Provinces and Territories.

Tableau 2
Estimations de la rémunération hebdomadaire moyenne (incl.temps suppl.), pour
l'ensemble des salariés, par industrie, Canada, provinces et territoires.

SIC 1980 CTI	Industry Industrie	DOLLARS												
		1984	1985	1986	1987	1988	1989	1990	1991	1992	1993	1994	1995	1996
CANADA														
854-859	Libraries, museums & other educational serv. - Biblio., musées & autres serv. d'enseignement	\$297.05	\$306.49	\$321.66	\$346.28	\$355.98	\$369.65	\$378.98	\$382.61	\$405.96	\$422.68	\$450.63	\$448.97	\$438.86
854	Library services - Bibliothèques	277.97	288.62	301.27	318.12	325.10	344.71	357.14	359.58	390.04	394.21	419.17	422.76	423.28
855	Museums & archives - Musées et archives	351.51	370.59	386.04	406.29	413.99	443.26	467.36	445.20	477.37	510.85	525.13	533.06	516.88
859	Other educational services - Autres services d'enseignement	286.21	285.21	305.94	354.53	370.78	358.27	342.52	368.83	378.31	405.64	443.38	425.75	407.36
861-869	Health & social services - Services de soins de santé et services sociaux	334.41	346.80	359.24	375.33	392.24	411.71	435.10	466.58	484.82	498.28	504.28	502.98	509.81
861,862	Inst. health & soc. serv., in/out social services & 864 institutions - Établ. de santé & serv. soc. en/hors institution	341.44	354.23	364.52	383.28	398.96	415.79	443.55	477.77	498.58	511.70	514.45	513.81	520.62
861	Hospitals - Hôpitaux	372.58	386.86	396.47	420.62	439.53	457.71	488.66	529.51	552.81	571.00	575.15	579.99	585.30
862	Other institutional health & social services - Autres établ. de soins de santé & serv. sociaux	280.54	291.40	305.43	314.51	323.55	339.23	361.18	380.84	409.49	417.67	424.11	425.84	438.61
864	Non-institutional social services - Services sociaux hors institution	279.68	289.87	307.93	312.74	326.84	339.89	359.78	382.69	370.80	384.16	392.19	395.87	398.35
863 & 865-869	Other health & social services n.e.c. - Autres services de soins de santé et sociaux n.c.a.	302.93	314.98	336.88	345.25	368.07	397.55	406.98	429.60	440.87	454.85	471.62	469.81	478.60
863	Non-institutional health services - Services de soins de santé hors institution	417.14	396.21	428.94	469.37	490.09	522.84	455.44	492.63	502.09	503.00	506.72	507.18	513.99
865	Private practice of physicians, surgeons & dentist - Cabinets privés de médecins chirurgiens, dentistes	260.88	275.10	299.62	297.48	328.17	363.25	370.98	391.80	404.06	423.84	448.52	443.81	454.79
866	Offices of other health practitioners - Cabinets d'autres praticiens de la santé	192.16	220.16	235.04	249.59	255.93	247.69	328.66	353.88	341.83	364.65	365.91	372.17	390.96
867	Offices of social services practitioners - Cabinets de spécialistes en services sociaux	294.15	322.91	347.51	363.88	361.09	374.55	448.68	472.44	546.58	607.39	520.33	524.39	537.74
868	Medical & other health laboratories - Laboratoires médicaux et autre lab. de santé	362.59	387.27	397.36	414.20	434.10	472.34	485.79	504.30	516.75	510.13	521.68	536.86	553.24
869	Health & social service assn's & agencies - Assoc. & org. de santé et de services sociaux	367.40	376.08	397.44	403.80	415.67	438.08	458.58	482.23	507.10	507.33	522.88	526.57	519.52
911-922	Accommodation, food & beverage services - Hébergement et restauration	173.29	182.00	178.77	189.08	192.22	196.21	206.63	209.84	216.20	218.10	227.57	232.20	236.83
911-914	Accommodation services - Services d'hébergement	206.37	224.07	219.22	239.39	236.93	238.17	261.67	266.16	276.18	281.74	293.85	302.52	307.64
912-914	Other accommodation services n.e.c. - Autres services d'hébergement n.c.a.	223.52	326.54	307.22	351.90	343.08	286.65	380.25	321.23	315.24	296.47	310.35	319.90	309.29
911	Hotels, motels & tourist courts - Hôtels, motels et camps pour touristes	205.49	217.56	214.32	228.79	228.25	230.66	252.70	258.51	267.34	278.86	292.45	300.85	307.48
921-922	Food & beverage services - Services de la restauration	161.72	167.33	165.37	172.26	176.85	181.13	188.10	191.61	195.87	198.94	208.67	213.47	217.28
921	Food services - Services de restauration	160.02	165.68	163.83	170.67	175.17	179.90	186.57	189.54	193.89	198.45	208.71	213.98	217.53
922	Taverns, bars & night clubs - Tavernes, bars et boîtes de nuit	175.96	180.99	177.98	185.22	190.47	190.95	200.64	211.54	218.55	206.24	208.03	205.92	213.71
961-999	Miscellaneous services - Services divers	260.99	276.55	291.48	301.75	307.94	331.66	346.71	365.07	370.09	380.86	385.11	390.60	405.17
961-969	Amusement & recreational services - Services de divertissements et de loisirs	252.89	262.52	268.34	280.57	287.68	314.84	343.28	355.52	359.88	362.94	375.44	376.19	389.61
960	Other amusement & recreational services n.e.c. - Autres serv. de divertis. et de loisirs n.c.a.	254.56	269.95	280.50	284.97	280.00	309.99	334.05	344.99	358.41	363.00	374.62	380.46	393.81
961	Motion picture, audio & video prod. & distr. - Prod. & distr. films et mat. audiovisuel	248.03	231.64	195.83	258.01	340.21	368.69	447.53	516.33	579.80	570.75	631.87	596.67	600.13
962	Motion picture exhibition - Projection de films cinématographiques	219.70	200.01	212.05	230.30	239.25	235.79	235.03	215.22	237.25	242.37	212.11	206.86	208.94
965	Sports & recreation clubs & services - Clubs sportifs et services de loisir	252.00	270.75	271.46	282.19	280.58	300.69	323.79	321.93	295.03	318.65	317.65	321.56	332.32
971-979	Personal services (exc'l private households) - Services personnels (excl. ménages)	207.02	220.75	229.66	239.71	240.70	267.74	288.16	293.31	306.30	310.11	312.81	320.60	334.29
971	Barber & beauty shops - Salons de coiffure et salons de beauté	200.25	215.97	220.69	226.41	228.53	261.80	273.76	274.69	288.29	278.22	289.60	290.11	297.52

Annual Estimates of Employment, Earnings and Hours, 1984-1996, Statistics Canada
 Estimations annuelles de l'Emploi, des gains et de la durée du travail, 1984-1996, Statistique Canada

Table 2

Estimates of Average Weekly Earnings (including overtime), for All Employees,
by Industry, Canada, Provinces and Territories.

Tableau 2

Estimations de la rémunération hebdomadaire moyenne (incl. temps suppl.), pour
l'ensemble des salariés, par industrie, Canada, provinces et territoires.

SIC 1980 CTI	Industry Industrie	DOLLARS												
		1984	1985	1986	1987	1988	1989	1990	1991	1992	1993	1994	1995	1996
CANADA														
972	Laundries & cleaners - Serv. de blanchissage et de nettoyage à sec	\$252.12	\$265.56	\$280.24	\$282.47	\$264.34	\$274.20	\$317.47	\$319.43	\$325.50	\$339.28	\$341.60	\$335.90	\$364.23
973	Funeral services - Pompes funèbres	261.74	275.82	310.92	338.79	367.52	391.32	388.69	417.24	431.26	501.38	472.87	537.79	502.88
979	Other personal & household services - Autres services personnels et domestiques	156.66	168.72	180.21	206.54	216.91	242.76	245.56	238.56	248.47	255.64	246.08	237.32	263.50
982-986	Membership organizations - Associations	287.32	314.22	346.41	362.12	371.49	416.79	427.94	449.35	449.45	486.35	451.22	464.48	491.49
991-999	Other services - Autres services	280.34	294.92	310.84	318.66	327.84	333.22	340.05	370.10	369.96	379.51	398.14	404.51	413.07
990	Other services n.e.c. - Autres services n.c.a.	322.68	339.75	350.89	357.61	377.30	388.28	378.89	417.26	402.36	407.35	425.21	425.70	442.96
992	Automobile & truck rental & leasing services - Serv. de location d'automobiles et de camions	333.64	357.75	375.52	448.80	527.86	483.15	484.32	507.19	521.57	527.22	498.06	496.29	534.16
993	Photographers - Photographes	199.17	221.26	221.12	228.09	253.07	227.46	277.63	311.43	356.10	309.00	338.54	355.83	378.28
995	Services to buildings & dwellings - Serv. relatifs aux bâtiments et habitations	233.56	235.78	266.80	284.73	272.89	265.36	273.75	264.13	282.58	279.80	300.35	314.99	315.51
996	Travel services - Services de voyages	238.38	254.28	263.04	221.01	232.19	269.34	284.50	378.41	410.55	481.88	489.36	502.78	513.19
812-837	Public administration - Administration publique	501.83	521.93	541.08	569.52	590.42	633.61	686.48	698.70	723.76	745.94	752.06	750.65	740.05
812-817	Federal administration (exc'l the military) - Administration fédérale (sauf la défense)	554.78	571.05	595.68	631.68	650.40	688.79	740.42	747.83	786.13	809.62	811.50	811.63	799.60
822-827	Provincial administration - Administration provinciale	484.65	508.06	519.97	544.47	573.45	626.03	674.34	697.71	715.74	721.15	726.15	727.61	733.22
832-837	Local administration - Administration locale	453.81	474.81	496.15	521.99	539.04	578.00	637.58	643.56	661.71	698.83	710.59	707.80	686.35
451-484	Service producing industries - Branches productrices de services	364.76	376.40	388.93	402.94	420.69	442.68	464.11	488.91	507.87	517.45	525.37	529.62	539.29
041-999	Industrial aggregate - Ensemble des industries	398.66	412.75	425.16	441.23	460.67	484.23	506.24	529.48	547.98	557.94	568.27	573.75	586.06
NEWFOUNDLAND TERRE-NEUVE														
041-051	Logging and forestry - Exploitation forestière et serv. forestiers	471.02	474.27	518.04	555.33	567.53	580.94	582.45	662.25	676.01	651.79	660.29	578.81	650.03
061-092	Mining (incl. milling), quarrying and oil wells - Mines (y compris broyage), carrières et puits de pétrole	612.71	666.37	679.66	680.27	762.76	761.10	833.94	926.89	939.83	914.96	938.15	1,005.28	997.33
101-399	Manufacturing - Industries manufacturières	372.02	370.36	382.00	410.39	452.50	488.82	501.59	536.91	552.83	561.75	600.45	602.18	578.83
	Non-durable goods - Biens non durables	364.04	362.73	369.31	401.55	441.95	483.16	491.48	536.05	552.83	556.88	589.05	596.67	583.59
	Durable goods - Biens durables	423.62	418.69	456.12	465.27	511.80	513.49	544.01	540.80	552.82	581.80	633.11	619.68	559.16
101-109	Food - Aliments	268.21	267.53	270.68	316.37	352.62	384.73	402.48	430.83	404.03	401.37	421.24	441.82	447.30
102	Fish products - Transformation du poisson	257.66	256.19	258.55	307.22	344.79	375.92	393.90	425.83	391.78	380.47	396.98	435.21	436.51
401-449	Construction - Construction	406.32	411.04	436.30	450.93	482.82	500.52	492.49	542.63	580.91	677.46	817.72	854.08	800.05
401-402	Bldg, developing & general contracting - Constructeurs, promoteurs et entrep. généraux	398.23	408.96	439.60	430.16	443.80	459.20	448.60	470.21	540.49	590.03	692.69	477.56	730.79
402	Non-residential building & development - Promotion & constr. de bâtiments non résidentiels	481.29	499.95	527.67	516.82	533.31	550.34	535.24	542.58	755.48	811.21	1,013.12	628.41	999.70
411-412	Industrial & heavy (engineering) construction - Constr. lourde et industrielle (génie)	553.14	525.61	570.55	589.83	589.98	630.73	636.14	767.87	785.47	1,003.49	1,231.43	1,253.63	1,071.13
421-429	Trade contracting - Entrepreneurs spécialisés	353.30	382.16	382.10	407.68	480.48	501.29	492.03	505.59	534.07	533.26	532.98	592.16	588.00

Annual Estimates of Employment, Earnings and Hours, 1984-1996, Statistics Canada
Estimations annuelles de l'Emploi, des gains et de la durée du travail, 1984-1996, Statistique Canada

Table 2

Estimates of Average Weekly Earnings (including overtime), for All Employees,
by Industry, Canada, Provinces and Territories.

Tableau 2

Estimations de la rémunération hebdomadaire moyenne (incl.temps suppl.), pour
l'ensemble des salariés, par industrie, Canada, provinces et territoires.

SIC 1980 CTI	Industry Industrie	DOLLARS												
		1984	1985	1986	1987	1988	1989	1990	1991	1992	1993	1994	1995	1996
NEWFOUNDLAND TERRE-NEUVE														
	041-449 Goods producing industries - Branches 491-499 productrices de biens	\$432.69	\$433.81	\$444.21	\$466.35	\$510.57	\$539.89	\$558.86	\$607.12	\$627.66	\$658.01	\$727.77	\$733.99	\$708.53
	451-499 Transportation, storage, comm. & other utilities - Transp., entreposage, comm. et autres services publics	507.87	515.15	512.93	520.53	536.12	554.01	584.46	614.57	617.97	614.38	618.18	615.72	606.92
	451-479 Transportation & storage - Transport et entreposage	478.32	503.28	490.12	482.20	482.71	479.25	511.23	541.83	543.63	550.70	555.99	553.16	517.32
	481-499 Communication & other utilities - Communications et autres services publics	544.16	528.14	534.23	553.36	582.40	626.05	656.70	679.80	686.91	669.75	666.90	667.52	665.67
	481-484 Communication - Communications	535.55	504.96	506.19	515.24	539.26	579.28	600.14	617.05	619.40	606.27	615.16	613.54	614.81
	491-499 Other Utilities - Autres services publics	555.73	566.11	581.63	620.33	653.81	700.36	747.09	780.42	798.31	780.44	747.02	752.62	764.85
	501-692 Trade - Commerce	256.53	267.67	278.96	286.98	301.31	308.79	312.26	316.43	320.35	334.08	333.76	331.54	353.15
	501-599 Wholesale Trade - Commerce de gros	328.43	349.36	376.70	391.95	416.11	426.84	444.23	450.42	454.75	490.49	505.10	515.53	534.12
	521-524 Food, beverage, drug & tobacco - Produits alimentaires, boissons, médicaments et tabac	313.84	334.94	359.75	356.86	367.52	374.27	386.12	395.65	406.83	441.06	436.46	450.79	462.17
	601-692 Retail trade - Commerce de détail	230.69	240.13	245.44	248.45	257.92	269.61	275.15	281.51	285.57	288.90	286.81	284.44	301.39
	601-603 Food, beverage and drug - Aliments, boissons et médicaments	210.85	217.07	225.61	222.47	230.26	237.49	246.99	267.63	267.78	271.48	272.24	276.31	273.59
	601 Food stores - Magasins d'alimentation	196.18	203.90	213.20	206.66	208.82	217.42	228.12	250.02	240.49	243.97	238.14	250.15	250.39
	611-615 Shoe, apparel, fabric & yarn - Chaussures, vêtements, tissus et filés	192.34	194.12	194.34	189.45	196.06	214.27	211.85	216.61	219.23	225.37	218.33	197.55	206.93
	631-639 Auto vehicles, parts & access., sales & serv. Véhicules autos, pièces & access., vente & serv.	299.06	309.21	307.03	314.67	331.61	347.27	359.77	370.54	362.12	387.98	364.15	363.73	412.99
	641-641 General merchandise stores - Magasins de marchandises diverses	186.18	201.71	206.43	208.30	211.36	216.19	220.43	220.19	242.51	219.93	220.56	221.20	223.57
	651-692 Other retail n.e.c. - Autres commerces de détail n.c.a.	242.79	252.97	257.87	276.60	285.40	288.63	287.66	279.34	277.01	278.40	275.57	276.28	264.88
	701-761 Finance, insurance & real estate - Finances, assur. & affaires immobilières	367.49	386.62	394.28	402.32	420.55	441.79	476.70	505.09	542.40	552.99	557.65	566.62	578.52
	701-749 Finance & insurance - Intermédiaires financiers et assurances	356.67	379.69	398.29	405.49	429.85	445.63	474.13	515.64	542.27	562.35	556.20	561.72	583.76
	701-709 Deposit accepting intermediaries - Intermédiaires financiers de dépôts	337.19	347.29	364.85	361.53	375.98	396.80	416.79	444.23	468.41	474.27	470.08	484.94	496.32
	701-702 Banks - Banques	342.77	352.25	370.35	367.02	381.47	401.96	420.73	446.44	467.62	475.33	476.46	480.18	492.83
	731-733 Insurance - Assurances	370.80	400.21	409.85	485.28	525.61	547.12	635.15	648.54	642.39	699.70	682.99	700.82	736.47
	751-759 Real estate operators (exc'l developers) - Services immobiliers (sauf lotisseurs)	379.11	352.81	357.53	383.99	377.78	430.50	488.64	485.01	484.24	524.95	531.10	527.34	563.24
	761-761 Insurance & real estate agent - Agences d'assur. et agences immobilières	413.49	476.73	426.30	413.12	429.36	437.15	476.05	481.42	585.36	534.28	591.65	632.06	566.93
	771-779 Comm., business & pers. services - Services 851-999 socio-culturels, comm. et pers.	375.87	383.65	407.75	424.26	440.49	457.23	471.05	492.84	494.67	505.61	492.78	495.57	483.58
	771-779 Business services - Services aux entreprises	361.82	374.58	407.32	422.88	446.32	464.84	477.40	545.20	542.06	591.75	634.81	657.26	632.17
	851-859 Educational & related services - Services d'enseignement et services annexes	508.89	516.58	539.26	570.91	597.21	647.17	668.82	686.31	694.97	708.63	694.99	693.40	679.04
	861-869 Health & social services - Services de soins de santé et services sociaux	358.22	362.08	381.91	394.54	412.47	423.06	443.91	470.22	470.86	472.08	461.39	461.88	455.78
	861 Hospitals - Hôpitaux	372.89	389.73	408.87	423.40	448.63	475.69	502.60	525.40	537.64	554.62	546.31	543.77	533.11

Annual Estimates of Employment, Earnings and Hours, 1984-1996, Statistics Canada
Estimations annuelles de l'Emploi, des gains et de la durée du travail, 1984-1996, Statistique Canada

Table 2

Estimates of Average Weekly Earnings (including overtime), for All Employees,
by Industry, Canada, Provinces and Territories.

Tableau 2

Estimations de la rémunération hebdomadaire moyenne (incl.temps suppl.), pour
l'ensemble des salariés, par industrie, Canada, provinces et territoires.

SIC 1980 CTI	Industry Industrie	DOLLARS												
		1984	1985	1986	1987	1988	1989	1990	1991	1992	1993	1994	1995	1996
NEWFOUNDLAND TERRE-NEUVE														
911-922	Accommodation, food & beverage services - Hébergement et restauration	\$176.60	\$181.93	\$187.20	\$207.25	\$208.55	\$211.88	\$214.86	\$221.03	\$224.71	\$225.04	\$229.75	\$245.91	\$224.19
921-922	Food & beverage services - Services de la restauration	171.87	178.70	182.02	199.04	193.87	197.75	197.32	205.76	205.75	200.48	207.98	221.59	203.53
961-999	Miscellaneous services - Services divers	261.49	276.05	299.14	295.08	317.03	310.53	310.57	322.18	320.33	331.32	310.77	308.66	326.80
812-837	Public administration - Administration publique	449.25	455.61	457.89	488.24	506.46	523.88	567.03	578.32	615.81	660.07	658.08	665.82	680.94
812-817	Federal administration (exc'l the military) - Administration fédérale (sauf la défense)	510.61	532.28	551.46	593.30	612.33	638.60	698.23	707.64	744.17	754.89	731.57	716.96	719.78
822-827	Provincial administration - Administration provinciale	437.72	429.79	415.33	437.90	461.81	464.44	490.79	509.70	559.85	620.97	636.41	664.80	698.74
832-837	Local administration - Administration locale	274.28	285.99	307.71	343.11	343.83	423.84	462.44	446.68	422.80	486.86	516.02	537.94	534.04
451-484	Service producing industries - Branches productrices de services	375.56	385.88	397.36	408.64	422.86	436.34	452.35	471.26	482.10	497.45	487.20	488.97	490.66
041-999	Industrial aggregate - Ensemble des industries	388.71	396.55	407.99	421.87	443.13	459.88	474.83	497.36	508.57	527.12	532.85	535.45	532.54
PRINCE EDWARD ISLAND ILE-DU-PRINCE-ÉDOUARD														
101-399	Manufacturing - Industries manufacturières	283.82	296.71	307.03	317.20	334.57	355.74	374.67	392.47	399.99	416.35	438.27	446.61	478.17
	Non-durable goods - Biens non durables	279.33	283.02	294.73	309.50	327.17	348.60	365.01	376.22	380.12	395.89	419.98	430.39	456.80
	Durable goods - Biens durables	298.21	350.97	353.19	340.23	356.73	379.90	408.81	448.00	460.44	479.41	509.66	505.68	532.64
401-449	Construction - Construction	347.49	355.73	366.53	402.52	421.64	421.76	460.79	470.32	474.80	487.88	504.15	725.41	811.53
041-449	Goods producing industries - Branches productrices de biens	319.12	327.44	339.21	360.00	380.43	393.10	421.55	438.75	443.24	462.19	480.46	578.54	637.78
451-499	Transportation, storage, comm. & other utilities - Transp., entreposage, comm. et autres services publics	411.37	432.70	445.96	462.48	470.23	492.92	511.37	540.89	586.45	586.64	611.58	603.79	622.43
451-479	Transportation & storage - Transport et entreposage	384.39	403.85	407.39	436.12	441.32	456.99	475.56	496.37	547.85	539.28	563.99	552.76	571.29
481-499	Communication & other utilities - Communications et autres services publics	474.20	492.90	523.38	511.92	522.03	552.58	570.93	614.41	647.57	665.90	686.02	692.93	711.54
481-484	Communication - Communications	455.84	480.52	513.97	490.09	497.38	530.42	542.53	577.90	623.18	644.40	653.17	653.30	..
501-692	Trade - Commerce	252.61	260.58	262.71	287.96	299.65	316.95	322.76	301.93	305.40	321.91	323.39	329.36	353.80
501-599	Wholesale Trade - Commerce de gros	285.94	300.68	314.94	376.90	441.23	510.20	489.17	410.85	416.71	435.74	448.86	453.50	529.25
601-692	Retail trade - Commerce de détail	242.61	249.00	248.16	263.82	257.18	263.90	273.48	270.95	273.65	287.05	287.27	288.69	289.58
601-603	Food, beverage and drug - Aliments, boissons et médicaments	193.56	202.86	205.27	226.29	236.15	243.79	255.76	264.22	265.22	268.56	284.23	271.91	269.07
601	Food stores - Magasins d'alimentation	172.27	181.34	188.34	205.72	213.22	218.79	226.47	228.84	224.71	234.95	248.28	252.00	235.83
631-639	Auto vehicles, parts & access., sales & serv. - Véhicules autos, pièces & access., vente & serv.	345.48	358.64	337.69	355.01	324.35	323.75	340.00	358.00	368.34	365.33	363.14	357.10	372.82
641-641	General merchandise stores - Magasins de marchandises diverses	175.13	178.37	196.67	200.35	208.01	206.44	218.69	177.04	172.16	186.99	204.75	213.69	204.69

Annual Estimates of Employment, Earnings and Hours, 1984-1996, Statistics Canada
Estimations annuelles de l'Emploi, des gains et de la durée du travail, 1984-1996, Statistique Canada

Table 2

Estimates of Average Weekly Earnings (including overtime), for All Employees,
by Industry, Canada, Provinces and Territories.

Tableau 2

Estimations de la rémunération hebdomadaire moyenne (incl.temps suppl.), pour
l'ensemble des salariés, par industrie, Canada, provinces et territoires.

SIC 1980 CTI	Industry Industrie	DOLLARS												
		1984	1985	1986	1987	1988	1989	1990	1991	1992	1993	1994	1995	1996
PRINCE EDWARD ISLAND ILE-DU-PRINCE-ÉDOUARD														
701-761	Finance, insurance & real estate - Finances, assur. & affaires immobilières	\$338.54	\$353.81	\$368.96	\$393.03	\$430.14	\$441.15	\$439.13	\$472.46	\$488.36	\$503.07	\$539.83	\$566.55	\$579.97
701-749	Finance & insurance - Intermédiaires financiers et assurances	347.66	362.21	380.02	407.48	428.57	450.40	453.73	498.18	512.31	540.63	558.98	589.02	587.39
701-709	Deposit accepting intermediaries - Intermédiaires financiers de dépôts	317.17	329.39	333.86	357.07	374.29	408.59	425.81	446.56	471.59	490.26	498.46	521.54	506.74
751-761	Real estate operators & insurance agent - Services immobiliers & agences d'assurances	310.67	327.83	338.05	350.28	434.52	414.67	400.21	410.67	429.90	424.57	490.24	503.66	558.26
771-779	Comm., business & pers. services - Services socio-culturels, comm. et pers.	286.93	300.66	306.16	318.50	341.05	367.09	375.27	396.15	405.23	414.54	406.09	398.93	410.27
851-859	Educational & related services - Services d'enseignement et services annexes	430.11	452.15	445.45	480.69	534.48	569.74	569.71	605.95	626.38	629.37	612.46	596.43	602.95
851	Elementary & secondary education - Enseignement élémentaire et secondaire	443.81	466.23	495.70	512.55	566.13	610.08	597.07	641.98	669.63	665.01	647.03	..	623.75
861-869	Health & social services - Services de soins de santé et services sociaux	302.21	324.50	323.52	343.62	360.34	389.83	402.17	416.98	431.80	436.16	456.17	461.34	486.00
812-837	Public administration - Administration publique	484.29	510.35	536.05	565.03	578.47	565.58	607.97	611.57	650.75	657.81	631.21	618.40	620.02
812-817	Federal administration (exc'l the military) - Administration fédérale (sauf la défense)	522.30	534.30	557.98	593.69	622.83	656.03	723.59	741.24	789.55	791.98	724.80	735.79	702.33
822-827	Provincial administration - Administration provinciale	468.69	511.27	544.48	566.94	562.22	497.70	527.17	523.04	563.91	566.08	537.79	525.32	549.82
451-484	Service producing industries - Branches productrices de services	331.56	348.26	354.24	370.82	387.63	403.19	416.00	427.54	444.68	452.46	448.86	441.81	452.15
041-999	Industrial aggregate - Ensemble des industries	329.62	344.88	351.77	369.09	386.42	401.48	416.92	429.29	444.44	454.00	453.79	466.91	491.04
NOVA SCOTIA NOUVELLE-ÉCOSSE														
041-051	Logging and forestry - Exploitation forestière et serv. forestiers	327.48	333.61	362.82	343.17	367.00	399.88	431.93	463.62	473.90	471.11	491.94	481.03	484.05
061-092	Mining (incl. milling), quarrying and oil wells - Mines (y compris broyage), carrières et puits de pétrole	526.31	551.35	599.43	609.23	640.05	645.95	698.57	737.92	777.53	829.67	845.03	843.60	826.57
061-063	Mining - Mines	470.90	510.98	585.26	610.62	643.43	656.47	704.05	751.11	797.32	814.45	825.19	805.76	..
063	Coal mines - Mines de charbon	488.77	528.46	608.10	637.25	674.58	682.55	738.46	792.64	844.42	867.25	879.04	818.41	..
101-399	Manufacturing - Industries manufacturières	399.63	408.96	433.71	457.45	476.32	498.42	515.77	541.31	560.41	586.59	580.27	583.68	599.72
	Non-durable goods - Biens non durables	436.55	441.87	465.85	493.37	519.59	543.72	552.68	537.09	561.59	591.31	590.32	595.30	598.15
	Durable goods - Biens durables	316.99	331.63	363.80	379.54	392.80	412.12	439.23	550.03	557.92	576.61	561.54	564.53	602.75
101-109	Food - Aliments	270.97	269.09	302.43	320.91	347.67	358.80	367.01	421.65	437.09	452.63	450.58	455.35	503.57
271-279	Paper & allied products - Papier et produits connexes	448.51	461.86	520.21	567.32	587.66	598.18	621.99	797.53	863.13	864.73	864.02	921.92	927.11
281-284	Printing, publishing & allied ind.- Imprimerie, édition et industries connexes	343.05	358.82	392.70	415.61	418.89	417.11	439.44	476.36	466.52	475.44	462.91	499.91	492.11

Annual Estimates of Employment, Earnings and Hours, 1984-1996, Statistics Canada
Estimations annuelles de l'emploi, des gains et de la durée du travail, 1984-1996, Statistique Canada

Table 2

Estimates of Average Weekly Earnings (including overtime), for All Employees,
by Industry, Canada, Provinces and Territories.

Tableau 2

Estimations de la rémunération hebdomadaire moyenne (incl.temps suppl.), pour
l'ensemble des salariés, par industrie, Canada, provinces et territoires.

SIC	Industry	DOLLARS												
		1984	1985	1986	1987	1988	1989	1990	1991	1992	1993	1994	1995	1996
1980														
CTI	Industrie													
NOVA SCOTIA NOUVELLE-ÉCOSSE														
284	Combined publishing & printing - Impression et édition combinées	\$360.90	\$376.08	\$410.08	\$430.71	\$440.38	\$439.43	\$457.93	\$489.47	\$493.76	\$501.77	\$473.79	\$506.17	\$549.02
321-329	Transportation equipment - Matériel de transport	328.21	344.26	375.45	400.54	416.11	451.87	481.80	618.22	611.69	647.19	667.99	655.75	692.68
401-449 Construction - Construction		422.15	434.93	453.27	465.89	482.04	506.51	531.29	552.14	552.78	561.13	547.04	564.89	550.91
401-402	Bldg, developing & general contracting - Constructeurs, promoteurs et entrep. généraux	379.40	393.93	404.74	419.15	449.37	466.23	481.36	492.54	484.79	515.17	491.17	504.55	506.34
401	Residential building & development - Promotion et construction de bâtiments résidentiels	366.13	378.12	388.41	403.94	434.31	451.59	465.71	467.22	455.26	466.32	458.47	467.00	463.76
411-412	Industrial & heavy (engineering) construction - Constr. lourde et industrielle (génie)	512.56	520.16	525.56	534.75	579.79	597.41	636.46	671.63	708.95	657.36	661.44	679.27	674.16
421-429	Trade contracting - Entrepreneurs spécialisés	411.34	426.68	452.87	465.02	466.50	498.83	524.95	541.33	540.50	555.92	541.14	561.49	548.33
441-449	Services incidental to construction - Services relatifs à la construction	455.22	483.58	508.11	528.16	560.18	599.05	595.65	578.30	491.05	504.23	599.04	604.35	551.30
041-449 Goods producing industries - Branches 491-499 productrices de biens		415.66	429.13	455.77	473.28	491.53	510.87	535.65	563.90	578.92	599.95	595.88	600.04	603.71
451-499 Transportation, storage, comm. & other utilities - Transp., entreposage, comm. et autres services publics		457.05	477.67	502.40	516.95	542.46	550.75	584.72	610.11	627.05	634.73	639.94	646.86	645.08
451-479	Transportation & storage - Transport et entreposage	438.11	450.72	469.74	479.99	503.37	503.49	539.85	549.60	567.86	576.82	584.32	583.05	590.49
451-459	Transportation - Transport	438.55	450.98	470.08	480.01	503.34	503.30	539.67	549.73	568.06	577.36	585.49
481-499	Communication & other utilities - Communications et autres services publics	483.27	510.92	542.96	563.91	589.05	605.80	633.21	670.72	686.74	693.46	697.48	708.65	695.69
481-484	Communication - Communications	480.65	497.85	531.23	553.67	581.64	601.19	619.75	655.58	665.64	670.06	670.78	689.71	671.05
491-499	Other Utilities - Autres services publics	490.23	550.13	579.10	595.43	611.55	619.81	672.32	716.47	755.49	769.28	779.94	759.31	769.77
491	Electric power systems - Énergie électrique	507.51	567.81	604.00	623.25	643.60	656.19	714.06	764.70	791.78	829.54	871.57
501-692 Trade - Commerce		241.51	255.42	263.55	267.63	282.71	297.99	314.19	318.68	335.40	332.73	350.06	350.15	366.22
501-599	Wholesale Trade - Commerce de gros	328.66	349.12	358.64	380.27	419.70	448.20	471.35	510.14	515.87	507.54	517.54	518.84	537.73
521-524	Food, beverage, drug & tobacco - Produits alimentaires, boissons, médicaments et tabac	243.63	257.26	234.73	294.19	326.70	369.87	392.97	437.07	474.63	468.61	468.37	469.09	530.79
521	Food - Produits alimentaires	236.12	251.60	225.08	289.11	325.42	368.46	387.64	431.15	464.30	465.38	457.43	454.62	524.45
571-579	Machinery, equipment & supplies - Machines, matériel et fournitures	368.88	398.91	422.55	450.06	498.62	503.41	537.51	561.79	610.08	585.63	617.70	595.71	590.74
579	Other machinery, equipment & supplies - Autres machines, matériel et fournitures	358.67	375.88	402.80	437.14	492.93	477.65	527.95	541.03	605.46	589.42	598.08	604.89	599.85
601-692	Retail trade - Commerce de détail	215.55	230.31	237.60	232.21	240.10	252.92	269.71	263.94	280.33	281.54	295.00	293.96	306.17
601-603	Food, beverage and drug - Aliments, boissons et médicaments	223.24	235.23	246.49	223.70	225.88	241.75	255.09	249.14	267.27	271.38	279.99	276.18	296.72
601	Food stores - Magasins d'alimentation	182.28	188.76	190.87	184.50	185.80	195.78	216.07	236.28	232.84	236.92	243.64	229.91	267.14
611-615	Shoe, apparel, fabric & yarn - Chaussures, vêtements, tissus et filés	174.29	181.57	193.40	206.29	201.79	212.69	224.72	220.34	236.92	226.06	226.87	219.66	224.94
631-639	Auto vehicles, parts & access., sales & serv. - Véhicules autos, pièces & access., vente & serv.	251.04	276.00	274.73	275.72	282.70	288.02	334.65	354.46	361.20	356.64	380.26	391.58	408.09
641-641	General merchandise stores - Magasins de marchandises diverses	177.87	176.68	186.41	189.37	184.02	178.92	192.71	187.21	198.68	209.44	206.86	211.11	225.06
651-692	Other retail n.e.c. - Autres commerces de détail n.c.a.	210.44	238.93	240.70	230.64	251.72	270.72	265.32	239.01	255.91	257.63	285.31	289.54	288.38
701-761 Finance, insurance & real estate - Finances, assur. & affaires immobilières		367.45	396.12	401.57	422.24	441.09	458.82	476.60	500.21	534.94	534.18	560.56	572.32	586.09

Annual Estimates of Employment, Earnings and Hours, 1984-1996, Statistics Canada
Estimations annuelles de l'Emploi, des gains et de la durée du travail, 1984-1996, Statistique Canada

Table 2

Estimates of Average Weekly Earnings (including overtime), for All Employees,
by Industry, Canada, Provinces and Territories.

Tableau 2

Estimations de la rémunération hebdomadaire moyenne (incl. temps suppl.), pour
l'ensemble des salariés, par industrie, Canada, provinces et territoires.

SIC 1980 CTI	Industry Industrie	DOLLARS												
		1984	1985	1986	1987	1988	1989	1990	1991	1992	1993	1994	1995	1996
NOVA SCOTIA NOUVELLE-ÉCOSSE														
701-749	Finance & insurance - Intermédiaires financiers et assurances	\$380.35	\$396.70	\$415.31	\$429.17	\$452.30	\$467.26	\$495.56	\$525.78	\$550.60	\$558.51	\$580.13	\$598.64	\$618.38
701-709	Deposit accepting intermediaries - Intermédiaires financiers de dépôts	350.84	363.56	367.91	375.74	404.73	424.15	445.95	466.20	481.93	491.45	493.91	513.94	530.98
701-702	Banks - Banques	347.63	359.17	364.68	370.59	399.35	421.39	444.48	466.73	479.96	489.24	493.80	512.14	533.01
731-733	Insurance - Assurances	436.56	465.01	473.62	496.78	530.16	531.25	588.31	624.12	620.33	606.94	663.89	678.25	673.65
751-759	Real estate operators (exc'l developers) - Services immobiliers (sauf lotisseurs)	311.14	331.82	342.75	349.80	363.74	396.80	388.36	370.77	384.48	406.39	438.50	432.83	438.93
761-761	Insurance & real estate agent - Agences d'assur. et agences immobilières	343.20	425.37	371.84	430.85	434.33	464.87	459.27	473.56	569.73	525.14	585.47	592.97	590.13
771-779	Comm., business & pers. services - Services socio-culturels, comm. et pers.	331.47	346.96	357.82	363.36	377.00	384.36	407.55	434.38	444.33	450.01	443.44	432.84	433.43
771-779	Business services - Services aux entreprises	348.04	379.74	392.20	366.10	362.67	382.13	426.52	438.65	481.25	481.44	501.19	505.35	495.33
851-859	Educational & related services - Services d'enseignement et services annexes	464.69	492.35	513.62	527.99	544.94	559.82	593.58	626.87	614.38	623.10	622.04	588.39	599.21
851	Elementary & secondary education - Enseignement élémentaire et secondaire	499.99	531.45	555.65	566.29	586.42	605.23	636.83	667.45	669.25	674.81	685.25	652.92	655.16
852	Post-second. non-university education - Enseignement postsecondaire non univers.	418.32	422.73	441.31	482.94	497.13	515.05	568.01	573.34	594.37	591.36	591.69	486.29	565.21
853	University education - Enseignement universitaire	417.62	445.54	467.94	486.63	504.48	513.59	552.28	595.27	550.95	561.69	543.39	527.23	542.07
854	Library services - Bibliothèques	221.82	239.97	236.28	234.24	259.26	275.76	293.91	310.62	313.90	317.89	326.16	311.99	321.30
861-869	Health & social services - Services de soins de santé et services sociaux	330.74	346.90	365.33	371.62	383.72	387.10	409.43	449.81	462.73	464.57	465.10	456.28	455.01
861	Hospitals - Hôpitaux	369.61	395.36	404.84	412.84	426.32	434.44	463.26	535.25	543.94	544.27	549.11	550.00	549.25
911-922	Accommodation, food & beverage services - Hébergement et restauration	164.16	174.39	183.52	188.87	197.37	204.06	205.70	199.84	205.53	209.17	216.49	226.11	223.48
921-922	Food & beverage services - Services de la restauration	164.03	174.05	187.32	188.40	193.39	196.05	194.79	182.76	182.90	189.64	201.97	210.09	212.78
921	Food services - Services de restauration	160.89	170.66	183.68	184.83	189.73	192.53	191.01	180.95	180.63	188.13	199.52	206.76	209.14
961-999	Miscellaneous services - Services divers	209.00	216.91	223.91	230.40	245.35	259.25	279.34	277.40	286.10	307.05	300.93	315.39	319.59
812-837	Public administration - Administration publique	457.43	481.37	508.76	527.04	537.66	576.46	619.25	638.76	667.53	673.27	672.24	644.52	649.17
812-817	Federal administration (exc'l the military) - Administration fédérale (sauf la défense)	515.18	534.74	571.33	599.13	618.67	644.18	698.47	707.79	740.76	754.46	745.87	740.80	747.26
822-827	Provincial administration - Administration provinciale	406.13	449.53	453.07	476.32	478.53	536.53	578.66	620.06	639.98	627.01	654.07	633.00	641.36
832-837	Local administration - Administration locale	330.08	344.92	377.84	376.28	390.09	447.70	475.14	479.43	501.01	520.88	513.46	450.92	454.19
451-484	Service producing industries - Branches productrices de services	345.22	361.33	374.70	382.74	396.17	407.42	431.22	451.49	468.00	469.35	471.51	462.44	468.39
041-999	Industrial aggregate - Ensemble des industries	361.19	376.36	392.60	403.56	418.26	430.63	454.07	474.62	490.31	494.14	495.55	489.15	494.47
NEW BRUNSWICK NOUVEAU-BRUNSWICK														
041-051	Logging and forestry - Exploitation forestière et serv. forestiers	394.02	465.01	498.09	466.65	481.07	517.41	527.35	535.24	545.04	572.21	573.48	593.28	557.51

Annual Estimates of Employment, Earnings and Hours, 1984-1996, Statistics Canada
Estimations annuelles de l'Emploi, des gains et de la durée du travail, 1984-1996, Statistique Canada

Table 2

Estimates of Average Weekly Earnings (including overtime), for All Employees,
by Industry, Canada, Provinces and Territories.

Tableau 2

Estimations de la rémunération hebdomadaire moyenne (incl. temps suppl.), pour
l'ensemble des salariés, par industrie, Canada, provinces et territoires.

SIC 1980 CTI	Industry Industrie	DOLLARS												
		1984	1985	1986	1987	1988	1989	1990	1991	1992	1993	1994	1995	1996
NEW BRUNSWICK NOUVEAU-BRUNSWICK														
041	Logging - Exploitation forestière	\$394.20	\$479.89	\$524.79	\$470.31	\$484.04	\$521.20	\$535.09	\$533.02	\$543.14	\$575.87	\$579.15	\$613.13	\$577.24
061-092 Mining (incl. milling), quarrying and oil wells Mines (y compris broyage), carrières et puits de pétrole		640.56	665.33	659.00	662.27	681.04	722.99	722.65	726.72	731.94	767.67	772.50	748.94	778.30
101-399 Manufacturing - Industries manufacturières		404.70	414.43	446.09	463.25	481.10	519.75	538.11	561.42	570.19	589.62	613.40	635.53	633.97
	Non-durable goods - Biens non durables	410.71	418.95	449.68	465.37	478.08	517.81	533.70	561.70	565.97	593.83	609.41	641.91	658.44
	Durable goods - Biens durables	390.98	404.83	438.83	459.40	486.06	522.73	544.96	560.95	577.65	583.06	620.15	625.83	594.62
101-109	Food - Aliments	308.64	311.53	328.66	346.42	354.38	383.27	407.13	424.04	423.35	443.18	448.88	481.06	509.96
251-259	Wood - Bois	328.69	344.30	370.26	400.38	416.85	435.06	459.22	479.10	488.83	499.85	533.78	543.01	560.65
251	Sawmill, planing mill & shingle mill products - Scieries, ateliers de rabotage et usines de bardeaux	338.59	357.01	376.28	413.23	446.50	448.56	473.02	475.30	522.35	532.00	550.94	557.46	567.08
271-279	Paper & allied products - Papier et produits connexes	648.66	668.13	728.82	767.11	790.68	831.85	879.71	907.13	921.20	973.17	989.73	1,041.14	1,002.97
271	Pulp & paper - Pâtes et papiers	660.82	690.78	753.53	794.91	828.33	857.46	910.87	937.10	953.41	1,011.59	1,037.70	1,096.51	1,065.40
281-284	Printing, publishing & allied ind. - Imprimerie, édition et industries connexes	291.28	294.79	296.11	333.36	341.67	377.54	363.31	390.02	453.31	404.14	436.84	440.96	518.30
401-449 Construction - Construction		396.15	416.06	423.73	444.56	466.47	516.98	513.54	542.07	556.77	565.98	540.71	560.73	562.05
401-402	Bldg, developing & general contracting - Constructeurs, promoteurs et entrep. généraux	372.31	360.92	365.09	367.26	377.68	382.32	444.50	472.79	495.56	499.39	499.55	488.20	478.40
401	Residential building & development - Promotion et construction de bâtiments résidentiels	348.54	336.12	339.73	342.60	352.64	357.33	416.44	426.14	454.46	480.06	473.90	461.65	461.49
411-412	Industrial & heavy (engineering) construction - Constr. lourde et industrielle (génie)	454.88	462.07	500.30	534.64	571.99	644.14	666.39	647.40	615.76	626.26	596.02	615.19	657.73
421-429	Trade contracting - Entrepreneurs spécialisés	393.84	425.14	421.41	449.62	470.64	533.36	504.60	543.96	567.13	578.58	539.72	570.75	560.76
041-449 Goods producing industries - Branches 491-499 productrices de biens		424.74	445.50	469.24	480.84	498.43	539.53	552.93	577.13	589.34	608.28	617.02	638.13	629.05
451-499 Transportation, storage, comm. & other utilities - Transp., entreposage, comm. et autres services publics		467.57	481.77	507.51	518.68	538.45	569.01	597.30	662.83	656.51	667.03	671.36	678.90	667.47
451-479	Transportation & storage - Transport et entreposage	440.38	444.66	468.89	477.20	491.75	520.47	544.60	600.68	618.06	623.25	634.70	640.49	648.09
451-459	Transportation - Transport	442.80	446.46	470.89	479.33	493.51	522.03	546.85	603.30	621.41	627.71	639.25	646.10	652.09
481-499	Communication & other utilities - Communications et autres services publics	516.57	549.89	577.69	586.52	607.43	642.03	668.43	735.75	700.37	722.27	716.09	730.92	695.46
481-484	Communication - Communications	509.46	539.63	560.78	568.40	576.16	600.60	607.87	700.46	635.18	651.74	641.78	638.63	644.30
491-499	Other Utilities - Autres services publics	525.46	563.48	600.22	611.23	653.03	699.52	755.51	784.59	795.60	818.71	840.20	883.25	784.63
491	Electric power systems - Énergie électrique	564.59	605.76	642.87	652.34	698.95	741.68	782.49	805.42	822.49	872.90	873.37	921.15	812.50
501-692 Trade - Commerce		248.04	255.19	270.65	274.70	286.79	292.50	307.77	323.16	336.15	345.45	343.87	351.66	362.61
501-599	Wholesale Trade - Commerce de gros	354.59	362.52	386.61	392.50	412.70	423.12	434.57	469.34	492.14	481.82	503.86	504.63	521.64
601-692	Retail trade - Commerce de détail	212.59	219.44	229.86	232.07	239.13	244.11	258.71	267.03	275.58	292.32	291.24	295.92	303.13
601-603	Food, beverage and drug - Aliments, boissons et médicaments	220.54	222.34	223.24	229.06	226.07	216.42	237.31	259.84	262.41	269.82	265.85	265.28	267.53
601	Food stores - Magasins d'alimentation	204.55	203.56	198.37	204.79	200.84	195.34	210.22	231.54	236.86	245.15	249.56	243.24	241.78
631-639	Auto vehicles, parts & access., sales & serv. Véhicules autos, pièces & access., vente & serv.	262.59	277.20	287.07	286.70	297.69	318.16	325.88	365.82	363.69	408.09	385.28	396.90	418.32

Annual Estimates of Employment, Earnings and Hours, 1984-1996, Statistics Canada
Estimations annuelles de l'Emploi, des gains et de la durée du travail, 1984-1996, Statistique Canada

Table 2

Estimates of Average Weekly Earnings (including overtime), for All Employees,
by Industry, Canada, Provinces and Territories.

Tableau 2

Estimations de la rémunération hebdomadaire moyenne (incl. temps suppl.), pour
l'ensemble des salariés, par industrie, Canada, provinces et territoires.

SIC 1980 CTI	Industry Industrie	DOLLARS												
		1984	1985	1986	1987	1988	1989	1990	1991	1992	1993	1994	1995	1996
NEW BRUNSWICK NOUVEAU-BRUNSWICK														
641-641	General merchandise stores - Magasins de marchandises diverses	\$169.01	\$165.39	\$181.34	\$188.12	\$197.39	\$193.28	\$206.67	\$186.90	\$194.15	\$205.22	\$213.77	\$215.72	\$220.73
701-761	Finance, insurance & real estate - Finances, assur. & affaires immobilières	388.13	401.69	422.66	437.13	468.17	487.12	503.68	501.19	497.20	518.77	546.51	586.68	592.20
701-749	Finance & insurance - Intermédiaires financiers et assurances	389.55	412.24	437.94	455.73	487.57	509.63	510.52	505.87	521.12	533.80	548.62	579.73	600.34
701-709	Deposit accepting intermediaries - Intermédiaires financiers de dépôts	335.80	341.82	343.20	368.51	372.66	405.35	421.93	435.04	450.67	458.14	473.09	490.62	499.68
731-733	Insurance - Assurances	422.29	451.61	470.59	511.39	533.78	561.04	581.59	576.52	654.17	666.76	670.78	725.48	712.79
741-749	Other financial intermediaries - Autres intermédiaires financiers	835.42	982.06	1,131.36	1,365.46	1,196.10	1,406.20	1,145.23	968.44	1,189.40	820.08	980.50	1,313.85	1,542.77
751-759	Real estate operators (exc'l developers) - Services immobiliers (sauf lotisseurs)	259.98	292.18	346.47	314.40	336.92	365.56	388.71	388.42	383.97	423.85	462.11	430.36	445.31
761-761	Insurance & real estate agent - Agences d'assur. et agences immobilières	445.05	421.22	416.45	457.56	480.70	500.26	546.99	557.74	513.40	522.74	583.86	675.57	636.16
771-779	Comm., business & pers. services - Services socio-culturels, comm. et pers.	332.25	342.77	347.17	348.12	355.02	371.55	395.83	422.76	430.47	436.18	436.65	437.33	441.57
771-779	Business services - Services aux entreprises	345.17	360.88	371.21	342.22	351.64	374.01	412.40	461.60	457.78	462.02	476.60	489.04	506.02
851-859	Educational & related services - Services d'enseignement et services annexes	491.01	507.60	520.48	531.96	545.11	554.82	583.33	608.06	610.95	608.10	600.98	614.26	602.42
851	Elementary & secondary education - Enseignement élémentaire et secondaire	503.06	517.37	526.70	542.96	561.59	564.16	587.34	614.26	612.27	606.13	586.52	596.46	594.45
861-869	Health & social services - Services de soins de santé et services sociaux	341.66	355.46	353.93	367.52	378.29	400.88	418.63	439.06	447.78	459.11	474.64	475.66	476.14
861	Hospitals - Hôpitaux	368.68	380.98	389.53	402.34	428.50	441.97	459.85	504.56	510.77	528.13	541.14	541.08	549.99
911-922	Accommodation, food & beverage services - Hébergement et restauration	135.45	145.25	155.21	158.77	153.42	169.06	179.64	191.15	192.03	192.19	198.48	203.77	216.31
921-922	Food & beverage services - Services de la restauration	131.34	138.07	146.38	154.43	148.78	162.26	168.90	181.43	182.22	183.50	188.12	191.40	204.86
921	Food services - Services de restauration	132.68	139.39	147.80	155.96	150.67	163.83	170.36	183.03	184.03	185.63	189.91	192.90	206.06
961-999	Miscellaneous services - Services divers	241.41	274.80	275.61	252.10	247.98	261.99	278.22	307.12	324.48	339.47	333.59	342.93	331.26
812-837	Public administration - Administration publique	491.88	510.92	523.90	516.04	546.25	556.41	584.00	603.77	655.48	680.50	680.49	677.87	667.69
812-817	Federal administration (exc'l the military) - Administration fédérale (sauf la défense)	543.48	572.64	649.38	645.66	662.21	656.27	712.00	722.82	756.20	778.72	759.30	739.92	732.77
822-827	Provincial administration - Administration provinciale	499.30	513.72	456.29	438.48	477.03	480.12	480.80	523.75	599.41	614.52	622.34	638.64	668.21
832-837	Local administration - Administration locale	355.39	371.21	375.92	409.30	438.52	520.92	550.02	548.64	563.71	624.92	638.24	640.42	563.68
451-484	Service producing industries - Branches productrices de services	353.35	362.45	374.34	375.91	386.34	400.26	420.29	445.08	459.76	469.50	467.15	472.81	478.39
041-999	Industrial aggregate - Ensemble des industries	371.36	382.71	398.37	402.74	416.64	437.71	453.86	477.74	491.68	502.13	500.82	510.18	511.68
QUÉBEC														
041-051	Logging and forestry - Exploitation forestière et serv. forestiers	450.97	449.77	481.24	513.76	526.70	564.42	607.02	647.73	662.73	649.84	644.97	615.45	654.19

Annual Estimates of Employment, Earnings and Hours, 1984-1996, Statistics Canada
Estimations annuelles de l'Emploi, des gains et de la durée du travail, 1984-1996, Statistique Canada

Table 2

Estimates of Average Weekly Earnings (including overtime), for All Employees,
by Industry, Canada, Provinces and Territories.

Tableau 2

Estimations de la rémunération hebdomadaire moyenne (incl.temps suppl.), pour
l'ensemble des salariés, par industrie, Canada, provinces et territoires.

SIC	Industry	DOLLARS												
		1984	1985	1986	1987	1988	1989	1990	1991	1992	1993	1994	1995	1996
CTI	Industrie													
QUÉBEC														
061-092 Mining (incl. milling), quarrying and oil wells Mines (y compris broyage), carrières et puits de pétrole		\$564.69	\$593.07	\$617.84	\$640.02	\$697.98	\$707.46	\$747.37	\$800.56	\$838.08	\$836.32	\$852.57	\$890.89	\$954.50
061-063	Mining - Mines	584.02	598.93	626.69	657.22	706.21	724.05	783.85	832.05	876.62	871.31	913.36	933.45	1,009.85
061	Metal mines - Mines de métaux	594.51	616.83	642.18	672.25	721.17	742.58	811.57	869.77	913.96	908.06	958.67	981.41	1,078.92
062	Non-metal mines (except coal) - Mines de minerais non métalliques (sauf le charbon)	558.08	550.87	580.29	613.62	657.52	667.84	697.35	727.42	779.65	783.46	801.36
091-092	Services incidental to mineral extraction - Industrie des services miniers	549.27	594.56	596.15	633.56	761.44	765.25	737.56	786.84	797.21	810.61	781.49	924.09	921.97
092	Services incidental to mining - Services relatifs à l'extraction minière	542.41	588.66	589.92	627.32	755.31	759.70	730.69	786.62	808.90	815.05	780.93
101-399 Manufacturing - Industries manufacturières		442.78	457.12	466.74	488.61	509.73	536.62	565.43	580.16	607.47	618.91	624.82	626.32	639.91
Non-durable goods - Biens non durables		434.34	445.83	458.03	476.43	498.92	521.24	545.95	566.16	587.98	589.60	593.29	600.88	609.42
Durable goods - Biens durables		453.59	471.46	477.83	503.75	522.36	554.30	589.12	597.17	629.00	654.01	661.22	653.42	672.48
101-109	Food - Aliments	417.69	416.81	440.18	458.91	473.59	497.72	513.15	525.74	526.76	540.36	532.88	552.37	557.44
107	Bakery products - Produits de boulangerie- pâtisserie	350.98	335.32	361.16	391.19	409.39	431.12	451.10	489.61	504.09	517.26	529.75	514.18	506.23
109	Other food products - Autres produits alimentaires	438.93	446.81	479.98	516.82	531.41	572.62	608.17	595.33	560.84	551.36	549.94	562.11	562.56
243-249	Clothing - Habillement	312.07	326.83	326.73	325.70	321.68	348.11	370.09	381.14	376.36	372.47	375.09	391.16	412.17
243	Men's & boys' clothing - Vêtements pour hommes et garçons	310.77	300.57	323.33	325.12	336.35	351.45	364.55	395.65	361.94	368.04	374.72	364.62	405.45
244	Women's clothing - Vêtements pour dames	324.21	346.23	332.98	334.21	313.45	355.90	375.01	378.00	381.89	385.16	382.73	407.64	420.94
245-249	Clothing n.e.c. - Habillement n.c.a.	304.58	328.12	324.17	319.40	320.08	340.70	370.47	374.01	385.02	365.63	369.63	403.34	410.05
251-259	Wood - Bois	381.30	407.96	398.53	417.92	428.94	454.84	480.82	502.17	523.53	514.27	524.08	549.14	575.50
251	Sawmill, planing mill & shingle mill products - Scieries, ateliers de rabotage et usines de bardeaux	458.40	513.79	492.60	524.33	536.65	586.33	576.72	556.47	544.16	551.89	557.84	606.47	617.24
254	Sash, doors & other millwork - Portes, châssis et autres bois travaillés	307.53	325.32	304.13	340.93	338.31	376.81	397.80	465.38	482.67	474.66	478.74	473.35	520.84
271-279	Paper & allied products - Papier et produits connexes	572.28	598.65	626.48	649.45	677.86	707.44	723.48	761.72	789.56	808.13	836.22	856.76	890.19
271	Pulp & paper - Pâtes et papiers	599.60	629.66	663.61	687.21	721.25	756.49	772.88	816.91	867.34	890.77	906.52	915.47	955.92
279	Other converted paper products - Autres produits en papier transformé	489.41	513.66	521.24	546.13	556.67	579.80	607.96	642.84	632.18	616.57	659.15	708.85	..
281-284	Printing, publishing & allied ind.- Imprimerie, édition et industries connexes	413.80	423.49	433.21	453.13	500.63	508.73	550.82	575.45	590.18	609.04	591.81	591.11	597.62
281	Commercial printing - Impression commerciale	405.05	405.56	405.54	440.85	491.39	500.11	548.73	567.12	581.26	608.05	570.74	566.72	580.79
291-299	Primary metals - Première transformation des métaux	592.95	612.16	622.66	650.06	665.96	709.54	756.21	786.39	822.24	851.70	859.87	867.39	908.32
295	Non-ferrous metal smelting & refining - Fonte et affinage des métaux non-ferreux	635.91	664.90	670.07	696.17	717.93	779.14	838.83	868.12	920.24	939.42	961.98	955.25	1,005.25
301-309	Fabricated metal products - Fabrication des produits métalliques	433.94	443.60	454.34	475.94	501.26	524.78	564.18	548.14	585.34	577.09	602.84	598.92	619.62
308	Machine shops - Ateliers d'usinage	451.94	471.33	458.24	467.67	517.98	597.34	639.30	539.64	537.50	522.10	542.12	562.63	582.45
321-329	Transportation equipment - Matériel de transport	530.81	570.16	577.24	596.04	615.62	644.69	677.73	715.83	737.78	775.00	790.93	782.49	799.17
321	Aircraft & aircraft parts - Aéronefs et pièces d'aéronefs	571.28	606.45	639.80	663.17	698.51	727.85	742.12	780.55	812.21	849.72	875.14	902.00	896.53
331-339	Electrical & electronic products - Produits électriques et électroniques	488.01	508.95	527.26	548.92	579.92	612.24	651.14	676.79	736.06	758.03	735.58	716.23	706.50
335	Communication & other electronic equip. - Équip. de comm. et autre matériel électronique	533.91	552.94	568.95	593.84	620.90	656.35	697.94	720.27	774.66	847.75	822.62	755.21	747.73
371-379	Chemical & chemical products - Produits chimiques	504.41	532.70	555.25	588.38	606.90	637.93	688.83	707.15	736.02	760.12	785.47	761.69	744.15

Annual Estimates of Employment, Earnings and Hours, 1984-1996, Statistics Canada
Estimations annuelles de l'Emploi, des gains et de la durée du travail, 1984-1996, Statistique Canada

Table 2

Estimates of Average Weekly Earnings (including overtime), for All Employees,
by Industry, Canada, Provinces and Territories.

Tableau 2

Estimations de la rémunération hebdomadaire moyenne (incl.temps suppl.), pour
l'ensemble des salariés, par industrie, Canada, provinces et territoires.

SIC 1980 CTI	Industry Industrie	DOLLARS												
		1984	1985	1986	1987	1988	1989	1990	1991	1992	1993	1994	1995	1996
QUÉBEC														
374	Pharmaceuticals & medicine - Produits pharmaceutiques et médicaments	\$484.07	\$512.79	\$524.02	\$569.04	\$588.86	\$635.86	\$693.81	\$719.00	\$749.07	\$830.67	\$831.51	\$860.64	\$820.74
379	Other chemical products - Autres produits chimiques	508.26	529.66	564.48	589.27	585.53	602.75	656.43	689.55	762.11	745.15	709.77	712.20	722.74
391-399	Other manufacturing industries - Autres industries manufacturières	325.87	334.74	347.49	357.75	369.81	406.94	439.96	451.86	441.54	493.52	516.95	486.56	522.26
401-449	Construction - Construction	533.44	547.70	549.69	577.47	586.50	622.20	654.59	683.68	683.48	671.32	670.12	687.61	692.66
401-402	Bldg, developing & general contracting - Constructeurs, promoteurs et entrep. généraux	547.86	561.16	549.60	571.36	572.69	604.42	664.79	711.47	670.80	685.18	637.05	632.32	636.72
401	Residential building & development - Promotion et construction de bâtiments résidentiels	479.12	490.15	481.47	501.36	499.51	522.14	561.78	624.85	603.22	596.19	548.49	576.08	585.75
402	Non-residential building & development - Promotion et constr. de bâtiments non résidentiels	661.77	679.07	662.67	685.15	693.09	735.75	815.35	845.48	830.21	889.18	801.36	738.75	748.05
411-412	Industrial & heavy (engineering) construction - Constr. lourde et industrielle (génie)	577.46	587.81	568.91	640.83	650.22	726.70	708.79	764.02	742.93	741.83	775.07	777.30	791.99
412	Highway & heavy constr. - Constr. de routes et constr. lourde	584.74	585.56	560.44	624.88	626.88	701.46	674.52	665.48	715.13	725.16	731.97	706.76	745.53
421-429	Trade contracting - Entrepreneurs spécialisés	522.09	540.64	550.54	573.93	585.28	616.73	646.36	662.32	674.29	653.60	661.21	686.97	692.55
041-449	Goods producing industries - Branches productrices de biens	470.90	488.02	496.14	520.34	541.14	568.94	599.63	621.05	643.99	652.22	657.92	660.16	670.22
451-499	Transportation, storage, comm. & other utilities - Transp., entreposage, comm. et autres services publics	526.96	547.01	564.53	584.90	610.52	625.79	644.78	687.81	697.76	698.46	716.72	729.57	720.39
451-479	Transportation & storage - Transport et entreposage	493.48	509.25	525.41	539.24	575.97	582.38	602.27	632.41	631.49	625.77	647.54	657.69	656.72
451-459	Transportation - Transport	493.72	509.24	526.29	539.04	576.68	582.78	603.05	633.25	632.55	627.19	647.90	657.29	656.72
456	Truck transport - Camionnage	484.08	485.36	481.06	514.24	533.75	512.52	516.53	542.71	540.46	543.80	554.48	558.11	552.88
457	Public passenger transit systems - Transport en commun	415.65	449.54	485.22	472.14	508.17	527.00	565.25	553.02	540.15	525.64	572.14	588.16	586.90
458-459	Transportation n.e.c. - Transport n.c.a.	451.46	464.34	474.81	516.47	571.56	587.27	554.93	604.24	596.40	586.78	608.77	641.99	676.73
481-499	Communication & other utilities - Communications et autres services publics	573.11	594.25	613.04	645.60	656.65	683.51	699.51	754.86	776.06	788.50	797.29	811.34	796.86
481-484	Communication - Communications	529.64	544.88	566.24	585.09	581.50	628.50	637.44	669.22	693.85	685.65	703.00	731.00	715.78
481	Telecommunication broadcasting - Diffusion des télécommunications	513.67	538.66	554.86	605.87	636.04	671.72	699.89	744.82	777.73	813.70	821.00	880.96	..
482	Telecommunication carriers - Transmission des télécommunications	580.44	591.78	621.21	649.16	633.61	703.89	726.93	774.33	808.97	811.59	844.55	867.26	865.89
484	Postal & courier service - Services postaux et services de messagers	472.59	490.87	503.35	487.29	483.06	493.30	479.66	491.71	499.51	488.51	485.10	485.42	496.96
491-499	Other Utilities - Autres services publics	671.14	701.88	720.77	777.48	805.57	791.65	821.64	912.09	924.75	964.06	974.36	965.12	956.35
491	Electric power systems - Énergie électrique	719.86	750.40	762.69	828.19	872.72	852.33	861.39	967.41	977.56	1,029.67	1,036.85	1,035.58	1,025.99
501-692	Trade - Commerce	279.46	293.16	305.54	313.60	329.70	345.16	364.46	374.02	390.20	397.25	401.39	409.26	410.49
501-599	Wholesale Trade - Commerce de gros	383.31	411.14	432.97	441.19	454.40	478.85	505.39	517.16	559.05	563.62	551.61	555.36	563.45
521-524	Food, beverage, drug & tobacco - Produits alimentaires, boissons, médicaments et tabac	406.84	421.12	446.11	441.07	449.28	448.28	483.84	504.41	589.16	550.35	540.08	526.47	546.25
521	Food - Produits alimentaires	409.01	405.89	448.21	441.47	446.11	436.97	468.99	479.42	577.85	539.16	536.62	533.16	545.05
561-563	Metals, hardware, plumbing, heating & building materials - Métaux, quincaillerie, matér. de plomberie, de chauffage et de construction	390.37	429.41	441.83	452.95	459.83	516.36	517.10	509.94	518.96	520.97	506.87	519.50	535.38
563	Lumber & building materials - Bois et matériaux de construction	414.33	441.37	461.16	460.94	444.62	532.06	478.12	475.92	499.24	486.07	477.84	477.79	488.21

Annual Estimates of Employment, Earnings and Hours, 1984-1996, Statistics Canada
Estimations annuelles de l'Emploi, des gains et de la durée du travail, 1984-1996, Statistique Canada

Table 2

Estimates of Average Weekly Earnings (including overtime), for All Employees,
by Industry, Canada, Provinces and Territories.

Tableau 2

Estimations de la rémunération hebdomadaire moyenne (incl.temps suppl.), pour
l'ensemble des salariés, par industrie, Canada, provinces et territoires.

SIC 1980 CTI	Industry Industrie	DOLLARS												
		1984	1985	1986	1987	1988	1989	1990	1991	1992	1993	1994	1995	1996
QUÉBEC														
571-579	Machinery, equipment & supplies - Machines, matériel et fournitures	\$430.04	\$453.29	\$469.95	\$495.51	\$504.45	\$516.32	\$559.88	\$555.59	\$623.90	\$619.31	\$602.55	\$622.83	\$627.24
573	Industrial machinery, equipment & supplies - Machines, matériel et fournitures industriels	435.41	457.51	465.54	503.53	543.31	555.18	605.12	579.10	589.27	657.97	589.85	619.88	621.03
574	Electrical & electronic mach. equip. & supplies - Machines, matér., fourn. électric. & électro.	530.36	575.88	625.45	652.58	636.12	665.15	667.88	671.47	670.12	685.42	679.71	666.19	682.63
579	Other machinery, equipment & supplies - Autres machines, matériel et fournitures	354.13	361.02	366.78	412.38	417.99	423.71	464.75	486.67	634.99	573.11	569.52	599.04	596.13
591-599	Other wholesale products - Autres produits divers, commerce de gros	359.90	401.32	408.60	415.33	429.64	425.56	452.35	501.08	523.62	536.98	525.65	533.43	516.33
601-692	Retail trade - Commerce de détail	243.12	249.09	260.69	268.07	283.64	293.31	308.68	315.67	316.76	320.93	331.97	337.05	334.69
601-603	Food, beverage and drug - Aliments, boissons et médicaments	258.04	263.56	261.16	265.42	271.53	269.53	283.12	283.37	281.01	285.80	299.45	297.79	288.64
601	Food stores - Magasins d'alimentation	258.51	261.49	257.91	259.30	266.10	261.09	275.40	269.95	262.47	271.52	287.44	281.29	277.48
603	Prescription drugs & patent medicine stores - Mag. de médicaments sur ordonnance & brevetés	220.32	231.13	217.42	237.43	243.24	246.68	274.43	294.24	302.65	298.09	309.42	322.09	292.76
611-615	Shoe, apparel, fabric & yarn - Chaussures, vêtements, tissus et filés	205.17	202.89	216.59	226.35	232.79	240.34	255.00	265.44	256.73	265.77	271.61	266.40	272.49
611	Shoe stores - Magasins de chaussures	210.83	214.67	218.47	232.34	258.97	259.87	273.91	289.43	274.63	261.69	266.37	279.92	279.13
613	Women's clothing stores - Magasins de vêtements pour dames	232.55	217.31	221.99	227.17	228.28	244.51	260.09	267.88	235.33	247.75	269.41	251.35	270.11
614	Clothing stores n.e.c. - Magasins de vêtements n.c.a.	151.79	159.66	173.38	177.61	176.28	191.41	214.82	240.83	239.27	260.50	258.61	259.39	259.79
621-623	Household furniture, appliances & furnishings - Meubles, appareils et accessoires de maison	278.26	269.86	271.20	295.18	332.78	333.29	362.92	373.32	372.16	345.63	366.88	364.85	366.33
621	Household furniture stores - Magasins de meubles de maison	302.75	273.41	273.52	306.89	325.45	327.78	370.81	393.42	390.81	431.98	412.26	410.62	409.21
622	Appliance, TV, radio & stereo stores - Magasins ménagers, tv, radio & appar. stéréo	229.17	238.42	254.01	261.96	335.26	326.70	368.10	367.28	377.40	308.29	343.43	352.85	351.44
623	Household furnishings stores - Magasins d'accessoires d'ameublement	311.03	303.88	286.80	313.29	345.09	354.70	338.72	340.12	340.85	303.38	337.42	316.82	323.68
631-639	Auto vehicles, parts & access., sales & serv. Véhicules autos, pièces & access., vente & serv.	251.29	264.37	295.86	307.84	337.53	377.87	395.10	405.55	410.66	430.70	450.95	470.17	471.92
631	Automobile dealers - Concessionnaires d'automobiles	320.16	344.86	377.92	389.42	434.38	463.94	494.74	527.07	565.47	571.04	581.59	605.77	584.78
633	Gasoline service stations - Stations-service	206.54	190.43	217.61	249.19	257.88	277.58	296.09	287.11	301.85	322.79	292.78	302.78	314.98
635	Motor vehicle repair shops - Ateliers de réparation d'automobiles	238.37	255.91	280.31	295.28	327.90	389.58	404.73	447.82	383.98	400.44	435.81	440.49	439.53
641-641	General merchandise stores - Magasins de marchandises diverses	209.77	210.88	228.09	230.84	238.88	248.75	271.61	268.99	280.78	285.59	297.03	291.44	296.36
651-692	Other retail n.e.c. - Autres commerces de détail n.c.a.	227.49	245.05	259.60	261.02	278.51	263.24	269.51	296.69	289.74	284.49	288.24	312.07	305.21
701-761	Finance, insurance & real estate - Finances, assur. & affaires immobilières	400.74	417.08	449.04	459.24	477.38	488.78	525.18	540.37	598.88	595.67	591.82	609.83	639.49
701-749	Finance & insurance - Intermédiaires financiers et assurances	417.02	433.36	465.61	470.65	489.16	505.54	544.83	573.52	630.54	634.10	628.81	648.08	676.26
701-709	Deposit accepting intermediaries - Intermédiaires financiers de dépôts	385.28	388.63	401.62	414.07	440.55	468.70	491.67	509.92	545.54	554.94	573.49	582.50	590.81
701-702	Banks - Banques	407.78	413.82	427.43	439.89	468.79	495.93	522.02	539.74	573.42	589.67	580.12	622.12	634.59
705	Credit unions - Caisses d'épargne et de crédit	343.13	343.42	355.03	365.73	388.22	416.11	434.61	455.74	485.85	492.78	539.40	517.02	525.18
721-729	Investment intermediaries - Intermédiaires d'investissement	447.10	491.23	589.69	541.27	539.66	503.68	571.50	666.56	826.34	808.95	699.19	784.16	811.15
731-733	Insurance - Assurances	450.94	467.21	474.43	487.33	520.11	553.63	603.73	617.51	598.55	624.27	627.33	639.80	664.11
751-759	Real estate operators (exc'l developers) - Services immobiliers (sauf lotisseurs)	281.16	279.42	308.31	358.62	394.64	391.10	407.71	403.14	444.07	450.00	437.59	433.71	464.42

Annual Estimates of Employment, Earnings and Hours, 1984-1996, Statistics Canada
Estimations annuelles de l'Emploi, des gains et de la durée du travail, 1984-1996, Statistique Canada

Table 2

Estimates of Average Weekly Earnings (including overtime), for All Employees,
by Industry, Canada, Provinces and Territories.

Tableau 2

Estimations de la rémunération hebdomadaire moyenne (incl.temps suppl.), pour
l'ensemble des salariés, par industrie, Canada, provinces et territoires.

SIC 1980 CTI	Industry Industrie	DOLLARS												
		1984	1985	1986	1987	1988	1989	1990	1991	1992	1993	1994	1995	1996
QUÉBEC														
761-761	Insurance & real estate agent - Agences d'assur. et agences immobilières	\$436.04	\$465.92	\$489.00	\$484.99	\$472.47	\$466.66	\$501.14	\$484.59	\$541.76	\$500.37	\$518.45	\$546.02	\$593.16
771-779	Comm., business & pers. services - Services socio-culturels, comm. et pers.	342.52	346.57	351.99	369.91	393.40	404.16	432.78	458.43	469.78	479.05	483.55	483.04	489.91
771-779	Business services - Services aux entreprises	353.14	374.03	371.41	397.38	438.25	484.18	528.87	539.47	561.24	555.21	575.57	588.58	600.94
775	Arch., eng. & other scientific & tech. serv. - Arch., ingénieurs et autres serv. scient. et tech.	468.96	504.70	473.77	481.29	517.53	570.43	632.40	654.50	717.73	733.22	767.91	798.65	793.71
779	Other business services - Autres services aux entreprises	347.39	376.27	353.65	395.79	411.75	412.46	460.41	443.37	444.22	418.51	465.17	492.19	479.40
851-859	Educational & related services - Services d'enseignement et services annexes	501.35	508.11	511.05	535.14	569.33	579.80	605.91	650.27	661.94	668.45	654.59	653.87	658.51
851	Elementary & secondary education - Enseignement élémentaire et secondaire	526.76	538.58	539.37	566.70	601.76	604.15	637.19	682.29	690.64	693.76	676.12	676.21	681.95
852	Post-second. non-university education - Enseignement postsecondaire non univers.	490.16	489.23	495.24	514.29	549.99	554.52	585.13	632.01	637.60	664.19	662.82	669.53	686.52
853	University education - Enseignement universitaire	450.83	448.33	453.62	478.24	515.08	545.60	569.96	608.15	621.33	638.01	618.24	616.35	623.05
861-869	Health & social services - Services de soins de santé et services sociaux	325.78	332.51	339.42	358.76	381.53	393.44	421.08	465.44	472.43	485.09	490.27	488.24	495.83
861	Hospitals - Hôpitaux	327.73	336.44	338.17	359.02	385.25	389.71	434.21	491.56	512.58	528.37	529.89	528.55	537.67
862	Other institutional health & social services - Autres établ. de soins de santé & serv. sociaux	299.36	311.47	313.57	321.43	339.04	347.13	366.35	411.25	431.03	427.40	435.53	444.18	451.73
911-922	Accommodation, food & beverage services - Hébergement et restauration	179.74	184.55	186.15	199.72	205.29	204.46	212.77	213.17	228.52	222.18	228.27	235.51	234.39
911	Hotels, motels & tourist courts - Hôtels, motels et camps pour touristes	221.48	252.18	253.78	275.99	254.77	255.47	273.74	275.44	278.33	289.11	307.59	306.40	306.25
921-922	Food & beverage services - Services de la restauration	169.68	168.22	168.58	175.39	185.19	182.75	189.58	193.21	201.97	198.07	209.91	220.20	220.00
921	Food services - Services de restauration	169.43	167.88	168.19	175.19	185.22	183.04	189.80	193.51	200.90	198.54	211.93	223.04	221.57
961-999	Miscellaneous services - Services divers	285.56	296.35	317.43	320.91	335.89	361.26	358.44	372.04	378.70	396.47	382.62	390.15	399.64
991-999	Other services - Autres services	310.12	308.56	344.03	372.70	382.69	386.81	336.14	370.81	378.79	401.11	381.70	389.22	394.24
990	Other services n.e.c. - Autres services n.c.a.	353.73	340.35	370.92	405.47	434.00	439.57	340.05	400.74	390.68	408.81	395.50	405.48	403.04
995	Services to buildings & dwellings - Serv. relatifs aux bâtiments et habitations	252.85	266.82	340.03	381.78	342.91	335.11	339.49	326.83	341.83	360.51	329.50	333.71	343.37
812-837	Public administration - Administration publique	514.66	534.43	550.59	584.48	598.82	628.93	692.02	693.03	709.46	727.38	725.54	722.23	710.49
812-817	Federal administration (exc'l the military) - Administration fédérale (sauf la défense)	557.15	574.84	596.77	635.63	651.13	691.14	753.88	758.04	796.76	816.71	822.41	843.22	827.76
822-827	Provincial administration - Administration provinciale	510.32	522.60	528.35	575.52	591.12	638.43	702.67	715.79	713.91	712.43	699.40	674.88	678.24
832-837	Local administration - Administration locale	485.83	512.54	533.10	552.50	565.95	569.60	633.59	622.09	639.75	672.11	676.69	680.39	655.93
451-484	Service producing industries - Branches productrices de services	366.59	374.67	384.67	399.48	419.83	433.70	461.21	482.87	502.21	508.01	511.91	514.38	517.26
041-999	Industrial aggregate - Ensemble des industries	393.88	404.84	414.42	431.87	452.41	469.80	496.31	516.32	535.49	542.42	546.81	549.64	554.35
ONTARIO														
041-051	Logging and forestry - Exploitation forestière et serv. forestiers	533.26	535.15	579.22	587.81	609.32	677.22	678.09	731.81	764.11	768.61	801.73	802.86	790.73

Annual Estimates of Employment, Earnings and Hours, 1984-1996, Statistics Canada
Estimations annuelles de l'Emploi, des gains et de la durée du travail, 1984-1996, Statistique Canada

Table 2

Estimates of Average Weekly Earnings (including overtime), for All Employees,
by Industry, Canada, Provinces and Territories.

Tableau 2

Estimations de la rémunération hebdomadaire moyenne (incl.temps suppl.), pour
l'ensemble des salariés, par industrie, Canada, provinces et territoires.

SIC 1980 CTI	Industry Industrie	DOLLARS												
		1984	1985	1986	1987	1988	1989	1990	1991	1992	1993	1994	1995	1996
ONTARIO														
041	Logging - Exploitation forestière	\$573.54	\$586.77	\$617.43	\$626.39	\$654.66	\$717.51	\$721.49	\$751.28	\$803.21	\$797.41	\$856.36	\$835.34	\$861.61
051	Forestry services - Services forestiers	371.85	366.55	437.80	439.35	443.33	529.72	544.17	680.61	670.07	708.85	698.54	727.62	601.18
061-092 Mining (incl. milling), quarrying and oil wells Mines (y compris broyage), carrières et puits de pétrole		636.05	668.33	698.94	723.90	759.34	825.89	855.07	904.32	961.32	952.60	978.01	1,052.19	1,089.84
061-063	Mining - Mines	634.89	662.97	686.14	703.03	756.08	826.02	869.37	939.91	1,000.61	1,026.31	1,063.47	1,150.23	1,174.73
061	Metal mines - Mines de métaux	639.52	666.55	690.51	708.51	762.20	831.82	878.05	954.05	1,021.18	1,046.76	1,076.60	1,169.47	1,192.38
081-082	Quarries and sand pits - Carrières et sablières	513.92	490.70	488.32	512.07	536.12	557.10	594.11	671.48	714.13	646.67	678.51	761.81	792.87
091-092	Services incidental to mineral extraction - Industrie des services miniers	693.14	743.64	844.36	856.69	830.02	958.75	1,013.72	973.27	1,011.77	940.07	871.21	964.75	1,043.95
092	Services incidental to mining - Services relatifs à l'extraction minière	648.84	699.74	799.56	792.45	753.66	907.67	952.19	930.11	1,030.19	887.33	874.11	960.27	1,052.21
101-399 Manufacturing - Industries manufacturières		481.88	508.03	524.76	548.57	574.71	599.94	632.38	663.46	696.85	716.07	739.08	749.94	773.80
	Non-durable goods - Biens non durables	451.04	480.50	498.75	512.90	537.78	567.88	598.56	631.06	656.70	668.76	683.03	690.78	715.18
	Durable goods - Biens durables	503.64	526.63	542.29	572.78	599.10	621.02	655.27	685.78	723.87	749.66	776.20	788.07	810.69
101-109	Food - Aliments	423.12	445.61	469.71	481.91	506.47	527.97	565.84	595.30	614.90	625.03	641.68	643.37	675.75
101	Meat and poultry products - Viande & volaille	449.43	473.00	482.95	477.89	500.71	509.84	536.10	564.71	584.41	569.63	563.03	579.23	597.42
107	Bakery products - Produits de boulangerie- pâtisserie	349.22	376.49	428.04	423.68	455.93	490.52	531.00	531.70	520.02	550.17	572.57	591.08	606.06
161-169	Plastic products - Produits en matière plastique	414.88	441.50	456.39	466.86	504.89	526.81	553.08	593.35	591.92	588.60	614.41	606.78	652.46
243-249	Clothing - Habillement	278.86	310.53	327.23	310.50	331.12	350.77	369.84	392.63	407.81	403.27	422.38	440.96	473.88
251-259	Wood - Bois	398.46	417.92	420.81	443.51	463.33	481.59	503.75	527.75	552.08	571.84	573.68	571.63	622.51
261-269	Furniture & fixtures - Meubles et articles d'ameublement	420.03	418.64	435.00	456.67	460.11	507.08	526.23	541.00	568.37	573.34	591.37	597.29	629.35
271-279	Paper & allied products - Papier et produits connexes	528.11	568.27	590.28	606.77	637.67	664.45	693.31	768.48	796.20	803.65	819.35	840.94	845.82
271	Pulp & paper - Pâtes et papiers	605.43	635.09	662.74	684.74	717.34	755.76	785.51	858.80	915.95	934.92	949.09	982.78	979.17
273	Paper boxes & bags - Boîtes en carton et sacs en papier	454.06	491.36	518.73	546.41	568.19	592.72	614.46	679.81	662.41	735.24	742.73	753.71	779.90
281-284	Printing, publishing & allied ind.- Imprimerie, édition et industries connexes	457.73	495.81	508.98	530.15	543.89	589.37	597.37	609.68	655.34	657.79	657.88	662.33	687.48
281	Commercial printing - Impression commerciale	466.40	537.26	553.43	570.72	563.38	592.25	600.71	616.41	688.03	673.20	657.21	680.84	694.11
283	Publishing - Édition	418.14	467.97	464.01	461.31	527.76	591.43	564.74	545.48	577.71	573.84	620.24	621.47	668.00
284	Combined publishing & printing - Impression et édition combinées	458.14	476.04	506.73	538.74	545.88	603.65	624.69	655.67	675.52	669.85	701.74	699.89	735.97
291-299	Primary metals - Première transformation des métaux	587.24	615.48	634.29	676.61	708.17	738.85	768.00	791.08	847.95	882.45	899.44	911.76	933.39
291	Primary steel - Sidérurgie	622.73	653.76	676.68	721.24	745.72	772.18	794.52	826.08	867.95	905.68	935.82	945.73	959.60
301-309	Fabricated metal products - Fabrication des produits métalliques	465.71	479.66	498.47	546.83	556.38	584.39	610.98	645.52	655.13	660.91	677.06	703.40	742.68
304	Stamped, pressed & coated metal products Embout., matriçage et revêtement des métaux	422.83	437.18	451.75	493.03	501.06	537.88	576.95	596.27	650.00	623.80	643.64	665.09	715.47
306	Hardware, tools & cutlery - Articles de quincaill- lerie, d'outillage et coutellerie	580.80	562.37	553.31	646.06	626.44	656.21	696.37	715.21	734.95	737.16	703.32	705.97	792.67
311-319	Machinery (ex. elect. mach.) - Machinerie (sauf électrique)	484.90	506.11	520.79	578.91	600.29	623.17	662.56	677.92	729.12	713.94	765.03	779.27	829.35
319	Other machinery & equipment - Autres machineries et équipements	481.24	505.46	520.33	583.26	606.43	631.57	670.92	688.42	740.94	727.58	779.24	786.52	839.52
321-329	Transportation equipment - Matériel de transport	551.79	585.66	606.82	624.66	665.23	677.19	710.13	742.35	787.58	839.49	892.35	901.72	904.96
323	Motor vehicles - Véhicules automobiles	629.57	690.02	724.05	746.31	804.30	794.38	825.82	855.93	922.02	1,003.10	1,077.08	1,105.59	1,113.20
325	Motor vehicle parts & accessories - Pièces et accessoires pour véhicules automobiles	528.23	546.60	555.97	574.35	610.24	625.83	645.04	660.23	702.93	748.66	792.39	792.93	799.56

Annual Estimates of Employment, Earnings and Hours, 1984-1996, Statistics Canada
Estimations annuelles de l'Emploi, des gains et de la durée du travail, 1984-1996, Statistique Canada

Table 2

Estimates of Average Weekly Earnings (including overtime), for All Employees,
by Industry, Canada, Provinces and Territories.

Tableau 2

Estimations de la rémunération hebdomadaire moyenne (incl.temps suppl.), pour
l'ensemble des salariés, par industrie, Canada, provinces et territoires.

SIC 1980 CTI	Industry Industrie	DOLLARS												
		1984	1985	1986	1987	1988	1989	1990	1991	1992	1993	1994	1995	1996
ONTARIO														
331-339	Electrical & electronic products - Produits électriques et électroniques	\$485.93	\$507.74	\$530.29	\$552.05	\$575.04	\$596.26	\$655.11	\$684.14	\$733.95	\$752.27	\$771.65	\$765.56	\$778.06
330	Electrical & electronic products n.e.c. - Produits électriques et électroniques n.c.a.	427.07	447.31	481.53	498.28	530.94	550.37	589.35	616.05	606.65	676.54	701.48	701.22	682.04
335	Communication & other electronic equip. - Équip. de comm. et autre matériel électronique	530.44	565.33	580.31	601.69	612.47	626.00	714.28	733.88	813.11	804.29	791.37	770.08	798.72
337	Electrical industrial equipment - Matériel électrique d'usage industriel	493.85	514.61	523.32	540.13	552.52	566.59	604.77	647.55	702.68	710.74	736.73	728.99	741.29
371-379	Chemical & chemical products - Produits chimiques	538.42	572.54	595.40	624.43	659.74	683.15	711.43	728.47	770.91	797.20	823.88	819.60	844.03
371	Industrial chemicals n.e.c. - Produits chimiques d'usage industriel n.c.a.	663.42	713.30	744.71	766.79	813.43	811.64	840.90	844.88	866.43	928.67	994.09	980.49	951.91
374	Pharmaceuticals & medicine - Produits pharmaceutiques et médicaments	480.86	527.61	563.60	593.46	630.95	652.86	672.73	672.85	777.92	783.77	815.59	823.06	871.64
379	Other chemical products - Autres produits chimiques	544.50	585.00	596.90	641.02	689.53	727.34	761.86	788.97	766.81	768.21	767.09	743.69	763.36
391-399	Other manufacturing industries Autres industries manufacturières	452.84	477.17	466.98	491.20	522.17	551.43	587.01	613.99	634.75	647.72	665.00	667.46	690.72
401-449	Construction - Construction	476.32	501.73	528.50	561.76	596.55	624.42	660.84	677.98	680.67	689.10	704.06	722.33	732.31
401-402	Bldg. developing & general contracting - Constructeurs, promoteurs et entrep. généraux	409.64	427.63	471.33	521.71	553.59	582.21	624.26	637.67	636.80	625.01	644.39	646.14	680.44
401	Residential building & development - Promotion et construction de bâtiments résidentiels	385.24	400.53	441.67	490.99	517.75	544.58	581.58	563.46	544.57	570.60	582.35	572.87	607.74
402	Non-residential building & development - Promotion & constr. de bâtiments non résidentiels	470.67	495.28	543.59	589.14	633.46	666.78	725.06	803.87	821.78	757.67	793.58	830.18	859.54
411-412	Industrial & heavy (engineering) construction - Constr. lourde et industrielle (génie)	552.48	609.18	650.52	673.38	712.91	674.20	789.07	768.53	815.86	809.79	819.82	863.89	863.67
412	Highway & heavy constr. - Constr. de routes et constr. lourde	546.34	603.68	644.03	665.04	704.83	661.26	781.53	761.09	815.15	786.36	797.26	851.91	852.88
421-429	Trade contracting - Entrepreneurs spécialisés	472.46	492.60	506.93	539.48	579.72	625.81	653.22	679.24	667.17	686.92	700.32	725.64	727.93
041-449	Goods producing industries - Branches 491-499 productrices de biens	491.31	517.12	536.33	561.82	590.25	617.79	653.37	684.87	714.82	731.08	750.90	763.99	784.64
451-499	Transportation, storage, comm. & other utilities - Transp., entreposage, comm. et autres services publics	516.28	533.73	547.59	570.65	587.41	618.90	637.85	687.32	708.10	719.82	719.97	740.91	750.13
451-479	Transportation & storage - Transport et entreposage	491.59	505.80	514.21	533.40	558.22	580.83	581.05	628.32	632.71	653.85	657.88	690.30	703.36
451-459	Transportation - Transport	490.56	506.51	512.03	531.26	558.29	586.70	579.26	627.27	631.33	654.11	658.97	690.72	702.09
456	Truck transport - Camionnage	506.38	522.79	509.82	515.50	552.11	573.45	572.06	590.07	597.15	615.21	622.14	642.41	666.29
457	Public passenger transit systems - Transport en commun	395.11	413.66	413.33	452.67	447.31	488.11	451.99	531.45	523.92	546.22	548.80	570.48	560.80
458-459	Transportation n.e.c. - Transport n.c.a.	435.49	463.29	487.15	503.36	519.96	527.98	541.43	593.39	605.41	629.59	662.08	678.13	673.82
481-499	Communication & other utilities - Communications et autres services publics	542.69	563.72	583.89	609.13	617.97	657.83	698.46	744.27	782.61	784.43	781.84	788.71	796.21
481-484	Communication - Communications	501.08	513.69	526.67	550.94	547.32	588.09	611.35	646.08	681.25	685.64	680.93	689.30	695.91
481	Telecommunication broadcasting - Diffusion des télécommunications	470.46	458.60	447.67	468.60	487.14	516.63	596.21	629.91	656.32	816.89	797.73	834.76	876.74
482	Telecommunication carriers - Transmission des télécommunications	602.36	631.86	668.96	686.30	665.67	734.44	757.06	789.43	825.99	805.84	800.10	810.79	831.11
484	Postal & courier service - Services postaux et services de messagers	415.14	428.96	434.77	458.51	468.11	473.75	472.88	499.09	533.27	531.30	536.21	536.67	538.62
491-499	Other Utilities - Autres services publics	625.03	662.06	697.01	724.52	755.89	798.10	860.76	918.62	963.37	965.36	968.14	991.58	995.39
491	Electric power systems - Énergie électrique	674.02	714.06	746.89	777.54	811.23	860.31	933.87	996.41	1,041.16	1,044.52	1,076.67	1,102.59	1,106.56

Annual Estimates of Employment, Earnings and Hours, 1984-1996, Statistics Canada
Estimations annuelles de l'Emploi, des gains et de la durée du travail, 1984-1996, Statistique Canada

Table 2

Estimates of Average Weekly Earnings (including overtime), for All Employees,
by Industry, Canada, Provinces and Territories.

Tableau 2

Estimations de la rémunération hebdomadaire moyenne (incl.temps suppl.), pour
l'ensemble des salariés, par industrie, Canada, provinces et territoires.

SIC 1980 CTI	Industry Industrie	DOLLARS												
		1984	1985	1986	1987	1988	1989	1990	1991	1992	1993	1994	1995	1996
ONTARIO														
499	Other utilities n.e.c. - Autres services publics n.c.a.	\$503.79	\$533.16	\$584.92	\$602.86	\$633.44	\$656.94	\$692.91	\$707.99	\$715.26	\$753.90	\$712.92	\$740.57	\$748.06
501-692 Trade - Commerce		301.52	312.93	333.65	342.60	357.46	378.79	392.62	413.22	425.38	432.22	452.85	457.67	470.55
501-599	Wholesale Trade - Commerce de gros	424.54	448.91	480.66	501.93	522.04	553.75	575.79	601.60	618.25	637.01	667.35	684.75	687.75
521-524	Food, beverage, drug & tobacco - Produits alimentaires, boissons, médicaments et tabac	439.58	477.05	502.59	507.19	486.67	478.57	533.06	557.59	530.22	584.66	660.62	616.27	634.41
521	Food - Produits alimentaires	411.55	456.93	485.19	477.88	450.37	440.45	484.87	512.44	484.28	566.37	609.14	593.59	584.47
551-552	Motor vehicles, parts & accessories - Véhicules auto., pièces et accessoires	484.13	530.69	516.99	605.33	644.77	656.66	662.84	635.46	654.50	658.97	628.32	671.93	690.97
561-563	Metals, hardware, plumbing, heating & building materials - Métaux, quincaillerie, matér. de plomberie, de chauffage et de construction	352.06	393.46	406.08	442.17	441.33	485.75	504.06	546.05	577.04	561.17	587.43	611.72	634.69
561	Metal & metal products - Métaux et produits en métal	500.71	535.99	565.78	615.87	645.04	695.99	686.97	716.86	771.57	737.10	780.88	793.69	783.80
562	Hardware, plumbing, heating & air cond. equip supplies - Quincaillerie, mat. & fournitures de plomb. chauffage & climatisation	359.18	380.08	377.34	422.02	470.51	527.95	520.75	576.96	622.15	634.61	642.64	665.65	720.26
563	Lumber & building materials - Bois et matériaux de construction	322.58	373.79	390.43	420.05	390.75	437.79	469.23	500.36	520.97	491.42	497.69	512.17	536.12
571-579	Machinery, equipment & supplies - Machines, matériel et fournitures	477.82	480.24	529.68	535.59	594.44	648.16	658.29	685.84	715.99	738.82	753.02	781.47	768.74
574	Electrical & electronic mach. equip. & supplies - Machines, matér., fournit. électric. & électro.	536.30	542.15	599.19	589.08	615.78	712.45	776.87	831.39	805.85	842.45	838.79	854.30	827.00
579	Other machinery, equipment & supplies - Autres machines, matériel et fournitures	481.22	473.91	518.71	563.99	608.78	643.49	610.00	624.58	649.73	695.54	722.33	733.89	709.54
591-599	Other wholesale products - Autres produits divers, commerce de gros	316.01	347.52	401.58	397.95	402.95	405.47	462.49	514.42	563.10	574.76	617.83	654.41	645.10
601-692	Retail trade - Commerce de détail	235.26	243.52	260.48	264.65	277.51	291.59	308.66	321.12	327.09	337.27	350.61	346.05	356.72
601-603	Food, beverage and drug - Aliments, boissons et médicaments	235.17	236.22	243.74	245.66	263.72	265.88	273.52	294.13	296.94	304.13	323.80	316.39	315.08
601	Food stores - Magasins d'alimentation	226.34	231.51	234.79	236.51	254.95	256.26	261.44	278.62	270.71	282.22	297.77	291.21	286.15
603	Prescription drugs & patent medicine stores - Mag. de médicaments sur ordonnance & brevétés	212.01	202.15	211.22	218.45	236.62	245.21	259.77	290.11	331.68	329.10	367.26	363.82	364.96
611-615	Shoe, apparel, fabric & yarn - Chaussures, vêtements, tissus et filés	173.95	214.04	225.03	219.19	235.01	241.69	247.06	271.85	272.22	282.13	282.22	275.59	276.47
613	Women's clothing stores - Magasins de vêtements pour dames	149.58	184.00	205.34	211.92	218.13	227.24	242.24	268.01	265.64	258.76	242.70	242.63	259.91
614	Clothing stores n.e.c. - Magasins de vêtements n.c.a.	169.24	230.18	227.26	221.12	233.61	249.88	238.50	256.57	263.68	291.81	285.43	285.15	266.42
621-623	Household furniture, appliances & furnishings - Meubles, appareils et accessoires de maison	284.25	280.02	297.40	305.47	335.59	352.64	368.73	366.47	399.20	419.83	419.13	412.00	411.76
621	Household furniture stores - Magasins de meubles de maison	282.26	294.80	286.27	300.26	331.73	339.04	365.73	362.77	403.59	444.99	442.65	420.69	452.65
622	Appliance, TV, radio & stereo stores - Magasins ménagers, tv, radio & appar. stéréo	238.46	205.72	302.68	289.81	315.77	336.15	326.76	382.54	385.12	403.87	417.86	436.46	414.51
623	Household furnishings stores - Magasins d'accessoires d'ameublement	310.13	310.09	303.98	323.04	353.22	383.06	404.24	359.56	416.10	414.22	387.37	355.36	360.86
631-639	Auto vehicles, parts & access., sales & serv. Véhicules autos, pièces & access., vente & serv.	273.67	282.86	316.38	328.76	342.08	383.08	411.02	440.43	433.39	445.34	469.53	462.42	504.12
631	Automobile dealers - Concessionnaires d'automobiles	297.00	313.59	371.39	380.19	401.07	435.78	500.69	547.37	562.65	583.84	613.54	581.68	682.97
633	Gasoline service stations - Stations-service	233.28	236.34	266.58	281.54	292.75	341.68	338.64	337.57	297.11	278.25	295.55	295.57	296.04
634	Automotive parts & accessories stores - Mag. de pièces et accessoires pour automobiles	258.14	262.98	266.09	284.95	293.63	322.38	358.23	363.57	324.29	326.19	368.46	359.49	361.37
635	Motor vehicle repair shops - Ateliers de réparation d'automobiles	325.52	337.44	355.19	363.18	401.37	431.33	463.03	492.18	470.31	486.86	507.80	503.94	519.32

Annual Estimates of Employment, Earnings and Hours, 1984-1996, Statistics Canada
Estimations annuelles de l'Emploi, des gains et de la durée du travail, 1984-1996, Statistique Canada

Table 2

Estimates of Average Weekly Earnings (including overtime), for All Employees,
by Industry, Canada, Provinces and Territories.

Tableau 2

Estimations de la rémunération hebdomadaire moyenne (incl. temps suppl.), pour
l'ensemble des salariés, par industrie, Canada, provinces et territoires.

SIC 1980 CTI	Industry Industrie	DOLLARS												
		1984	1985	1986	1987	1988	1989	1990	1991	1992	1993	1994	1995	1996
ONTARIO														
641-641	General merchandise stores - Magasins de marchandises diverses	\$223.36	\$227.71	\$230.97	\$236.92	\$246.89	\$244.39	\$268.53	\$269.78	\$276.32	\$290.40	\$286.69	\$288.85	\$292.13
651-692	Other retail n.e.c. - Autres commerces de détail n.c.a.	204.37	218.16	240.72	243.07	250.94	270.03	281.65	292.30	302.80	303.75	322.45	325.92	339.14
701-761	Finance, insurance & real estate - Finances, assur. & affaires immobilières	410.77	433.84	464.78	511.21	559.84	610.73	585.58	615.27	639.86	689.04	702.81	724.75	775.92
701-749	Finance & insurance - Intermédiaires financiers et assurances	435.41	463.30	494.47	548.85	570.59	608.02	620.29	657.19	682.36	739.15	735.77	767.78	829.22
701-709	Deposit accepting intermediaries - Intermédiaires financiers de dépôts	408.72	432.33	435.36	458.46	490.33	514.96	544.17	576.36	604.56	628.07	641.21	663.60	710.34
701-702	Banks - Banques	425.16	452.44	458.97	476.28	509.05	541.27	570.11	602.18	628.73	649.65	661.17	684.09	733.41
711-712	Consumer & business financing intermediaries - Crédit à la consommation et aux entreprises	474.16	493.33	522.27	541.58	562.03	643.31	626.39	679.82	714.80	718.57	760.04	828.27	837.13
721-729	Investment intermediaries - Intermédiaires d'investissement	463.62	498.62	640.43	699.04	655.94	696.35	723.67	704.89	764.97	856.33	760.35	850.60	892.28
731-733	Insurance - Assurances	467.03	494.40	518.93	564.94	615.23	676.16	706.76	722.46	729.92	757.20	799.04	815.70	846.74
741-749	Other financial intermediaries - Autres intermédiaires financiers	437.05	493.08	544.69	729.02	740.74	828.41	791.45	1,074.32	1,056.96	1,360.83	1,167.08	1,175.32	1,421.50
751-759	Real estate operators (exc'l developers) - Services immobiliers (sauf lotisseurs)	419.35	454.09	494.49	485.03	495.33	469.87	449.86	412.32	469.08	428.89	522.53	513.14	528.09
761-761	Insurance & real estate agent - Agences d'assur. et agences immobilières	299.10	294.57	333.34	397.24	566.71	723.51	553.75	580.63	576.00	656.52	680.26	675.70	705.33
771-779	Comm., business & pers. services - Services	318.58	336.58	350.12	368.75	389.46	414.48	445.15	475.55	501.38	510.63	519.83	522.15	534.09
851-999	socio-culturels, comm. et pers.	342.43	364.22	383.13	418.15	457.35	502.93	547.82	572.91	616.35	625.61	636.66	644.93	691.12
771-779	Business services - Services aux entreprises	342.43	364.22	383.13	418.15	457.35	502.93	547.82	572.91	616.35	625.61	636.66	644.93	691.12
775	Arch., eng. & other scientific & tech. serv. - Arch., ingénieurs et autres serv. scient. et tech.	530.63	575.43	587.03	606.64	642.18	695.55	749.59	795.32	832.69	858.00	857.76	860.40	913.40
779	Other business services - Autres services aux entreprises	274.49	278.55	303.75	363.58	386.57	405.83	416.99	424.00	479.84	492.89	493.05	499.20	574.22
851-859	Educational & related services - Services d'enseignement et services annexes	468.86	486.74	512.73	535.35	567.37	594.44	630.93	663.63	709.24	719.99	718.87	716.70	715.31
851	Elementary & secondary education - Enseignement élémentaire et secondaire	515.69	537.22	567.83	590.39	622.50	651.52	689.15	730.61	789.66	795.56	799.13	797.38	792.06
852	Post-second. non-university education - Enseignement postsecondaire non univers.	420.66	417.78	420.70	451.92	483.67	492.05	541.40	558.81	568.99	587.32	569.72	572.62	588.71
853	University education - Enseignement universitaire	402.83	422.90	444.75	475.29	503.40	531.88	565.59	587.12	617.58	621.67	619.92	617.32	603.78
854	Library services - Bibliothèques	275.37	281.69	303.12	314.54	325.38	342.17	374.83	368.31	403.11	414.43	452.30	454.03	445.86
855	Museums & archives - Musées et archives	352.05	372.31	402.15	414.29	434.63	458.95	506.40	467.52	546.45	587.37	571.69	591.05	559.71
859	Other educational services - Autres services d'enseignement	290.90	299.73	324.65	365.69	409.65	366.40	348.61	397.61	393.73	501.80	464.11	452.45	473.17
861-869	Health & social services - Services de soins de santé et services sociaux	328.48	346.34	367.70	385.23	404.56	433.37	455.73	486.24	510.29	524.94	533.08	529.69	535.55
861	Hospitals - Hôpitaux	393.32	415.62	437.61	468.42	483.87	513.16	543.65	584.58	610.68	633.14	638.07	652.77	657.44
862	Other institutional health & social services - Autres établ. de soins de santé & serv. sociaux	268.05	279.28	305.54	316.95	325.22	349.13	378.08	390.33	431.80	447.15	445.30	440.67	451.97
911-922	Accommodation, food & beverage services - Hébergement et restauration	167.10	179.77	172.00	188.68	193.88	194.66	207.21	212.03	216.00	221.05	233.70	239.29	237.39
911-914	Accommodation services - Services d'hébergement	207.37	231.51	212.99	244.84	239.25	235.91	265.41	277.06	284.96	290.81	311.94	326.51	316.29
921-922	Food & beverage services - Services de la restauration	154.42	162.72	160.84	173.30	180.72	182.46	191.41	195.01	199.10	204.97	216.18	220.93	219.06
921	Food services - Services de restauration	153.23	161.47	159.78	172.15	179.60	181.48	190.18	192.64	196.81	204.67	216.96	222.03	219.89
961-999	Miscellaneous services - Services divers	257.65	281.56	300.15	312.85	317.56	348.85	376.50	394.55	390.38	399.77	408.12	407.86	427.28

Annual Estimates of Employment, Earnings and Hours, 1984-1996, Statistics Canada
Estimations annuelles de l'Emploi, des gains et de la durée du travail, 1984-1996, Statistique Canada

Table 2

Estimates of Average Weekly Earnings (including overtime), for All Employees,
by Industry, Canada, Provinces and Territories.

Tableau 2

Estimations de la rémunération hebdomadaire moyenne (incl. temps suppl.), pour
l'ensemble des salariés, par industrie, Canada, provinces et territoires.

SIC 1980 CTI	Industry Industrie	DOLLARS												
		1984	1985	1986	1987	1988	1989	1990	1991	1992	1993	1994	1995	1996
ONTARIO														
961-969	Amusement & recreational services - Services de divertissements et de loisirs	\$246.76	\$253.11	\$263.29	\$286.31	\$291.26	\$317.86	\$352.63	\$368.36	\$364.75	\$370.26	\$395.78	\$383.74	\$401.73
991-999	Other services - Autres services	284.14	313.54	327.39	322.76	337.69	343.33	377.66	411.90	388.99	392.16	415.95	429.13	439.49
990	Other services n.e.c. - Autres services n.c.a.	337.48	383.85	390.99	389.80	410.29	439.05	440.86	483.64	442.70	405.19	429.16	446.17	472.48
995	Services to buildings & dwellings - Serv. relatifs aux bâtiments et habitations	224.75	236.78	253.97	249.81	267.09	250.86	245.58	264.59	275.61	275.14	314.69	324.44	327.68
996	Travel services - Services de voyages	181.53	205.44	221.40	179.36	187.96	223.64	300.98	393.29	441.94	579.21	533.60	536.87	560.81
812-837	Public administration - Administration publique	504.82	526.20	557.31	588.48	611.42	655.71	715.58	728.92	766.99	792.36	804.01	799.05	780.87
812-817	Federal administration (exc'l the military) - Administration fédérale (sauf la défense)	573.09	586.29	610.31	649.18	668.24	709.68	759.00	767.54	804.95	835.67	843.80	840.53	827.26
822-827	Provincial administration - Administration provinciale	485.27	522.70	573.52	595.04	626.18	658.18	728.79	744.91	798.42	791.51	806.22	815.65	795.22
832-837	Local administration - Administration locale	422.66	443.29	471.32	502.79	527.47	585.71	652.26	669.13	697.19	739.29	752.22	737.67	718.57
451-484	Service producing industries - Branches productrices de services	355.19	371.02	389.40	408.24	430.74	458.07	478.93	508.25	531.34	544.21	556.45	559.87	572.79
041-999	Industrial aggregate - Ensemble des industries	395.72	414.47	433.35	453.80	477.70	505.11	526.81	553.92	576.85	589.55	604.79	610.29	625.71
MANITOBA														
061-092	Mining (incl. milling), quarrying and oil wells Mines (y compris broyage), carrières et puits de pétrole	606.82	632.84	638.69	647.85	719.89	823.78	823.54	861.86	888.46	922.92	910.14	988.99	983.15
101-399	Manufacturing - Industries manufacturières	377.74	389.99	406.45	429.57	445.13	466.47	485.08	509.38	524.53	528.65	541.09	542.60	587.82
	Non-durable goods - Biens non durables	364.35	373.89	383.99	406.23	416.64	433.61	451.79	476.04	485.38	492.92	503.20	509.53	533.99
	Durable goods - Biens durables	392.04	408.22	432.27	455.94	477.22	501.45	519.32	545.20	563.97	564.56	576.38	572.65	631.26
101-109	Food - Aliments	407.20	420.81	426.70	450.42	454.59	471.01	480.14	486.75	500.25	503.41	507.63	521.35	530.86
243-249	Clothing - Habillement	232.80	236.59	237.15	255.01	260.34	273.71	278.88	298.22	302.00	314.96	321.77	325.34	356.32
244	Women's clothing - Vêtements pour dames	233.39	232.05	232.53	245.49	245.28	255.27	262.05	277.87	301.83	322.45	325.39	331.67	344.87
254	Sash, doors & other millwork - Portes, châssis et autres bois travaillés	298.27	310.41	314.91	340.59	350.74	369.33	390.02	423.50	410.28	420.07	453.97	427.69	436.07
281-284	Printing, publishing & allied ind.- Imprimerie, édition et industries connexes	352.96	370.37	399.67	409.41	420.87	430.35	453.00	504.86	503.53	533.32	546.28	548.66	577.87
281	Commercial printing - Impression commerciale	350.17	378.58	442.31	425.06	442.77	441.32	491.90	510.74	491.99	541.55	547.56	539.71	555.96
321-329	Transportation equipment - Matériel de transport	423.22	437.32	458.44	479.14	493.75	515.18	543.66	565.63	610.79	606.56	597.11	583.57	656.60
321	Aircraft & aircraft parts - Aéronefs et pièces d'aéronefs	467.87	482.20	499.39	523.03	537.78	549.50	589.90	619.03	709.29	732.48	746.13	748.17	764.37
401-449	Construction - Construction	445.26	454.38	500.19	519.90	533.19	551.05	573.86	571.26	586.82	570.53	620.40	627.84	615.52
401-402	Bldg, developing & general contracting - Constructeurs, promoteurs et entrep. généraux	467.35	490.84	510.26	518.91	529.52	539.45	541.30	572.75	597.71	522.50	577.97	607.96	602.68
411-412	Industrial & heavy (engineering) construction - Constr. lourde et industrielle (génie)	419.82	433.05	591.84	619.09	619.21	620.74	737.65	638.30	608.89	658.69	676.72	650.50	754.44
421-429	Trade contracting - Entrepreneurs spécialisés	441.35	446.14	474.82	496.73	515.68	537.48	552.03	566.84	582.25	567.39	625.00	631.04	591.79
041-449	Goods producing industries - Branches productrices de biens	417.45	428.62	448.99	471.38	489.60	515.60	537.74	559.68	578.18	579.61	596.53	602.06	628.72

Annual Estimates of Employment, Earnings and Hours, 1984-1996, Statistics Canada
Estimations annuelles de l'Emploi, des gains et de la durée du travail, 1984-1996, Statistique Canada

Table 2

Estimates of Average Weekly Earnings (including overtime), for All Employees,
by Industry, Canada, Provinces and Territories.

Tableau 2

Estimations de la rémunération hebdomadaire moyenne (incl.temps suppl.), pour
l'ensemble des salariés, par industrie, Canada, provinces et territoires.

SIC 1980 CTI	Industry Industrie	DOLLARS												
		1984	1985	1986	1987	1988	1989	1990	1991	1992	1993	1994	1995	1996
MANITOBA														
451-499	Transportation, storage, comm. & other utilities - Transp., entreposage, comm. et autres services publics	\$533.54	\$542.51	\$555.16	\$570.59	\$598.30	\$629.33	\$652.19	\$656.66	\$668.89	\$666.07	\$670.88	\$688.58	\$698.18
451-479	Transportation & storage - Transport et entreposage	535.25	544.61	552.76	573.99	607.48	638.36	652.48	659.79	676.60	666.04	667.49	680.90	692.28
451-459	Transportation - Transport	540.58	549.45	555.09	576.43	609.74	639.72	654.05	660.31	678.39	662.04	661.04	676.05	686.39
481-499	Communication & other utilities - Communications et autres services publics	530.25	538.74	559.22	565.34	583.98	614.91	651.74	652.16	658.22	666.12	676.06	700.51	707.53
481-484	Communication - Communications	498.84	504.83	525.98	521.23	534.24	568.46	599.60	600.82	592.64	600.67	607.03	616.74	620.26
482	Telecommunication carriers - Transmission des télécommunications	527.79	546.53	565.27	565.57	585.33	632.19	674.50	681.16	694.08	717.55	748.35	769.64	766.27
491-499	Other Utilities - Autres services publics	587.24	602.58	620.52	648.52	677.15	700.76	746.90	749.08	787.67	786.67	801.97	848.80	855.34
491	Electric power systems - Énergie électrique	612.61	628.66	650.67	676.11	705.65	730.82	785.82	766.32	799.40	801.52	827.05	877.75	890.90
501-692	Trade - Commerce	286.53	297.73	309.11	316.97	315.45	328.73	339.49	346.69	348.42	356.26	373.61	388.86	400.57
501-599	Wholesale Trade - Commerce de gros	356.79	370.12	387.19	396.60	416.55	439.27	470.76	484.09	488.49	505.77	523.86	532.92	554.05
571-579	Machinery, equipment & supplies - Machines, matériel et fournitures	365.27	393.87	416.97	427.80	479.72	487.18	511.37	515.74	571.59	561.89	578.16	589.84	575.49
601-692	Retail trade - Commerce de détail	245.42	257.06	267.10	274.42	266.41	275.12	276.97	280.53	282.07	289.80	307.94	319.20	326.42
601-603	Food, beverage and drug - Aliments, boissons et médicaments	271.70	284.38	290.87	279.55	263.06	265.55	268.68	289.49	295.32	294.97	306.64	313.96	312.53
601	Food stores - Magasins d'alimentation	280.02	291.08	301.22	277.86	260.60	257.99	261.42	283.47	287.10	287.57	304.28	303.20	299.39
611-615	Shoe, apparel, fabric & yarn - Chaussures, vêtements, tissus et filés	188.80	200.53	215.65	204.45	195.90	203.83	222.93	210.00	195.46	219.01	232.55	227.18	220.07
631-639	Auto vehicles, parts & access., sales & serv. Véhicules autos, pièces & access., vente & serv.	303.93	303.70	316.84	332.93	319.83	351.05	348.76	337.52	351.02	338.05	378.03	391.62	419.20
641-641	General merchandise stores - Magasins de marchandises diverses	187.42	203.58	217.50	215.84	218.57	219.52	233.71	233.80	249.42	256.45	265.92	275.33	276.85
651-692	Other retail n.e.c. - Autres commerces de détail n.c.a.	230.57	232.93	244.90	263.91	263.33	250.29	235.57	254.30	253.93	276.96	287.44	303.57	316.23
701-761	Finance, insurance & real estate - Finances, assur. & affaires immobilières	392.03	403.44	420.08	445.41	452.30	463.70	475.06	503.40	509.90	531.69	553.28	536.28	568.88
701-749	Finance & insurance - Intermédiaires financiers et assurances	414.92	426.77	438.41	458.79	472.59	484.07	506.51	531.98	548.31	562.79	584.90	568.14	601.27
701-709	Deposit accepting intermediaries - Intermédiaires financiers de dépôts	369.79	373.47	373.53	384.60	403.49	421.34	439.08	460.54	471.91	477.78	493.71	498.83	526.42
701-702	Banks - Banques	369.85	376.00	377.15	387.60	406.16	424.09	443.47	466.26	480.88	487.72	489.65	504.94	529.84
721-729	Investment intermediaries - Intermédiaires d'investissement	518.52	545.60	566.85	571.30	583.80	568.95	592.70	605.40	524.46	573.61	541.95	496.57	532.49
731-733	Insurance - Assurances	407.90	420.63	429.99	463.48	498.40	527.68	556.80	606.12	621.41	639.66	679.16	665.11	685.00
751-759	Real estate operators (exc'l developers) - Services immobiliers (sauf lotisseurs)	256.47	231.72	250.96	238.45	242.52	285.28	277.57	352.26	280.98	375.55	371.09	358.02	389.31
761-761	Insurance & real estate agent - Agences d'assur. et agences immobilières	366.98	386.89	441.09	516.79	484.06	482.67	464.63	497.06	487.65	449.45	524.52	496.26	552.17
771-779	Comm., business & pers. services - Services socio-culturels, comm. et pers.	313.17	320.11	334.71	341.90	355.98	377.20	392.97	411.06	423.50	426.59	429.71	429.83	435.17
771-779	Business services - Services aux entreprises	344.15	347.07	370.50	381.40	391.68	407.85	442.21	463.96	477.42	480.49	505.81	508.30	515.04
851-859	Educational & related services - Services d'enseignement et services annexes	456.51	468.57	483.59	497.52	524.46	541.92	550.22	591.26	598.62	603.60	603.89	610.42	616.31
851	Elementary & secondary education - Enseignement élémentaire et secondaire	472.91	485.28	495.50	505.98	526.88	540.88	547.04	590.28	593.90	599.93	601.91	608.74	617.26

Annual Estimates of Employment, Earnings and Hours, 1984-1996, Statistics Canada
Estimations annuelles de l'Emploi, des gains et de la durée du travail, 1984-1996, Statistique Canada

Table 2

Estimates of Average Weekly Earnings (including overtime), for All Employees,
by Industry, Canada, Provinces and Territories.

Tableau 2

Estimations de la rémunération hebdomadaire moyenne (incl.temps suppl.), pour
l'ensemble des salariés, par industrie, Canada, provinces et territoires.

SIC 1980 CTI	Industry Industrie	DOLLARS												
		1984	1985	1986	1987	1988	1989	1990	1991	1992	1993	1994	1995	1996
MANITOBA														
852	Post-second. non-university education - Enseignement postsecondaire non univers.	\$490.43	\$483.05	\$529.96	\$579.25	\$609.90	\$675.12	\$674.35	\$682.53	\$648.56	\$680.92	\$648.87	\$623.96	\$713.93
853	University education - Enseignement universitaire	433.71	446.66	474.18	491.57	540.35	554.84	564.92	617.97	647.69	642.36	635.25	646.69	617.08
861-869	Health & social services - Services de soins de santé et services sociaux	317.64	338.19	349.10	347.39	365.28	386.79	402.43	424.50	440.62	447.70	451.91	448.93	443.84
861	Hospitals - Hôpitaux	387.38	387.41	400.09	438.39	458.63	472.12	502.43	506.56	518.73	525.19	532.71	538.75	531.59
911-922	Accommodation, food & beverage services - Hébergement et restauration	139.03	144.66	152.35	160.60	158.46	156.86	162.48	166.75	171.44	173.25	185.07	181.54	196.95
921-922	Food & beverage services - Services de la restauration	120.49	128.49	128.66	134.76	130.45	132.58	146.64	154.72	158.09	157.94	166.76	167.41	182.81
921	Food services - Services de restauration	120.35	128.36	128.53	134.63	130.37	132.50	146.52	154.57	157.75	157.59	166.84	167.44	182.74
961-999	Miscellaneous services - Services divers	257.28	256.92	276.90	288.75	297.90	318.25	340.67	337.57	356.92	344.24	342.32	350.94	361.14
991-999	Other services - Autres services	291.08	296.08	316.39	308.06	321.82	313.89	340.01	331.18	345.50	336.55	342.79	353.46	358.79
990	Other services n.e.c. - Autres services n.c.a.	352.63	336.57	354.52	355.28	392.87	432.19	413.97	382.62	410.38	422.25	384.22	388.60	420.25
812-837 Public administration - Administration publique		518.74	531.93	545.68	577.34	596.94	629.52	666.39	672.67	699.88	718.35	731.59	748.80	727.90
812-817	Federal administration (exc'l the military) - Administration fédérale (sauf la défense)	520.44	533.91	554.60	587.28	599.88	633.34	678.68	679.16	714.86	737.30	743.35	761.77	758.94
822-827	Provincial administration - Administration provinciale	520.24	526.42	543.10	563.63	590.89	622.41	646.02	655.34	676.97	694.15	717.09	728.99	730.77
832-837	Local administration - Administration locale	513.83	537.18	535.78	583.70	601.61	634.02	677.23	686.92	708.98	721.87	732.56	756.06	688.68
451-484 Service producing industries - Branches 501-999 productrices de services		361.91	370.26	383.04	391.87	403.10	425.69	440.31	457.44	468.29	473.85	479.67	482.92	489.43
041-999 Industrial aggregate - Ensemble des industries		374.39	383.44	397.85	409.82	422.27	445.45	461.02	477.54	489.44	493.57	500.93	505.52	515.95
SASKATCHEWAN														
041-051 Logging and forestry - Exploitation forestière et serv. forestiers		485.39	484.13	518.21	523.43	483.84	504.38	502.07	521.39	513.45	511.22	580.55	505.85	536.70
061-092 Mining (incl. milling), quarrying and oil wells Mines (y compris broyage), carrières et puits de pétrole		622.60	656.47	634.41	642.05	679.57	690.85	732.63	781.42	826.85	803.65	840.88	852.88	898.13
062	Non-metal mines (except coal) - Mines de minerais non métalliques (sauf le charbon)	622.61	637.73	659.95	673.58	689.99	712.81	764.44	809.68	861.70	871.17	922.47	960.10	967.65
091-092	Services incidental to mineral extraction - Industrie des services miniers	609.23	676.29	603.50	562.25	574.89	573.19	610.18	663.44	698.11	684.62	746.57	715.52	747.84
101-399 Manufacturing - Industries manufacturières		443.14	457.10	468.46	488.03	512.19	516.31	549.56	588.39	591.20	594.44	605.28	592.84	646.44
	Non-durable goods - Biens non durables	458.25	469.17	489.43	512.23	545.56	547.38	563.43	594.16	595.30	614.46	635.87	614.73	674.95
	Durable goods - Biens durables	426.55	443.70	445.09	460.88	473.04	480.72	533.54	580.40	585.66	571.52	572.53	569.78	618.90
101-109	Food - Aliments	458.04	465.72	472.57	498.14	504.50	514.95	547.47	559.75	552.86	558.52	558.43	546.15	562.58
101	Meat and poultry products - Viande & volaille	454.95	447.97	441.46	476.13	494.63	500.91	527.59	536.69	517.12	535.39	541.92	521.68	543.44
251-259	Wood - Bois	412.77	412.10	409.69	425.76	446.70	436.96	493.14	517.37	546.99	566.44	591.20	590.10	629.55
281-284	Printing, publishing & allied ind.- Imprimerie, édition et industries connexes	381.80	399.64	402.05	415.04	433.20	408.77	465.55	487.48	475.63	491.51	501.56	493.17	530.36
284	Combined publishing & printing - Impression et édition combinées	458.06	477.38	508.97	507.81	491.53	481.46	516.70	543.06	487.99	495.06	501.79	500.18	519.32
311-319	Machinery (ex. elect. mach.) - Machinerie (sauf électrique)	381.86	410.62	423.54	429.81	434.51	418.25	465.84	483.29	502.92	494.30	504.86	531.65	579.42

Annual Estimates of Employment, Earnings and Hours, 1984-1996, Statistics Canada
Estimations annuelles de l'Emploi, des gains et de la durée du travail, 1984-1996, Statistique Canada

Table 2

Estimates of Average Weekly Earnings (including overtime), for All Employees,
by Industry, Canada, Provinces and Territories.

Tableau 2

Estimations de la rémunération hebdomadaire moyenne (incl.temps suppl.), pour
l'ensemble des salariés, par industrie, Canada, provinces et territoires.

SIC 1980 CTI	Industry Industrie	DOLLARS												
		1984	1985	1986	1987	1988	1989	1990	1991	1992	1993	1994	1995	1996
SASKATCHEWAN														
311	Agricultural implements - Instruments aratoires	\$386.13	\$420.21	\$430.03	\$427.74	\$434.91	\$421.24	\$470.19	\$468.62	\$486.30	\$472.96	\$478.39	\$493.91	\$560.62
401-449 Construction - Construction		445.49	436.06	448.48	445.71	459.47	476.49	493.80	508.26	518.75	514.44	546.91	559.36	602.31
421-429	Trade contracting - Entrepreneurs spécialisés	414.26	389.85	414.82	410.53	429.57	443.36	455.39	477.22	492.59	497.14	509.13	524.25	564.98
041-449 Goods producing industries - Branches 491-499 productrices de biens		495.33	509.01	514.31	518.56	540.61	549.68	577.78	617.14	627.77	625.24	643.70	646.98	693.47
451-499 Transportation, storage, comm. & other utilities - Transp., entreposage, comm. et autres services publics		508.06	527.48	543.79	542.28	557.02	580.49	598.40	629.36	633.84	649.86	669.99	663.03	672.14
451-479	Transportation & storage - Transport et entreposage	485.26	505.86	512.56	509.25	529.55	546.50	561.87	593.17	614.29	632.00	651.75	629.69	640.06
481-499	Communication & other utilities - Communications et autres services publics	537.53	555.61	584.51	584.91	592.89	622.28	643.44	671.45	657.92	670.85	691.08	703.45	710.44
481-484	Communication - Communications	490.99	517.55	543.89	538.32	543.77	578.09	602.56	620.60	600.65	607.36	618.90	638.71	643.16
482	Telecommunication carriers - Transmission des télécommunications	536.60	585.25	604.31	593.02	609.57	641.41	661.23	687.19	713.03	755.25	762.79	771.19	791.56
491-499	Other Utilities - Autres services publics	638.03	639.65	675.24	691.67	720.80	734.48	737.62	791.27	777.96	802.06	828.37	826.15	837.43
501-692 Trade - Commerce		286.72	297.21	308.27	311.57	312.70	322.08	330.21	339.25	343.98	356.95	368.28	385.92	400.44
501-599	Wholesale Trade - Commerce de gros	367.07	380.14	396.71	409.28	415.14	440.11	453.30	475.17	465.72	490.04	521.10	543.09	559.28
601-692	Retail trade - Commerce de détail	249.42	259.13	265.46	267.92	268.79	270.64	279.90	287.16	293.67	298.77	305.30	311.16	324.33
601-603	Food, beverage and drug - Aliments, boissons et médicaments	269.24	268.40	272.02	283.25	268.68	255.79	267.17	276.47	284.40	284.20	290.53	305.47	309.67
601	Food stores - Magasins d'alimentation	262.41	260.51	261.84	269.59	255.54	237.66	248.03	257.80	264.06	270.68	275.12	284.22	293.75
611-615	Shoe, apparel, fabric & yarn - Chaussures, vêtements, tissus et filés	172.81	176.85	171.64	184.44	182.17	193.67	210.77	196.61	190.31	208.09	214.17	210.67	214.55
613	Women's clothing stores - Magasins de vêtements pour dames	137.75	148.53	146.42	164.35	152.28	160.91	189.77	174.70	191.30	186.35	205.83	206.81	200.73
631-639	Auto vehicles, parts & access., sales & serv. Véhicules autos, pièces & access., vente & serv.	301.32	314.55	317.29	308.16	312.87	329.56	337.68	358.36	355.51	364.63	384.43	391.76	429.56
641-641	General merchandise stores - Magasins de marchandises diverses	216.07	219.85	228.43	230.58	234.46	241.12	248.50	246.62	254.29	256.69	255.85	251.81	254.29
651-692	Other retail n.e.c. - Autres commerces de détail n.c.a.	229.60	243.87	257.07	259.65	258.56	258.22	257.44	245.74	268.39	279.80	289.40	301.97	294.52
701-761 Finance, insurance & real estate - Finances, assur. & affaires immobilières		374.37	378.18	387.57	396.73	416.89	432.07	447.25	470.89	497.49	515.32	554.69	556.99	586.38
701-749	Finance & insurance - Intermédiaires financiers et assurances	412.91	412.72	425.12	423.55	435.78	447.05	458.53	501.94	512.65	549.27	580.60	576.23	601.47
701-709	Deposit accepting intermediaries - Intermédiaires financiers de dépôts	382.24	381.73	402.72	398.52	406.51	420.37	430.71	477.41	488.84	492.03	505.31	511.15	530.33
701-702	Banks - Banques	395.39	394.22	412.37	422.33	435.65	443.64	452.29	478.47	486.68	493.32	495.96	500.20	512.40
731-733	Insurance - Assurances	400.50	404.40	382.86	425.10	456.97	459.02	474.35	526.31	560.33	596.48	627.63	636.86	663.73
751-759	Real estate operators (exc'l developers) - Services immobiliers (sauf lotisseurs)	264.01	264.05	275.08	314.15	315.21	334.57	388.77	386.73	480.74	409.14	470.60	495.48	530.26
761-761	Insurance & real estate agent - Agences d'assur. et agences immobilières	427.43	430.64	393.46	395.86	458.98	455.44	461.39	428.78	433.73	450.40	497.34	514.62	558.03
771-779 Comm., business & pers. services - Services 851-999 socio-culturels, comm. et pers.		319.94	329.81	337.29	343.61	346.59	350.06	370.55	396.75	404.64	402.58	407.42	405.89	418.06
771-779	Business services - Services aux entreprises	316.42	325.42	342.90	353.33	376.09	397.81	432.23	440.73	473.07	462.74	504.47	489.28	517.15

Annual Estimates of Employment, Earnings and Hours, 1984-1996, Statistics Canada
Estimations annuelles de l'Emploi, des gains et de la durée du travail, 1984-1996, Statistique Canada

Table 2

Estimates of Average Weekly Earnings (including overtime), for All Employees,
by Industry, Canada, Provinces and Territories.

Tableau 2

Estimations de la rémunération hebdomadaire moyenne (incl.temps suppl.), pour
l'ensemble des salariés, par industrie, Canada, provinces et territoires.

SIC 1980 CTI	Industry Industrie	DOLLARS												
		1984	1985	1986	1987	1988	1989	1990	1991	1992	1993	1994	1995	1996
SASKATCHEWAN														
851-859	Educational & related services - Services d'enseignement et services annexes	\$497.24	\$508.23	\$515.29	\$521.34	\$519.73	\$524.11	\$528.41	\$562.64	\$560.39	\$555.03	\$564.07	\$569.47	\$586.80
851	Elementary & secondary education - Enseignement élémentaire et secondaire	541.00	553.46	575.22	573.08	583.38	571.26	581.03	609.73	603.70	586.93	588.32	582.18	594.50
854	Library services - Bibliothèques	219.81	232.72	237.28	232.32	235.82	247.03	247.35	253.48	271.15	281.20	279.24	283.80	260.55
861-869	Health & social services - Services de soins de santé et services sociaux	315.64	339.51	354.02	364.04	361.57	392.00	399.95	409.77	411.49	420.61	418.69	419.13	427.70
861	Hospitals - Hôpitaux	377.78	404.82	418.32	419.69	410.71	463.51	463.95	465.62	480.75	485.04	480.39	469.34	462.84
911-922	Accommodation, food & beverage services - Hébergement et restauration	170.56	168.38	167.62	172.01	172.42	173.55	177.08	177.12	179.11	182.99	196.43	198.68	205.81
911-914	Accommodation services - Services d'hébergement	187.26	180.03	178.43	183.78	179.47	187.64	188.38	187.59	206.83	203.50	219.48	226.87	237.99
921-922	Food & beverage services - Services de la restauration	157.54	158.87	159.29	163.44	167.81	164.94	170.09	172.44	165.33	172.61	184.74	185.32	193.44
921	Food services - Services de restauration	155.12	156.26	156.87	161.04	165.08	162.41	167.34	168.34	165.74	173.38	183.75	184.84	193.81
961-999	Miscellaneous services - Services divers	208.41	214.63	216.02	236.48	241.61	198.03	246.58	288.89	311.72	304.29	318.20	322.79	342.11
993	Photographers - Photographes	86.23	87.73	90.55	87.76	127.18	82.23	133.61	201.04	200.85	322.62	315.26	333.84	334.89
812-837	Public administration - Administration publique	469.97	476.10	499.97	533.63	555.44	627.84	680.21	676.58	661.50	667.66	672.99	699.67	706.55
812-817	Federal administration (exc'l the military) - Administration fédérale (sauf la défense)	555.62	564.67	580.65	617.02	636.70	680.16	723.16	731.56	774.48	795.17	786.22	784.67	766.88
822-827	Provincial administration - Administration provinciale	461.17	455.96	486.80	520.11	555.47	677.02	726.27	710.57	661.12	640.23	659.02	713.89	771.73
832-837	Local administration - Administration locale	404.45	419.71	440.74	472.86	482.47	533.83	590.44	589.23	563.56	582.34	587.46	611.36	604.57
451-484	Service producing industries - Branches productrices de services	352.72	362.18	372.99	378.33	384.55	398.84	418.47	437.57	443.35	447.65	456.98	461.44	473.40
041-999	Industrial aggregate - Ensemble des industries	377.55	387.09	396.42	401.86	409.96	424.19	444.51	463.80	470.15	473.91	487.60	492.33	508.91
ALBERTA														
041-051	Logging and forestry - Exploitation forestière et serv. forestiers	425.79	439.59	448.96	506.15	503.12	569.97	582.00	584.35	648.77	627.70	686.70	692.48	795.22
061-092	Mining (incl. milling), quarrying and oil wells - Mines (y compris broyage), carrières et puits de pétrole	701.32	741.59	758.46	762.98	799.86	851.26	906.46	950.33	961.19	1,011.07	1,001.34	1,025.67	1,085.42
071-071	Crude petroleum & natural gas - Pétrole brut et gaz naturel	792.93	847.97	866.85	888.59	937.64	1,006.41	1,067.19	1,127.51	1,112.29	1,166.48	1,179.85	1,220.46	1,264.89
091-092	Services incidental to mineral extraction - Industrie des services miniers	590.47	627.12	629.63	604.87	620.92	624.26	673.47	707.49	729.06	842.42	838.11	805.60	878.79
091	Services incid. to crude petroleum & nat. gas - Services relat. au pétrole brut et au gas nat.	588.06	625.74	630.61	609.04	622.96	625.13	679.26	713.66	742.68	844.70	846.17	810.17	873.11
101-399	Manufacturing - Industries manufacturières	488.13	507.84	506.53	505.24	528.84	546.81	571.78	616.74	656.16	668.40	672.17	685.25	708.73
	Non-durable goods - Biens non durables	491.34	511.77	505.50	507.75	535.38	548.73	573.98	612.77	654.64	684.70	681.94	681.64	699.61
	Durable goods - Biens durables	485.44	504.74	507.40	503.18	523.69	545.28	570.04	620.43	657.62	652.72	663.30	688.61	716.09
101-109	Food - Aliments	450.30	466.45	473.94	476.96	481.88	471.12	478.72	494.21	514.61	538.40	541.96	528.21	534.65
251-259	Wood - Bois	458.20	480.74	480.92	462.68	493.41	512.02	549.78	572.25	617.81	607.72	657.06	677.27	697.73
251	Sawmill, planing mill & shingle mill products - Scieries, ateliers de rabotage et usines de bardeaux	539.24	562.86	563.41	577.46	603.65	619.10	646.10	660.36	704.17	685.80	749.23	783.08	793.14

Annual Estimates of Employment, Earnings and Hours, 1984-1996, Statistics Canada
Estimations annuelles de l'Emploi, des gains et de la durée du travail, 1984-1996, Statistique Canada

Table 2

Estimates of Average Weekly Earnings (including overtime), for All Employees,
by Industry, Canada, Provinces and Territories.

Tableau 2

Estimations de la rémunération hebdomadaire moyenne (incl.temps suppl.), pour
l'ensemble des salariés, par industrie, Canada, provinces et territoires.

SIC 1980 CTI	Industry Industrie	DOLLARS												
		1984	1985	1986	1987	1988	1989	1990	1991	1992	1993	1994	1995	1996
ALBERTA														
281-284	Printing, publishing & allied ind.- Imprimerie, édition et industries connexes	\$379.58	\$399.94	\$392.24	\$384.48	\$423.98	\$440.16	\$486.25	\$497.82	\$536.90	\$561.76	\$557.40	\$590.13	\$616.78
311-319	Machinery (ex. elect. mach.) - Machinerie (sauf électrique)	592.25	586.65	587.32	589.64	582.00	600.76	646.67	677.78	664.12	673.15	717.82	756.68	772.78
319	Other machinery & equipment - Autres machineries et équipements	642.17	641.55	635.33	626.57	620.26	639.49	687.72	694.99	687.79	693.54	723.60	766.60	791.53
371-379	Chemical & chemical products - Produits chimiques	647.25	672.56	696.92	711.16	740.19	778.20	831.29	909.03	978.52	964.93	986.40	1,008.19	1,076.55
371	Industrial chemicals n.e.c. - Produits chimiques d'usage industriel n.c.a.	669.11	714.73	762.11	809.83	845.46	833.73	915.49	1,003.29	1,076.57	1,097.60	1,132.29	1,138.91	1,224.12
401-449	Construction - Construction	525.18	505.28	496.50	497.29	529.18	569.13	626.13	599.27	600.70	620.90	619.51	614.91	689.18
401-402	Bldg, developing & general contracting - Constructeurs, promoteurs et entrep. généraux	481.99	446.10	460.29	487.93	507.13	547.31	638.74	600.00	550.14	570.97	603.31	574.51	625.54
401	Residential building & development - Promotion et construction de bâtiments résidentiels	389.14	352.46	367.82	399.40	426.32	454.47	520.55	490.87	517.37	527.66	531.18	565.34	550.42
411-412	Industrial & heavy (engineering) construction - Constr. lourde et industrielle (génie)	555.93	604.77	583.56	579.35	635.82	705.81	772.91	748.75	798.87	816.04	779.15	785.89	858.63
411	Industrial const. (other than buildings) - Constr. industrielle (autre que bâtiment)	608.85	636.48	612.90	587.36	692.86	768.94	831.06	750.31	849.44	903.01	822.95	792.14	837.16
421-429	Trade contracting - Entrepreneurs spécialisés	538.18	501.01	481.89	473.69	498.82	529.18	569.58	548.52	562.99	578.66	561.57	567.82	625.53
041-449	Goods producing industries - Branches productrices de biens	574.02	592.05	590.87	590.85	619.80	650.06	688.52	723.31	737.17	756.51	765.80	767.82	808.65
451-499	Transportation, storage, comm. & other utilities - Transp., entreposage, comm. et autres services publics	525.41	538.84	560.37	563.81	585.83	609.03	633.16	678.36	702.35	705.32	710.72	722.23	741.42
451-479	Transportation & storage - Transport et entreposage	506.78	510.32	531.34	532.45	558.12	575.33	604.96	642.68	668.32	677.04	691.21	698.86	724.21
451-459	Transportation - Transport	494.59	496.32	517.33	513.70	537.00	551.91	579.37	609.63	634.25	644.13	658.10	664.58	685.25
456	Truck transport - Camionnage	419.63	426.55	419.67	434.13	471.00	495.61	523.71	524.84	576.05	587.87	592.99	596.92	627.55
481-499	Communication & other utilities - Communications et autres services publics	553.02	584.62	604.03	607.47	624.70	656.48	676.16	727.80	749.50	746.83	737.54	755.65	768.31
481-484	Communication - Communications	522.90	560.83	584.55	581.96	596.86	629.93	646.01	699.86	709.37	689.65	681.42	706.89	724.85
482	Telecommunication carriers - Transmission des télécommunications	579.38	620.12	640.93	658.28	680.25	697.62	725.37	806.02	828.41	844.43	842.39	875.47	894.17
491-499	Other Utilities - Autres services publics	622.48	639.11	646.35	662.79	683.19	709.91	733.42	777.67	820.26	844.30	837.40	847.98	859.32
491	Electric power systems - Énergie électrique	658.90	684.30	696.03	717.72	741.18	773.97	802.79	847.77	898.24	922.93	928.74	952.38	976.04
501-692	Trade - Commerce	322.34	325.83	331.10	338.27	354.87	370.50	378.09	400.08	387.42	400.83	405.67	418.07	431.36
501-599	Wholesale Trade - Commerce de gros	450.09	447.53	458.45	465.71	486.75	519.74	539.11	549.17	563.11	574.87	590.04	622.30	626.63
571-579	Machinery, equipment & supplies - Machines, matériel et fournitures	491.89	508.74	513.45	522.22	544.48	580.76	608.90	633.24	637.16	668.03	688.94	702.69	723.01
601-692	Retail trade - Commerce de détail	269.69	275.16	281.14	285.29	298.58	308.43	309.91	329.07	307.95	320.94	319.91	321.74	337.02
601-603	Food, beverage and drug - Aliments, boissons et médicaments	263.66	253.45	269.67	281.85	293.54	306.17	313.23	323.56	318.14	305.48	288.01	284.51	295.35
601	Food stores - Magasins d'alimentation	285.48	267.12	292.47	306.94	322.85	341.38	329.04	322.81	306.47	287.06	278.36	279.79	290.02
611-615	Shoe, apparel, fabric & yarn - Chaussures, vêtements, tissus et filés	210.46	216.91	233.39	224.84	216.86	211.12	217.85	209.36	213.81	225.41	240.55	241.43	234.26
631-639	Auto vehicles, parts & access., sales & serv. - Véhicules autos, pièces & access., vente & serv.	354.41	371.60	384.95	368.87	385.55	384.89	386.62	430.04	384.78	419.28	425.92	437.37	467.42
641-641	General merchandise stores - Magasins de marchandises diverses	217.90	215.84	220.01	226.84	233.37	233.96	247.40	259.00	273.11	283.21	265.44	261.83	263.42

Annual Estimates of Employment, Earnings and Hours, 1984-1996, Statistics Canada
Estimations annuelles de l'Emploi, des gains et de la durée du travail, 1984-1996, Statistique Canada

Table 2

Estimates of Average Weekly Earnings (including overtime), for All Employees,
by Industry, Canada, Provinces and Territories.

Tableau 2

Estimations de la rémunération hebdomadaire moyenne (incl.temps suppl.), pour
l'ensemble des salariés, par industrie, Canada, provinces et territoires.

SIC 1980 CTI	Industry Industrie	DOLLARS												
		1984	1985	1986	1987	1988	1989	1990	1991	1992	1993	1994	1995	1996
ALBERTA														
651-692	Other retail n.e.c. - Autres commerces de détail n.c.a.	\$247.22	\$235.29	\$231.20	\$251.92	\$259.58	\$284.67	\$274.78	\$272.28	\$253.89	\$283.70	\$289.27	\$291.49	\$315.78
701-761	Finance, insurance & real estate - Finances, assur. & affaires immobilières	421.85	428.03	434.77	467.06	462.85	479.20	498.94	520.53	566.15	584.15	579.80	597.07	646.67
701-749	Finance & insurance - Intermédiaires financiers et assurances	447.24	463.06	465.53	482.72	474.25	497.16	529.17	551.02	585.51	624.73	610.77	616.98	689.20
701-709	Deposit accepting intermediaries - Intermédiaires financiers de dépôts	428.71	437.48	448.71	446.33	456.65	474.23	491.07	504.94	509.10	510.49	521.80	540.76	564.00
701-702	Banks - Banques	431.46	440.78	451.59	449.83	462.08	480.03	496.81	507.44	511.95	517.19	526.87	548.20	569.22
721-729	Investment intermediaries - Intermédiaires d'investissement	463.68	475.70	457.48	479.74	420.66	431.33	498.93	515.36	590.09	616.55	582.22	580.48	666.48
731-733	Insurance - Assurances	466.43	498.74	501.82	535.42	576.87	581.13	610.03	655.95	660.81	683.79	701.63	744.44	759.71
751-759	Real estate operators (exc'l developers) - Services immobiliers (sauf lotisseurs)	300.18	322.27	310.15	374.60	359.68	357.54	364.54	392.92	414.19	409.98	444.53	454.94	490.15
761-761	Insurance & real estate agent - Agences d'assur. et agences immobilières	383.02	340.24	371.28	476.22	524.98	526.70	494.45	486.28	591.26	560.50	580.32	670.56	652.70
771-779	Comm., business & pers. services - Services socio-culturels, comm. et pers.	342.28	349.06	349.77	355.60	362.16	379.74	394.58	419.83	448.38	453.63	452.77	444.22	467.08
771-779	Business services - Services aux entreprises	409.88	419.72	421.01	404.64	424.08	473.85	529.52	572.18	581.93	576.13	598.96	605.56	670.56
851-859	Educational & related services - Services d'enseignement et services annexes	477.89	493.87	500.01	508.68	521.08	539.73	565.41	586.86	617.96	635.94	624.93	607.41	614.72
851	Elementary & secondary education - Enseignement élémentaire et secondaire	502.75	519.49	523.42	537.64	549.71	565.93	591.17	604.87	639.54	658.15	645.52	621.92	635.10
852	Post-second. non-university education - Enseignement postsecondaire non univers.	447.76	458.35	468.54	463.09	478.40	478.42	493.34	515.58	558.78	575.71	556.07	555.01	548.50
853	University education - Enseignement universitaire	469.12	487.26	495.54	497.54	513.00	555.02	597.96	622.81	638.91	658.38	657.35	651.02	645.61
854	Library services - Bibliothèques	277.81	285.42	284.14	300.80	295.99	304.16	317.01	331.70	363.15	339.86	355.04	333.90	371.40
861-869	Health & social services - Services de soins de santé et services sociaux	384.70	389.21	397.80	402.20	411.20	410.83	419.56	438.71	480.25	488.93	487.72	466.99	485.47
861	Hospitals - Hôpitaux	420.71	429.39	433.30	442.72	458.80	470.08	490.56	535.70	557.24	548.88	540.88	548.88	548.96
911-922	Accommodation, food & beverage services - Hébergement et restauration	161.93	167.47	168.14	167.37	167.77	185.45	190.24	206.40	211.60	209.35	215.62	219.96	227.65
911-914	Accommodation services - Services d'hébergement	191.25	201.29	209.54	211.48	208.78	209.28	216.67	240.46	255.64	253.07	263.94	284.74	299.24
911	Hotels, motels & tourist courts - Hôtels, motels et camps pour touristes	191.32	201.61	209.21	211.96	209.11	208.01	215.70	237.89	252.72	252.70	263.70	284.67	299.34
921-922	Food & beverage services - Services de la restauration	143.38	146.81	143.99	141.54	143.45	170.76	173.00	183.67	185.32	188.48	194.43	194.09	198.89
921	Food services - Services de restauration	143.91	147.43	144.58	142.14	144.07	171.49	173.84	183.27	185.62	189.00	194.21	193.76	198.44
961-999	Miscellaneous services - Services divers	253.11	268.62	260.45	281.72	288.97	303.08	301.06	298.92	325.73	335.69	347.12	354.63	366.89
991-999	Other services - Autres services	262.33	282.67	288.33	310.45	306.77	327.77	326.19	297.04	332.14	345.35	346.30	397.25	399.72
990	Other services n.e.c. - Autres services n.c.a.	241.74	278.17	284.98	309.67	316.48	343.78	339.89	317.97	350.87	408.16	485.01	461.25	467.50
812-837	Public administration - Administration publique	495.94	510.44	524.75	540.74	564.13	629.76	675.00	693.68	684.70	701.91	701.78	700.91	704.30
812-817	Federal administration (exc'l the military) - Administration fédérale (sauf la défense)	533.32	546.68	563.84	602.55	625.07	662.29	711.36	713.07	757.73	778.94	768.45	753.12	747.07
822-827	Provincial administration - Administration provinciale	468.31	479.84	495.58	496.23	537.66	636.75	674.68	710.49	668.90	669.74	668.60	656.96	679.81
832-837	Local administration - Administration locale	505.46	525.79	536.03	554.43	555.45	595.60	649.43	654.44	653.19	686.52	695.37	717.59	702.36

Annual Estimates of Employment, Earnings and Hours, 1984-1996, Statistics Canada
Estimations annuelles de l'Emploi, des gains et de la durée du travail, 1984-1996, Statistique Canada

Table 2

Estimates of Average Weekly Earnings (including overtime), for All Employees,
by Industry, Canada, Provinces and Territories.

Tableau 2

Estimations de la rémunération hebdomadaire moyenne (incl. temps suppl.), pour
l'ensemble des salariés, par industrie, Canada, provinces et territoires.

SIC 1980 CTI	Industry Industrie	DOLLARS												
		1984	1985	1986	1987	1988	1989	1990	1991	1992	1993	1994	1995	1996
ALBERTA														
451-484	Service producing industries - Branches productrices de services	\$378.42	\$384.59	\$389.71	\$396.33	\$407.11	\$428.44	\$446.29	\$471.15	\$487.82	\$495.01	\$492.56	\$492.94	\$512.20
041-999	Industrial aggregate - Ensemble des industries	425.81	434.67	437.14	442.05	457.48	480.06	502.97	529.46	543.77	552.87	553.75	554.00	577.65
BRITISH COLUMBIA COLOMBIE-BRITANNIQUE														
041-051	Logging and forestry - Exploitation forestière et serv. forestiers	617.43	612.07	607.88	653.88	675.23	706.29	716.49	748.30	753.13	789.51	820.83	846.84	894.48
041	Logging - Exploitation forestière	639.60	634.28	636.26	690.33	728.49	772.28	777.79	784.71	797.12	834.63	872.53	904.67	924.99
061-092	Mining (incl. milling), quarrying and oil wells Mines (y compris broyage), carrières et puits de pétrole	683.73	715.01	743.94	748.92	823.46	840.55	874.48	884.03	965.21	969.28	973.35	1,000.85	1,029.96
061-063	Mining - Mines	689.79	733.88	756.48	754.47	846.47	861.34	895.96	925.36	981.94	997.90	1,005.35	1,025.18	1,053.31
061	Metal mines - Mines de métaux	663.67	687.31	714.66	725.41	839.24	851.12	877.20	911.72	984.82	995.52	1,020.15	1,014.49	..
101-399	Manufacturing - Industries manufacturières	515.59	531.91	539.05	557.76	565.44	601.60	628.96	651.27	668.66	689.61	702.16	734.31	772.53
	Non-durable goods - Biens non durables	500.70	518.11	534.36	550.37	558.45	598.31	621.86	645.32	654.09	681.97	681.72	719.68	719.07
	Durable goods - Biens durables	526.72	542.57	542.83	563.20	570.60	603.88	634.28	656.23	680.94	695.38	717.74	745.31	810.55
101-109	Food - Aliments	436.69	442.98	465.65	477.48	492.19	493.48	521.38	533.28	519.67	568.44	562.14	569.85	568.68
251-259	Wood - Bois	559.99	580.39	595.43	620.32	613.94	655.94	676.32	676.99	687.18	721.84	741.02	777.59	843.84
251	Sawmill, planing mill & shingle mill products - Scieries, ateliers de rabotage et usines de bardeaux	569.62	595.84	611.41	634.30	626.76	667.74	694.12	688.13	728.77	777.07	788.21	820.79	890.06
271-279	Paper & allied products - Papier et produits connexes	656.69	672.34	692.72	726.09	755.91	813.44	848.76	859.13	900.07	926.37	970.14	1,020.94	1,033.27
271	Pulp & paper - Pâtes et papiers	687.05	701.99	719.14	751.01	781.57	841.05	879.39	887.83	928.05	950.90	996.46	1,061.54	1,071.81
281-284	Printing, publishing & allied ind.- Imprimerie, édition et industries connexes	429.71	464.35	469.32	484.03	485.93	522.06	537.41	582.77	598.91	625.09	615.24	686.47	677.87
401-449	Construction - Construction	513.22	528.74	496.88	509.71	527.72	574.51	598.48	605.68	612.93	609.51	664.57	688.16	686.84
401-402	Bldg, developing & general contracting - Constructeurs, promoteurs et entrep. généraux	435.82	429.40	397.10	440.64	450.38	504.14	550.06	565.59	553.65	559.37	646.82	652.04	670.72
401	Residential building & development - Promotion et construction de bâtiments résidentiels	418.55	412.12	381.43	422.29	433.84	477.80	520.68	513.24	515.68	521.63	607.96	610.67	609.93
411-412	Industrial & heavy (engineering) construction - Constr. lourde et industrielle (génie)	768.20	796.20	736.39	676.20	712.63	754.47	772.52	721.35	830.67	863.61	902.58	895.64	869.54
412	Highway & heavy constr. - Constr. de routes et constr. lourde	663.93	720.05	642.24	579.32	605.35	651.08	662.75	666.80	809.00	842.06	872.50	852.40	863.51
421-429	Trade contracting - Entrepreneurs spécialisés	485.09	500.34	472.86	480.98	495.86	550.69	570.35	586.00	605.61	604.68	641.67	668.76	648.63
441-449	Services incidental to construction - Services relatifs à la construction	462.66	497.02	514.42	537.91	560.48	602.61	643.51	648.63	530.95	516.33	587.37	630.55	724.27
451-449	Goods producing industries - Branches productrices de biens	541.50	556.21	554.18	572.11	586.21	621.45	646.07	667.45	681.17	696.42	721.81	753.40	781.69
451-499	Transportation, storage, comm. & other utilities - Transp., entreposage, comm. et autres services publics	568.76	581.20	596.44	610.94	647.36	659.42	686.67	694.27	745.07	765.45	771.13	771.98	794.69

Annual Estimates of Employment, Earnings and Hours, 1984-1996, Statistics Canada
Estimations annuelles de l'Emploi, des gains et de la durée du travail, 1984-1996, Statistique Canada

Table 2

Estimates of Average Weekly Earnings (including overtime), for All Employees,
by Industry, Canada, Provinces and Territories.

Tableau 2

Estimations de la rémunération hebdomadaire moyenne (incl.temps suppl.), pour
l'ensemble des salariés, par industrie, Canada, provinces et territoires.

SIC 1980 CTI	Industry Industrie	DOLLARS												
		1984	1985	1986	1987	1988	1989	1990	1991	1992	1993	1994	1995	1996
BRITISH COLUMBIA COLOMBIE-BRITANNIQUE														
451-479	Transportation & storage - Transport et entreposage	\$568.52	\$580.16	\$596.86	\$616.98	\$660.66	\$668.04	\$695.77	\$701.20	\$750.52	\$775.78	\$778.66	\$776.93	\$807.01
451-459	Transportation - Transport	566.92	577.91	591.17	613.47	658.20	670.22	694.94	698.89	744.58	775.13	774.96	777.28	807.26
481-499	Communication & other utilities - Communications et autres services publics	569.24	583.32	595.57	598.73	621.37	641.10	669.25	681.83	735.91	748.09	757.72	763.22	773.34
481-484	Communication - Communications	530.98	547.36	567.51	568.49	590.62	605.73	624.65	638.66	692.97	695.69	717.24	712.64	704.60
482	Telecommunication carriers - Transmission des télécommunications	586.20	597.95	621.32	633.71	663.35	683.33	711.39	745.72	795.77	858.44	902.38
484	Postal & courier service - Services postaux et services de messagers	448.88	476.22	492.84	468.81	469.66	478.34	469.43	481.80	530.02	495.42	508.30	489.18	498.37
491-499	Other Utilities - Autres services publics	690.27	710.92	697.98	704.46	733.70	774.20	834.16	833.59	867.56	889.51	869.50	920.26	960.07
491	Electric power systems - Énergie électrique	726.21	762.76	758.24	765.01	794.34	813.00	870.75	868.54	917.72	944.41	914.03	994.60	1,038.77
501-692 Trade - Commerce		332.15	337.69	342.34	348.75	352.78	375.73	395.96	412.78	419.42	429.72	450.63	473.28	470.75
501-599	Wholesale Trade - Commerce de gros	474.18	482.56	496.11	497.67	502.82	532.37	554.06	565.40	580.47	597.23	614.41	648.88	645.24
521-524	Food, beverage, drug & tobacco - Produits alimentaires, boissons, médicaments et tabac	462.70	438.96	454.01	437.84	449.48	502.26	509.16	517.16	520.44	536.30	562.60	616.28	602.27
521	Food - Produits alimentaires	465.71	437.49	454.27	431.86	444.55	504.09	513.18	516.65	518.75	532.54	551.15	597.13	580.77
561-563	Metals, hardware, plumbing, heating & building materials - Métaux, quincaillerie, matér. de plomberie, de chauffage et de construction	457.07	470.03	494.51	477.21	477.73	502.86	539.58	553.01	558.51	582.93	580.14	617.17	614.25
563	Lumber & building materials - Bois et matériaux de construction	426.42	433.87	476.32	456.77	448.83	462.38	497.64	519.34	485.75	562.59	551.61	567.82	572.64
571-579	Machinery, equipment & supplies - Machines, matériel et fournitures	490.59	519.01	528.88	564.07	563.68	596.19	620.94	632.36	635.90	667.62	692.29	732.14	740.00
601-692	Retail trade - Commerce de détail	281.16	288.37	289.76	297.82	297.96	316.51	332.63	349.17	356.52	365.75	379.39	398.00	392.10
601-603	Food, beverage and drug - Aliments, boissons et médicaments	344.52	352.78	343.34	345.35	349.08	367.34	357.91	377.47	373.07	373.86	382.33	392.94	389.61
601	Food stores - Magasins d'alimentation	354.36	363.54	358.85	352.25	356.62	378.93	367.45	380.23	360.97	357.41	362.46	373.40	367.71
611-615	Shoe, apparel, fabric & yarn - Chaussures, vêtements, tissus et filés	197.96	213.94	207.46	221.35	217.86	202.15	217.98	242.43	230.69	230.42	264.43	274.83	268.81
613	Women's clothing stores - Magasins de vêtements pour dames	148.12	131.30	140.43	156.00	152.38	148.70	174.31	198.34	206.63	207.02	248.99	265.51	250.17
621-623	Household furniture, appliances & furnishings - Meubles, appareils et accessoires de maison	315.88	314.70	294.44	312.27	297.33	326.88	372.92	381.60	400.08	419.89	436.02	414.55	374.14
622	Appliance, TV, radio & stereo stores - Magasins ménagers, tv, radio & appar. stéréo	305.58	315.29	294.86	309.32	335.86	319.94	379.09	391.92	405.58	441.55	448.19	393.87	340.06
631-639	Auto vehicles, parts & access., sales & serv. Véhicules autos, pièces & access., vente & serv.	315.66	324.71	338.17	346.78	343.72	377.73	405.99	424.28	419.50	434.74	479.66	515.88	535.91
641-641	General merchandise stores - Magasins de marchandises diverses	250.88	262.76	269.60	268.83	265.77	277.16	287.49	279.47	305.78	308.66	306.18	308.79	312.44
651-692	Other retail n.e.c. - Autres commerces de détail n.c.a.	206.24	208.03	210.66	223.70	229.67	257.04	272.06	285.75	299.39	324.98	324.08	372.84	345.21
701-761 Finance, insurance & real estate - Finances, assur. & affaires immobilières		410.26	441.85	464.73	494.93	498.38	542.38	539.91	559.81	587.91	638.08	662.61	655.89	728.85
701-749	Finance & insurance - Intermédiaires financiers et assurances	438.59	464.96	485.88	516.06	503.82	532.94	546.54	575.56	594.74	673.87	690.79	690.96	779.51
701-709	Deposit accepting intermediaries - Intermédiaires financiers de dépôts	417.34	445.60	450.45	482.36	465.34	475.60	490.24	511.66	527.32	535.99	546.93	565.44	604.84
701-702	Banks - Banques	416.72	444.82	450.01	481.30	466.43	477.63	492.83	513.48	531.01	539.19	548.59	564.83	602.83
721-729	Investment intermediaries - Intermédiaires d'investissement	411.35	457.40	499.62	559.13	545.19	518.34	514.99	495.69	468.40	602.64	632.78	648.75	768.79
731-733	Insurance - Assurances	508.04	533.64	563.67	585.87	625.26	662.29	697.18	717.22	739.81	806.49	813.03	838.08	882.52

Annual Estimates of Employment, Earnings and Hours, 1984-1996, Statistics Canada
Estimations annuelles de l'Emploi, des gains et de la durée du travail, 1984-1996, Statistique Canada

Table 2

Estimates of Average Weekly Earnings (including overtime), for All Employees,
by Industry, Canada, Provinces and Territories.

Tableau 2

Estimations de la rémunération hebdomadaire moyenne (incl.temps suppl.), pour
l'ensemble des salariés, par industrie, Canada, provinces et territoires.

SIC 1980 CTI	Industry Industrie	DOLLARS												
		1984	1985	1986	1987	1988	1989	1990	1991	1992	1993	1994	1995	1996
BRITISH COLUMBIA COLOMBIE-BRITANNIQUE														
751-759	Real estate operators (exc'l developers) - Services immobiliers (sauf lotisseurs)	\$295.19	\$331.46	\$357.13	\$376.96	\$396.34	\$437.03	\$441.17	\$424.05	\$409.81	\$456.53	\$547.49	\$530.50	\$578.72
761-761	Insurance & real estate agent - Agences d'assur. et agences immobilières	376.98	452.98	453.58	489.78	538.65	640.86	587.11	610.72	675.87	641.40	648.99	629.51	665.58
771-779	Comm., business & pers. services - Services	352.93	360.45	360.72	370.09	379.13	402.70	422.86	449.44	462.64	466.67	482.95	505.84	517.70
851-999	socio-culturels, comm. et pers.	427.57	454.25	453.17	459.34	494.07	521.88	555.10	586.03	586.60	579.37	615.95	678.42	677.27
771-779	Business services - Services aux entreprises	427.57	454.25	453.17	459.34	494.07	521.88	555.10	586.03	586.60	579.37	615.95	678.42	677.27
851-859	Educational & related services - Services d'enseignement et services annexes	528.69	533.58	533.15	541.70	550.92	560.83	590.77	621.24	659.48	659.32	671.25	676.21	681.34
851	Elementary & secondary education - Enseignement élémentaire et secondaire	603.72	611.30	614.23	623.36	629.50	646.66	679.24	710.36	733.68	707.58	723.67	726.38	725.88
852	Post-second. non-university education - Enseignement postsecondaire non univers.	425.56	436.00	443.60	434.65	458.14	466.99	501.05	558.47	637.81	682.22	652.45	646.23	666.64
853	University education - Enseignement universitaire	448.44	442.67	431.80	450.39	453.88	455.87	469.55	488.14	531.96	564.92	579.50	600.56	606.30
861-869	Health & social services - Services de soins de santé et services sociaux	343.99	350.01	351.58	374.64	387.28	410.00	451.19	476.70	496.60	519.37	525.35	545.48	557.29
861	Hospitals - Hôpitaux	395.00	406.22	407.69	442.75	455.28	477.97	516.41	548.37	567.42	591.19	609.29	622.72	633.88
911-922	Accommodation, food & beverage services - Hébergement et restauration	207.43	218.97	210.14	208.04	204.74	211.19	228.05	220.84	220.60	230.13	241.91	244.46	266.05
911-914	Accommodation services - Services d'hébergement	241.59	252.98	243.43	246.37	254.72	262.78	303.34	292.87	287.76	307.77	322.72	331.20	353.71
911	Hotels, motels & tourist courts - Hôtels, motels et camps pour touristes	244.88	256.03	244.14	248.26	255.55	268.46	304.26	293.53	285.32	309.65	319.29	328.26	353.07
921-922	Food & beverage services - Services de la restauration	196.33	208.06	198.58	195.00	188.38	195.39	199.14	197.68	199.85	206.48	215.48	219.27	237.66
921	Food services - Services de restauration	190.49	202.08	193.11	189.55	182.75	190.05	192.99	190.91	195.62	203.58	212.03	217.52	236.48
961-999	Miscellaneous services - Services divers	267.64	263.75	279.84	289.89	279.78	320.24	322.37	367.77	373.89	385.27	405.99	415.78	432.74
812-837	Public administration - Administration publique	497.58	529.76	521.92	550.65	569.33	647.28	683.37	709.85	740.07	775.58	792.65	800.78	794.50
812-817	Federal administration (exc'l the military) - Administration fédérale (sauf la défense)	548.72	571.59	590.96	625.10	644.83	693.37	733.55	745.04	786.60	807.08	811.62	804.56	784.52
822-827	Provincial administration - Administration provinciale	432.40	495.33	442.87	452.53	471.58	612.37	630.71	685.22	709.14	749.33	760.84	807.27	832.29
832-837	Local administration - Administration locale	483.12	505.01	519.41	541.76	558.97	622.21	672.10	689.37	711.97	763.26	800.89	790.43	773.02
451-484	Service producing industries - Branches 501-999 productrices de services	391.54	402.45	406.88	416.80	425.36	454.48	470.73	493.80	508.95	521.63	539.55	554.76	563.70
041-999	Industrial aggregate - Ensemble des industries	426.90	438.59	440.43	454.22	464.44	494.93	512.04	531.80	545.89	558.18	577.92	594.69	607.54
YUKON														
401-449	Construction - Construction	605.04	479.62	647.05	532.09	517.48	623.75	633.58	717.35	721.89	720.37	732.51	718.60	785.60
041-449	Goods producing industries - Branches 491-499 productrices de biens	608.61	571.15	642.03	670.06	707.20	713.52	735.16	760.36	803.45	822.27	870.94	883.01	939.54
451-499	Transportation, storage, comm. & other utilities - Transp., entreposage, comm. et autres services publics	611.83	611.50	636.54	651.23	679.06	707.67	715.37	776.04	825.75	806.26	788.66	808.94	821.62

Annual Estimates of Employment, Earnings and Hours, 1984-1996, Statistics Canada
Estimations annuelles de l'Emploi, des gains et de la durée du travail, 1984-1996, Statistique Canada

Table 2

Estimates of Average Weekly Earnings (including overtime), for All Employees,
by Industry, Canada, Provinces and Territories.

Tableau 2

Estimations de la rémunération hebdomadaire moyenne (incl.temps suppl.), pour
l'ensemble des salariés, par industrie, Canada, provinces et territoires.

SIC 1980 CTI	Industry Industrie	DOLLARS												
		1984	1985	1986	1987	1988	1989	1990	1991	1992	1993	1994	1995	1996
YUKON														
451-479	Transportation & storage - Transport et entreposage	\$646.11	\$640.80	\$655.13	\$645.79	\$670.76	\$701.78	\$706.62	\$721.68	\$757.82	\$784.82	\$782.49	\$811.24	\$852.69
481-499	Communication & other utilities - Communications et autres services publics	528.42	540.79	585.69	666.15	699.66	724.01	731.17	839.34	908.35	827.04	794.84	806.59	797.08
501-692	Trade - Commerce	356.47	373.44	383.69	379.59	375.65	389.55	428.95	454.67	457.57	462.83	501.60	505.06	495.67
771-779	Comm., business & pers. services - Services													
851-999	socio-culturels, comm. et pers.	323.28	336.87	337.40	343.44	355.18	391.67	420.80	489.15	527.23	542.76	565.47	539.62	563.80
851-859	Educational & related services - Services d'enseignement et services annexes	666.41	784.61	862.21	743.83	746.04	767.93	757.59	740.35	785.43	823.80	842.50	799.03	816.35
851	Elementary & secondary education - Enseignement élémentaire et secondaire	870.42	899.88	901.25	928.74	863.69	844.49	805.31	764.77	836.99	855.13	871.99	855.66	889.92
861-869	Health & social services - Services de soins de santé et services sociaux	262.86	274.95	282.66	306.00	319.32	355.43	398.35	556.97	643.32	634.74	670.33	662.70	666.79
911-922	Accommodation, food & beverage services - Hébergement et restauration	216.31	222.16	228.82	209.21	226.35	243.45	264.46	267.32	278.04	290.53	316.71	312.27	344.51
911-914	Accommodation services - Services d'hébergement	207.62	210.82	227.31	244.84	245.17	259.21	268.51	282.87	299.88	317.70	349.65	350.31	383.09
911	Hotels, motels & tourist courts - Hôtels, motels et camps pour touristes	205.04	209.44	225.17	247.05	243.94	259.17	265.24	280.80	295.59	315.02	340.68	340.25	378.26
812-837	Public administration - Administration publique	456.14	483.14	517.15	563.55	698.32	705.72	747.74	789.09	852.56	869.94	846.02	830.97	799.09
812-817	Federal administration (exc'l the military) - Administration fédérale (sauf la défense)	486.65	524.12	561.51	594.21	660.26	694.61	744.74	745.69	782.55	800.68	728.08	673.87	693.16
822-827	Provincial administration - Administration provinciale	457.47	476.91	520.30	573.56	780.86	720.89	754.35	828.02	906.89	926.91	915.17	913.67	904.03
451-484	Service producing industries - Branches													
501-999	productrices de services	424.40	444.50	458.02	469.67	516.85	542.01	570.10	618.94	657.91	660.15	661.64	647.09	648.22
041-999	Industrial aggregate - Ensemble des industries	452.44	460.31	484.34	500.06	547.73	569.74	593.85	638.53	680.74	681.52	688.98	679.66	694.80
NORTHWEST TERRITORIES TERRITOIRES DU NORD-OUEST														
401-449	Construction - Construction	537.23	529.83	550.75	557.09	592.24	603.97	632.85	639.36	648.77	672.23	683.94	703.08	718.61
041-449	Goods producing industries - Branches													
491-499	productrices de biens	742.37	768.81	771.96	813.43	859.83	900.11	979.72	992.17	931.97	899.64	877.77	900.79	940.26
451-499	Transportation, storage, comm. & other utilities - Transp., entreposage, comm. et autres services publics	593.35	603.38	618.72	640.90	665.84	704.00	737.49	778.98	830.18	791.27	769.10	805.71	838.43
451-479	Transportation & storage - Transport et entreposage	506.42	522.01	538.67	616.77	624.94	672.44	695.26	733.51	727.64	685.69	661.20	724.33	765.59
481-499	Communication & other utilities - Communications et autres services publics	775.40	756.54	760.97	694.93	759.14	778.67	831.89	882.17	998.12	957.71	944.07	931.28	978.80
501-692	Trade - Commerce	263.86	263.81	265.13	284.23	293.48	315.86	345.74	386.78	408.19	407.06	429.81	436.65	423.51
601-603	Food, beverage and drug - Aliments, boissons et médicaments	252.51	253.17	268.08	243.47	250.97	272.30	290.88	298.43	306.59	304.86	355.25	389.83	339.04

Annual Estimates of Employment, Earnings and Hours, 1984-1996, Statistics Canada
Estimations annuelles de l'Emploi, des gains et de la durée du travail, 1984-1996, Statistique Canada

Table 2

Estimates of Average Weekly Earnings (including overtime), for All Employees,
by Industry, Canada, Provinces and Territories.

Tableau 2

Estimations de la rémunération hebdomadaire moyenne (incl.temps suppl.), pour
l'ensemble des salariés, par industrie, Canada, provinces et territoires.

SIC 1980 CTI	Industry Industrie	DOLLARS												
		1984	1985	1986	1987	1988	1989	1990	1991	1992	1993	1994	1995	1996
NORTHWEST TERRITORIES TERRITOIRES DU NORD-OUEST														
701-761 Finance, insurance & real estate - Finances, assur. & affaires immobilières														
		\$484.27	\$498.25	\$501.56	\$546.58	\$596.19	\$616.07	\$636.20	\$675.37	\$725.27	\$715.63	\$770.40	\$771.36	\$812.20
751-761	Real estate operators & insurance agent - Services immobiliers & agences d'assurances	475.59	485.53	490.91	557.63	589.14	607.80	628.17	692.95	740.13	724.81	784.19	778.17	831.87
751-759	Real estate operators (exc'l developers) - Services immobiliers (sauf lotisseurs)	477.50	488.53	494.56	552.88	591.02	610.01	617.57	688.34	729.17	720.21	780.91	787.99	827.71
771-779 Comm., business & pers. services - Services 851-999 socio-culturels, comm. et pers.														
851-859	Educational & related services - Services d'enseignement et services annexes	379.52	381.59	409.94	431.54	441.38	514.90	539.66	589.34	622.44	621.34	642.00	633.82	638.56
861-869	Health & social services - Services de soins de santé et services sociaux	536.17	546.18	596.81	648.13	688.29	723.51	768.10	771.54	791.97	800.48	808.85	802.93	752.46
861	Hospitals - Hôpitaux	496.16	491.20	502.48	534.52	569.94	602.33	637.42	679.15	707.59	684.54	674.90	677.69	698.39
911-922	Accommodation, food & beverage services - Hébergement et restauration	532.15	540.84	540.55	557.54	617.94	660.33	716.90	756.31	782.16	779.91	776.27
911-914	Accommodation services - Services d'hébergement	163.29	158.69	152.25	152.95	180.72	263.01	273.58	325.54	355.47	341.88	361.23	334.60	354.49
921-922	Food & beverage services - Services de la restauration	122.56	131.47	134.10	137.31	175.15	266.53	279.71	293.65	329.01	316.48	347.92	343.99	404.10
921	Food services - Services de restauration	238.37	221.87	199.97	191.33	195.16	251.90	255.63	379.24	390.82	376.96	383.96	322.16	304.66
		241.84	225.60	203.54	194.96	198.67	256.29	259.67	382.05	393.05	389.79	389.62	325.96	304.45
812-837 Public administration - Administration publique														
		593.79	628.81	642.15	645.09	729.63	698.81	727.28	775.89	784.31	800.24	788.99	804.62	818.66
812-817	Federal administration (exc'l the military) - Administration fédérale (sauf la défense)	543.69	567.76	566.45	622.41	655.28	694.36	736.25	735.35	764.42	766.45	715.19	690.14	696.69
822-827	Provincial administration - Administration provinciale	719.99	783.79	816.44	757.46	856.90	809.32	823.96	888.08	923.31	954.01	957.42	970.02	986.90
832-837	Local administration - Administration locale	362.39	376.53	392.13	416.87	488.35	507.91	556.70	577.45	556.70	620.49	648.94	673.69	675.11
451-484 Service producing industries - Branches 501-999 productrices de services														
		474.97	486.16	501.66	514.68	549.86	579.15	603.55	653.45	671.96	668.38	670.58	674.49	679.89
041-999 Industrial aggregate - Ensemble des industries														
		530.76	545.75	551.04	566.25	604.48	631.84	663.94	703.62	710.52	701.63	703.23	709.91	721.00

Annual Estimates of Employment, Earnings and Hours, 1984-1996, Statistics Canada
Estimations annuelles de l'Emploi, des gains et de la durée du travail, 1984-1996, Statistique Canada

Table 3A

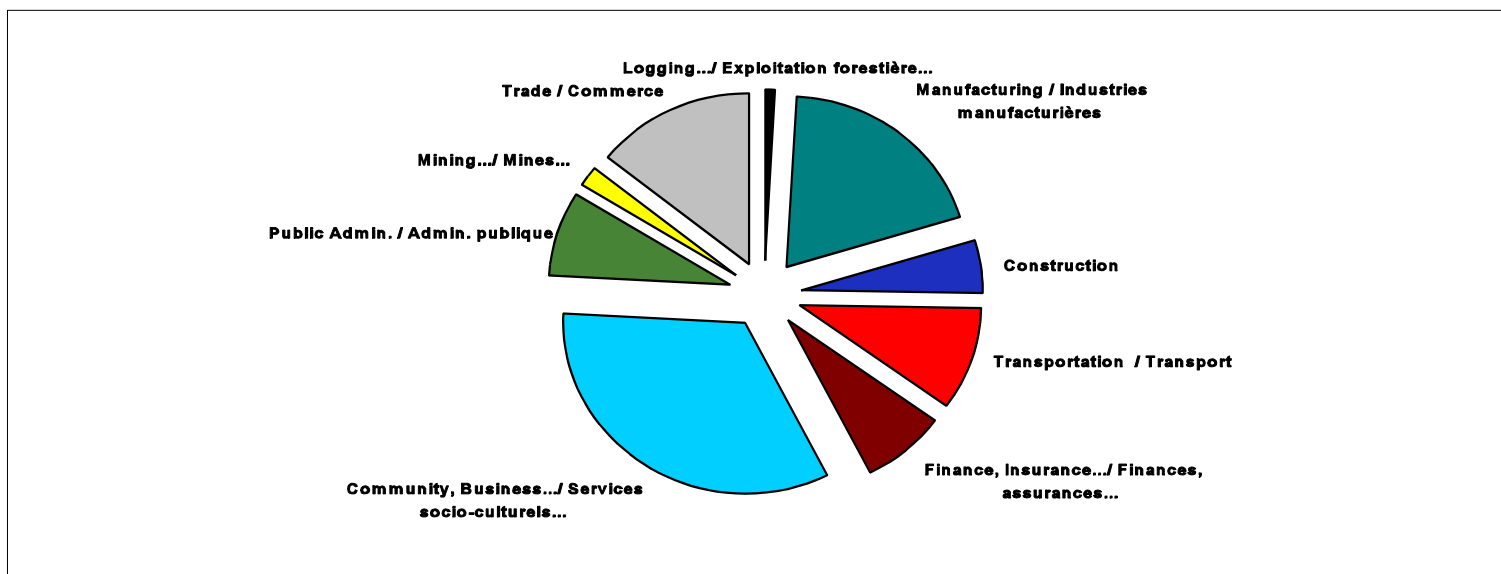
Tableau 3A

Estimates of Total Weekly Payrolls, for All Employees, for Selected Industries, Canada, Provinces and Territories.

At the Canada level for 1996, total weekly payrolls grew slightly in all major economic sectors except Public Administration and Transportation, Storage, Communication and Other Utilities.

Estimations de la rémunération hebdomadaire brute, pour l'ensemble des salariés, pour une sélection d'industries, Canada, provinces et territoires.

En 1996, au niveau du Canada, la rémunération hebdomadaire brute a augmenté légèrement dans tous les secteurs économiques majeurs sauf pour l'administration publique et le transport, l'entreposage, les communications et les autres services publics.



Canada, Provinces and Territories/
Canada, Provinces et Territoires

Page

78

Table 3A

Estimates of Total Weekly Payrolls, for All Employees, for Selected Industries,
Canada, Provinces and Territories.

Tableau 3A

Estimations de la rémunération brute, pour l'ensemble des salariés, pour une
sélection d'industries, Canada, provinces et territoires.

SIC 1980 CTI	Industry Industrie	DOLLARS IN THOUSANDS - DOLLARS EN MILLIERS												
		1984	1985	1986	1987	1988	1989	1990	1991	1992	1993	1994	1995	1996
CANADA														
041-051	Logging and forestry - Exploitation forestière et serv. forestiers	34,682	34,549	33,031	38,850	39,317	43,250	40,598	42,446	42,620	46,073	48,158	50,201	50,570
061-092	Mining (incl. milling), quarrying and oil wells Mines (y compris broyage), carrières et puits de pétrole	107,766	117,703	112,600	114,318	126,554	130,896	135,326	136,343	123,672	118,952	131,684	133,228	136,368
101-399	Manufacturing - Industries manufacturières	820,335	875,647	930,915	1,014,647	1,084,107	1,158,758	1,145,065	1,070,502	1,058,003	1,082,588	1,134,914	1,178,848	1,245,261
401-449	Construction - Construction	209,401	242,232	261,495	287,506	315,792	366,504	380,189	323,282	295,052	284,689	299,382	309,683	316,863
041-449	Goods producing industries - Branches													
491-499	productrices de biens	1,242,934	1,345,156	1,415,621	1,538,515	1,655,890	1,795,856	1,808,834	1,690,310	1,642,019	1,655,865	1,736,974	1,792,623	1,866,256
451-499	Transportation, storage, comm. & other utilities - Transp., entreposage, comm. et autres services publics	438,786	454,868	468,775	484,618	512,980	554,969	584,394	591,479	602,271	602,539	614,561	625,083	617,189
501-692	Trade - Commerce	516,135	553,825	595,010	637,364	681,090	740,210	809,348	784,413	776,058	798,490	827,136	877,367	900,462
701-761	Finance, insurance & real estate - Finances, assur. & affaires immobilières	244,160	262,610	292,521	326,452	368,248	399,164	402,886	410,712	422,430	435,643	431,945	441,168	479,084
771-779	Comm., business & pers. services - Services													
851-999	socio-culturels, comm. et pers.	1,068,542	1,162,446	1,230,748	1,349,976	1,464,120	1,612,048	1,754,744	1,813,161	1,862,092	1,922,369	1,983,116	2,054,106	2,133,317
812-837	Public administration - Administration publique	347,098	360,924	381,430	397,452	419,841	456,987	503,078	524,037	542,639	548,238	547,985	535,873	513,280
451-484	Service producing industries - Branches													
501-999	productrices de services	2,543,972	2,719,650	2,890,904	3,112,668	3,356,159	3,666,930	3,946,794	4,006,064	4,082,817	4,183,717	4,281,907	4,412,934	4,526,138
041-999	Industrial aggregate - Ensemble des industries	3,786,906	4,064,805	4,306,524	4,651,184	5,012,049	5,462,786	5,755,628	5,696,374	5,724,836	5,839,582	6,018,882	6,205,557	6,392,394
NEWFOUNDLAND TERRE-NEUVE														
041-051	Logging and forestry - Exploitation forestière et serv. forestiers	852	619	539	732	788	798	844	808	840	793	990	1,066	1,062
061-092	Mining (incl. milling), quarrying and oil wells Mines (y compris broyage), carrières et puits de pétrole	2,259	2,123	1,854	1,981	2,484	2,677	2,886	2,622	2,235	2,286	2,612	2,519	2,614
101-399	Manufacturing - Industries manufacturières	5,534	5,953	6,261	7,553	8,371	8,878	8,405	7,736	6,958	6,467	6,519	6,982	7,165
401-449	Construction - Construction	2,337	2,037	2,734	2,795	3,597	4,430	4,134	3,728	3,952	5,424	7,634	7,678	6,888
041-449	Goods producing industries - Branches													
491-499	productrices de biens	12,432	12,182	12,870	14,613	16,978	18,710	18,375	17,068	16,124	16,997	20,007	20,448	19,852
451-499	Transportation, storage, comm. & other utilities - Transp., entreposage, comm. et autres services publics	6,917	7,285	6,801	6,664	7,064	7,749	8,501	8,458	8,461	8,185	8,470	8,489	8,226

Annual Estimates of Employment, Earnings and Hours, 1984-1996, Statistics Canada
Estimations annuelles de l'Emploi, des gains et de la durée du travail, 1984-1996, Statistique Canada

Table 3A

Estimates of Total Weekly Payrolls, for All Employees, for Selected Industries,
Canada, Provinces and Territories.

Tableau 3A

Estimations de la rémunération brute, pour l'ensemble des salariés, pour une
sélection d'industries, Canada, provinces et territoires.

SIC 1980 CTI	Industry Industrie	DOLLARS IN THOUSANDS - DOLLARS EN MILLIERS												
		1984	1985	1986	1987	1988	1989	1990	1991	1992	1993	1994	1995	1996
NEWFOUNDLAND TERRE-NEUVE														
501-692	Trade - Commerce	5,295	5,430	6,004	7,070	8,024	8,980	9,907	9,244	8,844	8,908	9,927	10,039	10,345
701-761	Finance, insurance & real estate - Finances, assur. & affaires immobilières	1,724	1,882	1,914	1,986	2,086	2,272	2,692	2,921	3,055	2,968	3,328	3,485	3,543
771-779 851-999	Comm., business & pers. services - Services socio-culturels, comm. et pers.	16,579	17,346	18,127	20,472	22,418	24,496	25,761	26,046	26,246	27,295	26,825	27,276	26,805
812-837	Public administration - Administration publique	7,003	7,377	7,861	8,418	8,922	9,828	10,846	11,219	11,265	11,343	10,892	11,105	10,981
451-484 501-999	Service producing industries - Branches productrices de services	36,068	37,869	39,225	43,060	46,777	51,398	55,601	55,714	55,731	56,673	57,190	58,191	57,778
041-999	Industrial aggregate - Ensemble des industries	48,500	50,051	52,096	57,672	63,755	70,109	73,976	72,782	71,855	73,669	77,197	78,639	77,630
PRINCE EDWARD ISLAND ILE-DU-PRINCE-ÉDOUARD														
101-399	Manufacturing - Industries manufacturières	796	907	962	1,045	1,184	1,320	1,365	1,328	1,508	1,457	1,540	1,796	2,278
401-449	Construction - Construction	543	561	647	761	944	929	1,116	998	1,044	1,045	1,070	2,467	3,546
041-449 491-499	Goods producing industries - Branches productrices de biens	1,512	1,634	1,793	2,018	2,359	2,493	2,755	2,620	2,859	2,852	2,965	4,589	6,139
451-499	Transportation, storage, comm. & other utilities - Transp., entreposage, comm. et autres services publics	1,269	1,294	1,344	1,498	1,600	1,622	1,698	1,775	1,813	1,884	1,795	1,760	1,696
501-692	Trade - Commerce	1,491	1,507	1,617	1,947	2,058	2,215	2,395	2,134	2,089	2,331	2,340	2,563	2,798
701-761	Finance, insurance & real estate - Finances, assur. & affaires immobilières	478	524	557	625	712	710	743	702	905	993	1,030	1,085	1,009
771-779 851-999	Comm., business & pers. services - Services socio-culturels, comm. et pers.	3,093	3,234	3,587	4,209	4,764	5,279	5,754	6,002	6,193	6,380	6,458	6,885	7,591
812-837	Public administration - Administration publique	2,356	2,538	2,599	2,854	2,938	2,913	3,296	3,399	3,572	3,525	3,624	3,536	3,542
451-484 501-999	Service producing industries - Branches productrices de services	8,542	8,956	9,551	10,956	11,882	12,532	13,658	13,762	14,312	14,830	14,978	15,591	16,426
041-999	Industrial aggregate - Ensemble des industries	10,054	10,589	11,344	12,974	14,241	15,025	16,413	16,382	17,172	17,681	17,943	20,180	22,565
NOVA SCOTIA NOUVELLE-ÉCOSSE														
041-051	Logging and forestry - Exploitation forestière et serv. forestiers	714	808	823	754	830	912	1,031	814	820	942	1,210	1,135	1,070

Annual Estimates of Employment, Earnings and Hours, 1984-1996, Statistics Canada
Estimations annuelles de l'Emploi, des gains et de la durée du travail, 1984-1996, Statistique Canada

Table 3A

Estimates of Total Weekly Payrolls, for All Employees, for Selected Industries,
Canada, Provinces and Territories.

Tableau 3A

Estimations de la rémunération brute, pour l'ensemble des salariés, pour une
sélection d'industries, Canada, provinces et territoires.

SIC 1980 CTI	Industry Industrie	DOLLARS IN THOUSANDS - DOLLARS EN MILLIERS												
		1984	1985	1986	1987	1988	1989	1990	1991	1992	1993	1994	1995	1996
NOVA SCOTIA NOUVELLE-ÉCOSSE														
061-092	Mining (incl. milling), quarrying and oil wells Mines (y compris broyage), carrières et puits de pétrole	2,308	2,498	2,878	3,042	3,123	2,530	2,920	3,111	2,836	2,789	3,115	2,930	2,329
101-399	Manufacturing - Industries manufacturières	14,287	14,479	15,148	17,593	19,336	20,139	20,209	19,576	20,469	19,680	20,493	21,469	22,371
401-449	Construction - Construction	4,891	5,038	5,737	6,820	7,531	9,411	9,815	8,527	7,166	7,462	6,953	7,214	7,328
041-449	Goods producing industries - Branches													
491-499	productrices de biens	23,548	24,297	26,102	29,788	32,466	34,747	36,069	34,099	33,311	32,917	33,929	35,062	35,360
451-499	Transportation, storage, comm. & other utilities - Transp., entreposage, comm. et autres services publics	10,968	11,441	12,033	12,694	12,903	13,616	14,806	14,195	14,343	14,399	14,729	14,261	14,630
501-692	Trade - Commerce	10,567	11,698	12,076	12,897	14,311	17,036	19,033	18,126	18,078	19,290	20,298	21,237	21,478
701-761	Finance, insurance & real estate - Finances, assur. & affaires immobilières	4,648	5,113	5,286	5,677	6,365	7,071	7,560	7,729	8,173	8,436	8,812	9,259	9,771
771-779	Comm., business & pers. services - Services													
851-999	socio-culturels, comm. et pers.	28,922	31,318	33,424	35,693	38,995	42,519	45,068	47,770	48,801	49,774	50,812	50,811	52,715
812-837	Public administration - Administration publique	12,925	13,707	14,390	15,297	15,875	17,299	19,268	19,646	19,589	20,079	19,544	18,928	18,526
451-484	Service producing industries - Branches													
501-999	productrices de services	66,683	71,803	75,692	80,679	86,803	95,787	103,640	105,395	106,964	109,934	112,036	112,181	114,859
041-999	Industrial aggregate - Ensemble des industries	90,231	96,100	101,794	110,468	119,269	130,535	139,709	139,494	140,275	142,852	145,965	147,243	150,219
NEW BRUNSWICK NOUVEAU-BRUNSWICK														
041-051	Logging and forestry - Exploitation forestière et serv. forestiers	2,020	1,910	2,442	1,974	2,386	2,579	2,148	2,689	2,279	2,507	2,082	2,820	2,604
061-092	Mining (incl. milling), quarrying and oil wells Mines (y compris broyage), carrières et puits de pétrole	1,810	2,083	2,009	2,164	2,244	2,394	1,954	1,968	2,072	2,007	1,996	2,352	2,518
101-399	Manufacturing - Industries manufacturières	12,352	12,869	14,475	16,402	18,353	19,740	19,601	18,990	19,182	18,797	19,143	20,160	19,383
401-449	Construction - Construction	3,019	3,164	4,039	4,724	5,919	7,942	7,957	7,766	7,250	7,130	6,699	6,716	7,088
041-449	Goods producing industries - Branches													
491-499	productrices de biens	21,168	22,032	25,096	27,494	31,227	35,280	34,626	34,586	34,062	33,821	32,987	35,201	34,346
451-499	Transportation, storage, comm. & other utilities - Transp., entreposage, comm. et autres services publics	11,038	11,310	11,846	11,785	11,677	12,769	13,430	13,891	14,253	14,744	14,529	15,117	15,699
501-692	Trade - Commerce	8,685	9,477	10,237	10,748	11,599	12,554	14,017	14,796	13,935	14,650	15,964	16,748	17,424

Annual Estimates of Employment, Earnings and Hours, 1984-1996, Statistics Canada
Estimations annuelles de l'emploi, des gains et de la durée du travail, 1984-1996, Statistique Canada

Table 3A

Estimates of Total Weekly Payrolls, for All Employees, for Selected Industries,
Canada, Provinces and Territories.

Tableau 3A

Estimations de la rémunération brute, pour l'ensemble des salariés, pour une
sélection d'industries, Canada, provinces et territoires.

SIC 1980 CTI	Industry Industrie	DOLLARS IN THOUSANDS - DOLLARS EN MILLIERS												
		1984	1985	1986	1987	1988	1989	1990	1991	1992	1993	1994	1995	1996
NEW BRUNSWICK NOUVEAU-BRUNSWICK														
701-761	Finance, insurance & real estate - Finances, assur. & affaires immobilières	3,621	3,718	4,152	4,488	4,559	4,892	5,122	5,179	4,990	5,065	5,243	5,881	5,958
771-779 851-999	Comm., business & pers. services - Services socio-culturels, comm. et pers.	21,358	23,189	24,291	26,505	28,288	31,116	34,688	36,293	36,792	38,396	38,807	39,227	40,241
812-837	Public administration - Administration publique	9,471	9,863	10,657	11,272	11,534	12,444	13,401	14,187	14,616	15,443	14,720	15,493	15,524
451-484 501-999	Service producing industries - Branches productrices de services	52,204	55,551	59,051	62,569	65,332	71,150	77,693	81,172	81,308	84,918	86,197	89,314	92,094
041-999	Industrial aggregate - Ensemble des industries	73,373	77,583	84,147	90,062	96,559	106,430	112,320	115,758	115,370	118,739	119,184	124,515	126,440
QUÉBEC														
041-051	Logging and forestry - Exploitation forestière et serv. forestiers	7,058	7,231	7,132	8,771	8,554	9,723	9,213	9,082	9,487	10,130	10,044	9,693	9,809
061-092	Mining (incl. milling), quarrying and oil wells - Mines (y compris broyage), carrières et puits de pétrole	10,176	10,738	10,609	11,025	12,048	12,097	13,114	12,885	12,444	11,002	12,542	12,429	12,669
101-399	Manufacturing - Industries manufacturières	203,661	216,915	232,268	253,885	271,976	289,779	288,918	279,410	273,204	280,558	279,313	292,601	308,636
401-449	Construction - Construction	53,300	67,499	69,297	75,447	83,616	96,530	92,311	73,788	63,839	65,406	70,396	71,200	66,642
041-449 491-499	Goods producing industries - Branches productrices de biens	291,980	322,146	338,606	370,509	400,003	432,657	429,548	405,474	390,559	400,649	405,717	419,000	427,607
451-499	Transportation, storage, comm. & other utilities - Transp., entreposage, comm. et autres services publics	108,121	110,281	111,804	119,114	125,628	133,982	138,449	143,268	146,020	147,324	153,148	155,746	146,835
501-692	Trade - Commerce	119,791	129,635	143,908	157,841	167,959	177,871	197,311	185,644	174,865	181,973	189,395	197,848	201,377
701-761	Finance, insurance & real estate - Finances, assur. & affaires immobilières	62,077	66,184	73,116	76,351	90,376	95,221	95,474	102,139	103,264	97,173	92,059	92,224	97,272
771-779 851-999	Comm., business & pers. services - Services socio-culturels, comm. et pers.	276,678	301,193	314,204	340,297	376,301	410,828	442,253	457,456	466,163	468,665	469,894	481,440	491,904
812-837	Public administration - Administration publique	92,647	94,342	97,409	104,674	108,591	112,376	125,320	129,004	134,253	134,229	133,716	129,024	123,342
451-484 501-999	Service producing industries - Branches productrices de services	641,529	681,873	721,140	776,897	845,046	905,750	972,816	987,202	992,981	995,812	1,004,790	1,023,205	1,030,880
041-999	Industrial aggregate - Ensemble des industries	933,509	1,004,019	1,059,745	1,147,406	1,245,049	1,338,408	1,402,364	1,392,676	1,383,540	1,396,460	1,410,507	1,442,206	1,458,487

Annual Estimates of Employment, Earnings and Hours, 1984-1996, Statistics Canada
Estimations annuelles de l'Emploi, des gains et de la durée du travail, 1984-1996, Statistique Canada

Table 3A

Estimates of Total Weekly Payrolls, for All Employees, for Selected Industries,
Canada, Provinces and Territories.

Tableau 3A

Estimations de la rémunération brute, pour l'ensemble des salariés, pour une
sélection d'industries, Canada, provinces et territoires.

SIC 1980 CTI	Industry Industrie	DOLLARS IN THOUSANDS - DOLLARS EN MILLIERS												
		1984	1985	1986	1987	1988	1989	1990	1991	1992	1993	1994	1995	1996
ONTARIO														
041-051	Logging and forestry - Exploitation forestière et serv. forestiers	8,232	8,362	8,498	8,703	8,098	8,371	7,833	7,295	8,065	7,652	7,510	7,770	6,921
061-092	Mining (incl. milling), quarrying and oil wells Mines (y compris broyage), carrières et puits de pétrole	18,609	18,680	18,671	20,414	23,119	24,515	23,596	20,354	19,816	20,534	19,168	22,060	22,999
101-399	Manufacturing - Industries manufacturières	435,899	470,060	502,541	540,892	573,870	614,504	591,052	544,773	537,154	549,928	591,808	611,767	641,667
401-449	Construction - Construction	82,443	97,934	114,233	127,895	138,471	158,041	161,890	136,941	117,980	103,937	106,336	110,420	115,378
041-449	Goods producing industries - Branches													
491-499	productrices de biens	574,368	626,570	677,797	734,073	783,047	848,343	833,898	762,664	737,923	734,427	776,561	801,715	837,700
451-499	Transportation, storage, comm. & other utilities - Transp., entreposage, comm. et autres services publics	148,614	156,380	165,299	172,764	185,438	202,670	217,206	217,543	223,347	218,876	218,635	219,572	226,626
501-692	Trade - Commerce	214,823	229,191	251,084	264,215	281,987	314,251	340,758	325,114	333,276	336,987	341,347	360,550	372,591
701-761	Finance, insurance & real estate - Finances, assur. & affaires immobilières	109,302	119,287	138,651	161,147	184,778	200,281	197,080	193,388	197,814	206,235	205,075	209,956	232,623
771-779	Comm., business & pers. services - Services	411,276	458,503	492,817	557,487	600,138	663,002	723,337	743,716	756,637	788,165	814,540	844,100	865,014
851-999	socio-culturels, comm. et pers.													
812-837	Public administration - Administration publique	124,592	130,180	139,197	145,223	156,823	169,319	186,725	196,253	206,882	208,304	211,447	206,131	190,306
451-484	Service producing industries - Branches													
501-999	productrices de services	979,422	1,062,007	1,153,193	1,264,668	1,369,675	1,506,611	1,615,581	1,622,712	1,663,048	1,706,191	1,739,306	1,790,611	1,836,426
041-999	Industrial aggregate - Ensemble des industries	1,553,790	1,688,577	1,830,990	1,998,741	2,152,722	2,354,954	2,449,478	2,385,376	2,400,971	2,440,618	2,515,867	2,592,326	2,674,126
MANITOBA														
061-092	Mining (incl. milling), quarrying and oil wells Mines (y compris broyage), carrières et puits de pétrole	2,981	3,049	2,623	2,628	3,033	3,825	3,746	3,569	3,619	3,537	3,249	3,315	2,831
101-399	Manufacturing - Industries manufacturières	21,648	22,798	24,288	26,504	27,826	29,071	29,387	26,220	26,231	25,960	26,258	28,883	32,393
401-449	Construction - Construction	6,189	6,491	7,843	8,978	8,795	8,350	8,874	7,896	7,974	6,995	8,202	8,723	8,744
041-449	Goods producing industries - Branches													
491-499	productrices de biens	34,435	35,919	38,480	42,258	44,033	45,855	47,016	42,626	43,034	41,646	42,848	46,456	49,738
451-499	Transportation, storage, comm. & other utilities - Transp., entreposage, comm. et autres services publics	22,411	22,418	22,757	23,145	24,756	26,887	27,650	27,860	28,185	27,791	28,662	29,706	30,359
501-692	Trade - Commerce	19,535	20,471	22,004	24,129	24,153	23,849	25,702	24,290	23,631	24,516	27,688	28,954	30,284
701-761	Finance, insurance & real estate - Finances, assur. & affaires immobilières	8,778	9,097	10,080	11,087	11,617	12,568	12,713	13,913	13,829	14,551	14,373	13,927	14,760

Annual Estimates of Employment, Earnings and Hours, 1984-1996, Statistics Canada
Estimations annuelles de l'Emploi, des gains et de la durée du travail, 1984-1996, Statistique Canada

Table 3A

Estimates of Total Weekly Payrolls, for All Employees, for Selected Industries,
Canada, Provinces and Territories.

Tableau 3A

Estimations de la rémunération brute, pour l'ensemble des salariés, pour une
sélection d'industries, Canada, provinces et territoires.

SIC 1980 CTI	Industry Industrie	DOLLARS IN THOUSANDS - DOLLARS EN MILLIERS												
		1984	1985	1986	1987	1988	1989	1990	1991	1992	1993	1994	1995	1996
MANITOBA														
	771-779 Comm., business & pers. services - Services 851-999 socio-culturels, comm. et pers.	40,001	41,609	44,810	48,286	52,519	56,255	60,740	60,260	63,624	64,428	67,164	70,214	73,230
	812-837 Public administration - Administration publique	15,314	15,881	16,978	17,410	18,060	18,917	20,197	20,607	21,689	21,971	21,823	21,543	21,355
	451-484 Service producing industries - Branches 501-999 productrices de services	103,047	106,393	113,302	120,478	127,294	134,426	142,580	142,416	146,274	148,604	154,912	159,167	164,643
	041-999 Industrial aggregate - Ensemble des industries	137,483	142,312	151,782	162,736	171,327	180,282	189,596	185,043	189,308	190,250	197,761	205,623	214,381
SASKATCHEWAN														
	041-051 Logging and forestry - Exploitation forestière et serv. forestiers	311	321	350	354	355	383	394	369	354	419	559	516	556
	061-092 Mining (incl. milling), quarrying and oil wells Mines (y compris broyage), carrières et puits de pétrole	6,120	6,818	6,271	5,785	6,040	6,065	6,171	5,906	6,049	5,920	6,289	7,625	8,258
	101-399 Manufacturing - Industries manufacturières	9,956	10,357	10,298	11,249	12,072	13,173	13,896	12,281	12,560	12,414	14,218	14,751	15,463
	401-449 Construction - Construction	5,882	5,219	5,711	6,690	6,652	6,900	6,978	5,958	5,874	6,190	7,706	7,461	7,844
	041-449 Goods producing industries - Branches 491-499 productrices de biens	24,891	25,331	25,384	26,799	27,723	29,330	30,463	27,707	28,120	28,369	32,596	34,128	35,569
	451-499 Transportation, storage, comm. & other utilities - Transp., entreposage, comm. et autres services publics	15,112	15,921	16,519	16,087	16,724	17,513	18,102	18,436	18,481	18,519	19,358	19,404	17,537
	501-692 Trade - Commerce	16,064	16,949	17,636	18,764	19,444	19,770	20,344	20,543	20,954	22,280	22,729	25,318	25,942
	701-761 Finance, insurance & real estate - Finances, assur. & affaires immobilières	8,029	8,117	8,478	8,978	9,401	9,236	10,224	9,781	10,070	10,558	10,933	11,948	13,397
	771-779 Comm., business & pers. services - Services 851-999 socio-culturels, comm. et pers.	34,270	36,810	38,810	41,536	43,636	45,012	49,118	51,275	52,783	51,532	51,888	51,995	55,269
	812-837 Public administration - Administration publique	13,216	13,037	13,914	14,334	14,806	16,666	18,188	17,962	17,785	17,584	16,886	16,999	17,502
	451-484 Service producing industries - Branches 501-999 productrices de services	84,070	88,218	92,603	96,976	101,406	105,389	112,951	114,804	116,789	117,046	117,971	121,889	126,198
	041-999 Industrial aggregate - Ensemble des industries	108,961	113,548	117,987	123,776	129,129	134,719	143,414	142,511	144,909	145,415	150,567	156,016	161,767
ALBERTA														
	041-051 Logging and forestry - Exploitation forestière et serv. forestiers	1,026	1,075	1,122	1,421	1,502	1,637	1,814	1,923	1,789	1,814	1,857	1,713	1,751

Annual Estimates of Employment, Earnings and Hours, 1984-1996, Statistics Canada
Estimations annuelles de l'Emploi, des gains et de la durée du travail, 1984-1996, Statistique Canada

Table 3A

Estimates of Total Weekly Payrolls, for All Employees, for Selected Industries,
Canada, Provinces and Territories.

Tableau 3A

Estimations de la rémunération brute, pour l'ensemble des salariés, pour une
sélection d'industries, Canada, provinces et territoires.

SIC 1980 CTI	Industry Industrie	DOLLARS IN THOUSANDS - DOLLARS EN MILLIERS												
		1984	1985	1986	1987	1988	1989	1990	1991	1992	1993	1994	1995	1996
ALBERTA														
061-092	Mining (incl. milling), quarrying and oil wells Mines (y compris broyage), carrières et puits de pétrole	50,829	57,933	54,126	53,320	58,400	61,145	64,693	70,525	61,437	59,775	70,141	65,660	66,938
101-399	Manufacturing - Industries manufacturières	38,686	41,091	42,289	45,353	48,894	52,788	56,924	55,593	56,674	58,826	60,819	63,696	71,765
401-449	Construction - Construction	27,863	29,170	27,318	26,307	30,163	35,309	42,295	36,416	36,282	37,128	37,068	38,740	43,090
041-449	Goods producing industries - Branches													
491-499	productrices de biens	125,201	136,266	132,183	134,170	147,331	159,982	175,782	175,249	167,681	168,955	180,874	180,272	192,846
451-499	Transportation, storage, comm. & other utilities - Transp., entreposage, comm. et autres services publics	47,077	50,573	50,466	50,098	53,497	56,649	63,566	62,536	64,907	63,620	61,546	62,672	63,630
501-692	Trade - Commerce	53,618	59,537	57,796	61,054	67,317	73,337	76,968	79,067	72,828	73,709	81,045	85,551	89,292
701-761	Finance, insurance & real estate - Finances, assur. & affaires immobilières	21,863	22,777	22,403	23,884	24,614	26,927	28,493	28,723	31,048	31,003	32,381	34,617	37,410
771-779	Comm., business & pers. services - Services													
851-999	socio-culturels, comm. et pers.	108,508	117,143	122,555	128,774	135,752	152,565	162,765	167,257	174,854	181,605	189,588	185,354	203,500
812-837	Public administration - Administration publique	33,902	35,125	36,679	36,911	38,993	46,916	51,319	52,724	51,452	50,569	49,574	47,500	46,552
451-484	Service producing industries - Branches													
501-999	productrices de services	258,171	278,158	282,570	292,952	311,800	347,292	373,055	379,516	383,590	389,095	403,144	405,230	431,083
041-999	Industrial aggregate - Ensemble des industries	383,372	414,425	414,753	427,123	459,131	507,273	548,837	554,765	551,271	558,049	584,019	585,503	623,929
BRITISH COLUMBIA COLOMBIE-BRITANNIQUE														
041-051	Logging and forestry - Exploitation forestière et serv. forestiers	13,816	13,694	11,690	15,530	16,185	18,157	16,592	18,949	18,358	21,191	23,383	24,952	26,172
061-092	Mining (incl. milling), quarrying and oil wells Mines (y compris broyage), carrières et puits de pétrole	9,909	10,921	10,993	11,145	12,810	12,573	13,127	12,740	10,608	8,993	10,374	12,022	12,136
101-399	Manufacturing - Industries manufacturières	77,320	80,018	82,242	94,078	102,100	109,188	115,151	104,357	103,806	108,295	114,567	116,462	123,864
401-449	Construction - Construction	22,394	24,653	23,203	26,514	29,360	37,706	43,882	40,274	42,731	42,836	45,952	47,559	48,677
041-449	Goods producing industries - Branches													
491-499	productrices de biens	129,747	135,088	133,690	153,083	166,331	183,832	195,681	184,005	183,986	191,207	204,070	210,986	221,420
451-499	Transportation, storage, comm. & other utilities - Transp., entreposage, comm. et autres services publics	65,027	65,653	67,493	68,545	71,289	78,647	78,114	80,830	79,379	84,422	90,858	95,324	88,866
501-692	Trade - Commerce	65,373	68,936	71,558	77,591	83,022	88,996	101,368	103,788	105,802	112,032	114,400	126,489	126,648

Annual Estimates of Employment, Earnings and Hours, 1984-1996, Statistics Canada
Estimations annuelles de l'Emploi, des gains et de la durée du travail, 1984-1996, Statistique Canada

Table 3A

Estimates of Total Weekly Payrolls, for All Employees, for Selected Industries,
Canada, Provinces and Territories.

Tableau 3A

Estimations de la rémunération brute, pour l'ensemble des salariés, pour une
sélection d'industries, Canada, provinces et territoires.

SIC 1980 CTI	Industry Industrie	DOLLARS IN THOUSANDS - DOLLARS EN MILLIERS												
		1984	1985	1986	1987	1988	1989	1990	1991	1992	1993	1994	1995	1996
BRITISH COLUMBIA COLOMBIE-BRITANNIQUE														
701-761	Finance, insurance & real estate - Finances, assur. & affaires immobilières	23,188	25,415	27,268	31,554	32,860	39,081	41,859	45,333	48,240	57,645	57,654	57,652	62,109
771-779	Comm., business & pers. services - Services socio-culturels, comm. et pers.	125,037	129,208	134,788	143,135	157,308	176,073	200,284	211,957	224,304	239,848	260,111	289,396	308,987
812-837	Public administration - Administration publique	31,818	34,705	37,274	36,272	37,439	43,911	47,907	51,702	54,145	57,681	58,805	58,662	58,272
451-484	Service producing industries - Branches													
501-999	productrices de services	304,134	318,116	332,820	351,283	376,043	420,498	462,603	485,925	503,385	541,735	572,035	617,532	634,311
041-999	Industrial aggregate - Ensemble des industries	433,882	453,204	466,510	504,365	542,374	604,330	658,284	669,930	687,372	732,943	776,105	828,518	855,731
YUKON														
401-449	Construction - Construction	248	150	390	194	258	521	402	439	402	410	488	530	670
041-449	Goods producing industries - Branches													
491-499	productrices de biens	851	638	906	1,008	1,246	1,419	1,239	1,170	1,471	1,242	1,336	1,461	1,999
451-499	Transportation, storage, comm. & other utilities - Transp., entreposage, comm. et autres services publics	1,042	1,089	1,198	1,100	1,251	1,318	1,259	1,150	1,234	1,072	1,061	1,050	1,126
501-692	Trade - Commerce	451	502	601	577	603	685	732	729	729	775	836	782	892
771-779	Comm., business & pers. services - Services socio-culturels, comm. et pers.	895	860	942	980	1,086	1,344	1,420	1,625	1,880	2,045	2,325	2,408	2,618
812-837	Public administration - Administration publique	869	971	1,053	1,242	1,598	2,051	2,109	2,263	2,426	2,509	2,367	2,258	2,390
451-484	Service producing industries - Branches													
501-999	productrices de services	3,304	3,482	3,871	3,954	4,703	5,590	5,718	5,920	6,478	6,568	6,757	6,684	7,246
041-999	Industrial aggregate - Ensemble des industries	4,154	4,121	4,776	4,962	5,950	7,009	6,958	7,090	7,949	7,810	8,094	8,144	9,245
NORTHWEST TERRITORIES TERRITOIRES DU NORD-OUEST														
401-449	Construction - Construction	290	316	342	381	488	436	534	550	560	727	878	974	967
041-449	Goods producing industries - Branches													
491-499	productrices de biens	2,801	3,053	2,713	2,703	3,144	3,207	3,383	3,042	2,888	2,783	3,083	3,305	3,681
451-499	Transportation, storage, comm. & other utilities - Transp., entreposage, comm. et autres services publics	1,191	1,223	1,216	1,124	1,154	1,547	1,612	1,536	1,847	1,704	1,770	1,985	1,958
501-692	Trade - Commerce	443	492	489	532	613	665	815	939	1,028	1,039	1,166	1,287	1,390

Annual Estimates of Employment, Earnings and Hours, 1984-1996, Statistics Canada
Estimations annuelles de l'emploi, des gains et de la durée du travail, 1984-1996, Statistique Canada

Table 3A

Estimates of Total Weekly Payrolls, for All Employees, for Selected Industries, Canada, Provinces and Territories.

Tableau 3A

Estimations de la rémunération brute, pour l'ensemble des salariés, pour une sélection d'industries, Canada, provinces et territoires.

SIC 1980 CTI	Industry Industrie	DOLLARS IN THOUSANDS - DOLLARS EN MILLIERS												
		1984	1985	1986	1987	1988	1989	1990	1991	1992	1993	1994	1995	1996
NORTHWEST TERRITORIES TERRITOIRES DU NORD-OUEST														
701-761	Finance, insurance & real estate - Finances, assur. & affaires immobilières	337	365	467	536	622	610	622	624	700	718	766	826	884
771-779	Comm., business & pers. services - Services socio-culturels, comm. et pers.	1,924	2,033	2,392	2,601	2,913	3,557	3,554	3,503	3,815	4,236	4,705	5,001	5,443
812-837	Public administration - Administration publique	2,987	3,198	3,419	3,544	4,261	4,347	4,502	5,071	4,964	5,001	4,588	4,694	4,987
451-484	Service producing industries - Branches													
501-999	productrices de services	6,797	7,225	7,888	8,198	9,398	10,506	10,897	11,524	11,957	12,312	12,591	13,340	14,193
041-999	Industrial aggregate - Ensemble des industries	9,598	10,277	10,601	10,900	12,542	13,713	14,280	14,566	14,845	15,095	15,674	16,645	17,874

Annual Estimates of Employment, Earnings and Hours, 1984-1996, Statistics Canada
Estimations annuelles de l'Emploi, des gains et de la durée du travail, 1984-1996, Statistique Canada

Table 3B

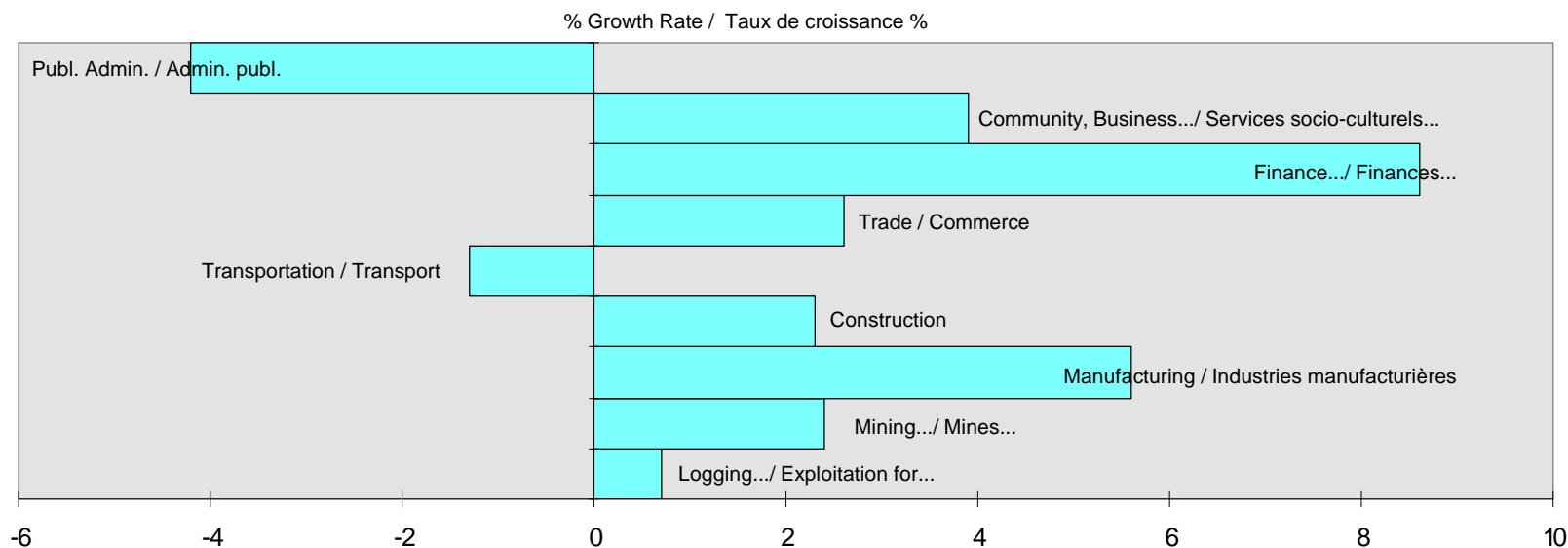
Tableau 3B

Growth Rates for the Estimates of Total Weekly Payrolls, for All Employees, for Selected Industries, Canada, Provinces and Territories.

In 1996, the growth rate for total weekly payrolls in Public Administration fell for the sixth consecutive year.

Taux de croissance pour les estimations de la rémunération hebdomadaire brute, pour l'ensemble des salariés, pour une sélection d'industries, Canada, provinces et territoires.

En 1996, le taux de croissance de la rémunération hebdomadaire brute pour l'administration publique a chuté pour une sixième année consécutive.



**Canada, Provinces and Territories/
Canada, Provinces et Territoires**

Page

88

Table 3B

Growth Rates for the Estimates of Total Weekly Payrolls, for All Employees, for Selected Industries, Canada, Provinces and Territories.

Tableau 3B

Taux de croissance pour les estimations de la rémunération brute, pour l'ens. des salariés, pour une sélection d'industries, Canada, provinces et territoires.

SIC 1980 CTI	Industry Industrie	GROWTH RATES - TAUX DE CROISSANCE												
		1984	1985	1986	1987	1988	1989	1990	1991	1992	1993	1994	1995	1996
CANADA														
041-051	Logging and forestry - Exploitation forestière et serv. forestiers	8.2%	-0.4%	-4.4%	17.6%	1.2%	10.0%	-6.1%	4.6%	0.4%	8.1%	4.5%	4.2%	0.7%
061-092	Mining (incl. milling), quarrying and oil wells Mines (y compris broyage), carrières et puits de pétrole	10.3	9.2	-4.3	1.5	10.7	3.4	3.4	0.8	-9.3	-3.8	10.7	1.2	2.4
101-399	Manufacturing - Industries manufacturières	7.4	6.7	6.3	9.0	6.8	6.9	-1.2	-6.5	-1.2	2.3	4.8	3.9	5.6
401-449	Construction - Construction	2.4	15.7	8.0	9.9	9.8	16.1	3.7	-15.0	-8.7	-3.5	5.2	3.4	2.3
041-449	Goods producing industries - Branches													
491-499	productrices de biens	6.6	8.2	5.2	8.7	7.6	8.5	0.7	-6.6	-2.9	0.8	4.9	3.2	4.1
451-499	Transportation, storage, comm. & other utilities - Transp., entreposage, comm. et autres services publics	5.9	3.7	3.1	3.4	5.9	8.2	5.3	1.2	1.8	..	2.0	1.7	-1.3
501-692	Trade - Commerce	8.1	7.3	7.4	7.1	6.9	8.7	9.3	-3.1	-1.1	2.9	3.6	6.1	2.6
701-761	Finance, insurance & real estate - Finances, assur. & affaires immobilières	6.6	7.6	11.4	11.6	12.8	8.4	0.9	1.9	2.9	3.1	-0.8	2.1	8.6
771-779	Comm., business & pers. services - Services	6.9	8.8	5.9	9.7	8.5	10.1	8.9	3.3	2.7	3.2	3.2	3.6	3.9
851-999	socio-culturels, comm. et pers.	6.9	8.8	5.9	9.7	8.5	10.1	8.9	3.3	2.7	3.2	3.2	3.6	3.9
812-837	Public administration - Administration publique	6.2	4.0	5.7	4.2	5.6	8.8	10.1	4.2	3.5	1.0	..	-2.2	-4.2
451-484	Service producing industries - Branches													
501-999	productrices de services	6.9	6.9	6.3	7.7	7.8	9.3	7.6	1.5	1.9	2.5	2.3	3.1	2.6
041-999	Industrial aggregate - Ensemble des industries	6.8	7.3	5.9	8.0	7.8	9.0	5.4	-1.0	0.5	2.0	3.1	3.1	3.0
NEWFOUNDLAND TERRE-NEUVE														
041-051	Logging and forestry - Exploitation forestière et serv. forestiers	13.9	-27.3	-12.9	35.8	7.6	1.3	5.8	-4.3	4.0	-5.6	24.9	7.7	-0.4
061-092	Mining (incl. milling), quarrying and oil wells Mines (y compris broyage), carrières et puits de pétrole	3.6	-6.0	-12.7	6.9	25.4	7.8	7.8	-9.2	-14.8	2.3	14.2	-3.5	3.8
101-399	Manufacturing - Industries manufacturières	-1.6	7.6	5.2	20.6	10.8	6.1	-5.3	-8.0	-10.1	-7.0	0.8	7.1	2.6
401-449	Construction - Construction	-6.0	-12.8	34.2	2.2	28.7	23.2	-6.7	-9.8	6.0	37.2	40.8	0.6	-10.3
041-449	Goods producing industries - Branches													
491-499	productrices de biens	-0.6	-2.0	5.7	13.5	16.2	10.2	-1.8	-7.1	-5.5	5.4	17.7	2.2	-2.9
451-499	Transportation, storage, comm. & other utilities - Transp., entreposage, comm. et autres services publics	1.0	5.3	-6.6	-2.0	6.0	9.7	9.7	-0.5	..	-3.3	3.5	0.2	-3.1

Annual Estimates of Employment, Earnings and Hours, 1984-1996, Statistics Canada
Estimations annuelles de l'emploi, des gains et de la durée du travail, 1984-1996, Statistique Canada

Table 3B

Growth Rates for the Estimates of Total Weekly Payrolls, for All Employees, for Selected Industries, Canada, Provinces and Territories.

Tableau 3B

Taux de croissance pour les estimations de la rémunération brute, pour l'ens. des salariés, pour une sélection d'industries, Canada, provinces et territoires.

SIC 1980 CTI	Industry Industrie	GROWTH RATES - TAUX DE CROISSANCE												
		1984	1985	1986	1987	1988	1989	1990	1991	1992	1993	1994	1995	1996
NEWFOUNDLAND TERRE-NEUVE														
501-692	Trade - Commerce	4.6%	2.6%	10.6%	17.8%	13.5%	11.9%	10.3%	-6.7%	-4.3%	0.7%	11.4%	1.1%	3.1%
701-761	Finance, insurance & real estate - Finances, assur. & affaires immobilières	8.8	9.1	1.7	3.7	5.1	8.9	18.4	8.5	4.6	-2.8	12.1	4.7	1.7
771-779 851-999	Comm., business & pers. services - Services socio-culturels, comm. et pers.	8.1	4.6	4.5	12.9	9.5	9.3	5.2	1.1	0.8	4.0	-1.7	1.7	-1.7
812-837	Public administration - Administration publique	8.3	5.3	6.6	7.1	6.0	10.2	10.4	3.4	0.4	0.7	-4.0	2.0	-1.1
451-484 501-999	Service producing industries - Branches productrices de services	6.6	5.0	3.6	9.8	8.6	9.9	8.2	0.2	..	1.7	0.9	1.7	-0.7
041-999	Industrial aggregate - Ensemble des industries	4.7	3.2	4.1	10.7	10.5	10.0	5.5	-1.6	-1.3	2.5	4.8	1.9	-1.3
PRINCE EDWARD ISLAND ILE-DU-PRINCE-ÉDOUARD														
101-399	Manufacturing - Industries manufacturières	3.9	13.9	6.0	8.7	13.3	11.4	3.4	-2.7	13.6	-3.4	5.7	16.6	26.9
401-449	Construction - Construction	4.7	3.4	15.4	17.5	24.0	-1.6	20.1	-10.5	4.5	0.1	2.4	130.7	43.7
041-449 491-499	Goods producing industries - Branches productrices de biens	4.9	8.0	9.7	12.6	16.9	5.7	10.5	-4.9	9.1	-0.3	4.0	54.8	33.8
451-499	Transportation, storage, comm. & other utilities - Transp., entreposage, comm. et autres services publics	9.7	1.9	3.9	11.4	6.9	1.4	4.7	4.6	2.1	3.9	-4.7	-2.0	-3.6
501-692	Trade - Commerce	8.8	1.1	7.3	20.4	5.7	7.6	8.1	-10.9	-2.1	11.6	0.4	9.5	9.2
701-761	Finance, insurance & real estate - Finances, assur. & affaires immobilières	7.5	9.5	6.3	12.4	13.9	-0.3	4.6	-5.5	29.0	9.6	3.7	5.4	-7.0
771-779 851-999	Comm., business & pers. services - Services socio-culturels, comm. et pers.	-1.7	4.6	10.9	17.3	13.2	10.8	9.0	4.3	3.2	3.0	1.2	6.6	10.3
812-837	Public administration - Administration publique	12.3	7.7	2.4	9.8	3.0	-0.8	13.1	3.1	5.1	-1.3	2.8	-2.5	0.2
451-484 501-999	Service producing industries - Branches productrices de services	5.6	4.8	6.7	14.7	8.5	5.5	9.0	0.8	4.0	3.6	1.0	4.1	5.4
041-999	Industrial aggregate - Ensemble des industries	5.5	5.3	7.1	14.4	9.8	5.5	9.2	-0.2	4.8	3.0	1.5	12.5	11.8
NOVA SCOTIA NOUVELLE-ÉCOSSE														
041-051	Logging and forestry - Exploitation forestière et serv. forestiers	20.7	13.0	1.9	-8.4	10.1	9.9	13.0	-21.1	0.8	15.0	28.4	-6.3	-5.7

Annual Estimates of Employment, Earnings and Hours, 1984-1996, Statistics Canada
Estimations annuelles de l'Emploi, des gains et de la durée du travail, 1984-1996, Statistique Canada

Table 3B

Growth Rates for the Estimates of Total Weekly Payrolls, for All Employees, for Selected Industries, Canada, Provinces and Territories.

Tableau 3B

Taux de croissance pour les estimations de la rémunération brute, pour l'ens. des salariés, pour une sélection d'industries, Canada, provinces et territoires.

SIC 1980 CTI	Industry Industrie	GROWTH RATES - TAUX DE CROISSANCE												
		1984	1985	1986	1987	1988	1989	1990	1991	1992	1993	1994	1995	1996
NOVA SCOTIA NOUVELLE-ÉCOSSE														
061-092	Mining (incl. milling), quarrying and oil wells Mines (y compris broyage), carrières et puits de pétrole	-4.2%	8.3%	15.2%	5.7%	2.6%	-19.0%	15.4%	6.5%	-8.8%	-1.7%	11.7%	-5.9%	-20.5%
101-399	Manufacturing - Industries manufacturières	6.1	1.3	4.6	16.1	9.9	4.2	0.3	-3.1	4.6	-3.9	4.1	4.8	4.2
401-449	Construction - Construction	27.1	3.0	13.9	18.9	10.4	25.0	4.3	-13.1	-16.0	4.1	-6.8	3.7	1.6
041-449	Goods producing industries - Branches 491-499 productrices de biens	8.9	3.2	7.4	14.1	9.0	7.0	3.8	-5.5	-2.3	-1.2	3.1	3.3	0.9
451-499	Transportation, storage, comm. & other utilities - Transp., entreposage, comm. et autres services publics	9.9	4.3	5.2	5.5	1.6	5.5	8.7	-4.1	1.0	0.4	2.3	-3.2	2.6
501-692	Trade - Commerce	8.8	10.7	3.2	6.8	11.0	19.0	11.7	-4.8	-0.3	6.7	5.2	4.6	1.1
701-761	Finance, insurance & real estate - Finances, assur. & affaires immobilières	10.0	10.0	3.4	7.4	12.1	11.1	6.9	2.2	5.7	3.2	4.5	5.1	5.5
771-779	Comm., business & pers. services - Services	7.6	8.3	6.7	6.8	9.3	9.0	6.0	6.0	2.2	2.0	2.1	..	3.7
851-999	socio-culturels, comm. et pers.	9.6	6.0	5.0	6.3	3.8	9.0	11.4	2.0	-0.3	2.5	-2.7	-3.2	-2.1
812-837	Public administration - Administration publique	9.6	6.0	5.0	6.3	3.8	9.0	11.4	2.0	-0.3	2.5	-2.7	-3.2	-2.1
451-484	Service producing industries - Branches 501-999 productrices de services	8.8	7.7	5.4	6.6	7.6	10.4	8.2	1.7	1.5	2.8	1.9	0.1	2.4
041-999	Industrial aggregate - Ensemble des industries	8.8	6.5	5.9	8.5	8.0	9.4	7.0	-0.2	0.6	1.8	2.2	0.9	2.0
NEW BRUNSWICK NOUVEAU-BRUNSWICK														
041-051	Logging and forestry - Exploitation forestière et serv. forestiers	43.4	-5.4	27.8	-19.2	20.9	8.1	-16.7	25.2	-15.2	10.0	-16.9	35.4	-7.6
061-092	Mining (incl. milling), quarrying and oil wells Mines (y compris broyage), carrières et puits de pétrole	16.0	15.1	-3.6	7.8	3.7	6.7	-18.4	0.7	5.3	-3.1	-0.6	17.8	7.1
101-399	Manufacturing - Industries manufacturières	5.5	4.2	12.5	13.3	11.9	7.6	-0.7	-3.1	1.0	-2.0	1.8	5.3	-3.9
401-449	Construction - Construction	-10.5	4.8	27.7	16.9	25.3	34.2	0.2	-2.4	-6.6	-1.7	-6.1	0.3	5.5
041-449	Goods producing industries - Branches 491-499 productrices de biens	6.2	4.1	13.9	9.6	13.6	13.0	-1.9	-0.1	-1.5	-0.7	-2.5	6.7	-2.4
451-499	Transportation, storage, comm. & other utilities - Transp., entreposage, comm. et autres services publics	8.1	2.5	4.7	-0.5	-0.9	9.4	5.2	3.4	2.6	3.4	-1.5	4.0	3.9
501-692	Trade - Commerce	9.0	9.1	8.0	5.0	7.9	8.2	11.7	5.6	-5.8	5.1	9.0	4.9	4.0

Annual Estimates of Employment, Earnings and Hours, 1984-1996, Statistics Canada
Estimations annuelles de l'Emploi, des gains et de la durée du travail, 1984-1996, Statistique Canada

Table 3B

Growth Rates for the Estimates of Total Weekly Payrolls, for All Employees, for Selected Industries, Canada, Provinces and Territories.

Tableau 3B

Taux de croissance pour les estimations de la rémunération brute, pour l'ens. des salariés, pour une sélection d'industries, Canada, provinces et territoires.

SIC 1980 CTI	Industry Industrie	GROWTH RATES - TAUX DE CROISSANCE												
		1984	1985	1986	1987	1988	1989	1990	1991	1992	1993	1994	1995	1996
NEW BRUNSWICK NOUVEAU-BRUNSWICK														
701-761	Finance, insurance & real estate - Finances, assur. & affaires immobilières	4.4%	2.7%	11.7%	8.1%	1.6%	7.3%	4.7%	1.1%	-3.7%	1.5%	3.5%	12.2%	1.3%
771-779 851-999	Comm., business & pers. services - Services socio-culturels, comm. et pers.	6.3	8.6	4.8	9.1	6.7	10.0	11.5	4.6	1.4	4.4	1.1	1.1	2.6
812-837	Public administration - Administration publique	9.5	4.1	8.1	5.8	2.3	7.9	7.7	5.9	3.0	5.7	-4.7	5.3	0.2
451-484 501-999	Service producing industries - Branches productrices de services	7.6	6.4	6.3	6.0	4.4	8.9	9.2	4.5	0.2	4.4	1.5	3.6	3.1
041-999	Industrial aggregate - Ensemble des industries	7.2	5.7	8.5	7.0	7.2	10.2	5.5	3.1	-0.3	2.9	0.4	4.5	1.5
QUÉBEC														
041-051	Logging and forestry - Exploitation forestière et serv. forestiers	4.0	2.5	-1.4	23.0	-2.5	13.7	-5.3	-1.4	4.5	6.8	-0.8	-3.5	1.2
061-092	Mining (incl. milling), quarrying and oil wells - Mines (y compris broyage), carrières et puits de pétrole	10.3	5.5	-1.2	3.9	9.3	0.4	8.4	-1.8	-3.4	-11.6	14.0	-0.9	1.9
101-399	Manufacturing - Industries manufacturières	6.0	6.5	7.1	9.3	7.1	6.5	-0.3	-3.3	-2.2	2.7	-0.4	4.8	5.5
401-449	Construction - Construction	10.3	26.6	2.7	8.9	10.8	15.4	-4.4	-20.1	-13.5	2.5	7.6	1.1	-6.4
041-449 491-499	Goods producing industries - Branches productrices de biens	6.9	10.3	5.1	9.4	8.0	8.2	-0.7	-5.6	-3.7	2.6	1.3	3.3	2.1
451-499	Transportation, storage, comm. & other utilities - Transp., entreposage, comm. et autres services publics	5.4	2.0	1.4	6.5	5.5	6.7	3.3	3.5	1.9	0.9	4.0	1.7	-5.7
501-692	Trade - Commerce	12.1	8.2	11.0	9.7	6.4	5.9	10.9	-5.9	-5.8	4.1	4.1	4.5	1.8
701-761	Finance, insurance & real estate - Finances, assur. & affaires immobilières	5.1	6.6	10.5	4.4	18.4	5.4	0.3	7.0	1.1	-5.9	-5.3	0.2	5.5
771-779 851-999	Comm., business & pers. services - Services socio-culturels, comm. et pers.	7.9	8.9	4.3	8.3	10.6	9.2	7.6	3.4	1.9	0.5	0.3	2.5	2.2
812-837	Public administration - Administration publique	7.5	1.8	3.3	7.5	3.7	3.5	11.5	2.9	4.1	..	-0.4	-3.5	-4.4
451-484 501-999	Service producing industries - Branches productrices de services	7.9	6.3	5.8	7.7	8.8	7.2	7.4	1.5	0.6	0.3	0.9	1.8	0.8
041-999	Industrial aggregate - Ensemble des industries	7.6	7.6	5.6	8.3	8.5	7.5	4.8	-0.7	-0.7	0.9	1.0	2.2	1.1

Annual Estimates of Employment, Earnings and Hours, 1984-1996, Statistics Canada
Estimations annuelles de l'Emploi, des gains et de la durée du travail, 1984-1996, Statistique Canada

Table 3B

Growth Rates for the Estimates of Total Weekly Payrolls, for All Employees, for Selected Industries, Canada, Provinces and Territories.

Tableau 3B

Taux de croissance pour les estimations de la rémunération brute, pour l'ens. des salariés, pour une sélection d'industries, Canada, provinces et territoires.

SIC 1980 CTI	Industry Industrie	GROWTH RATES - TAUX DE CROISSANCE												
		1984	1985	1986	1987	1988	1989	1990	1991	1992	1993	1994	1995	1996
ONTARIO														
041-051	Logging and forestry - Exploitation forestière et serv. forestiers	8.0%	1.6%	1.6%	2.4%	-7.0%	3.4%	-6.4%	-6.9%	10.6%	-5.1%	-1.9%	3.5%	-10.9%
061-092	Mining (incl. milling), quarrying and oil wells Mines (y compris broyage), carrières et puits de pétrole	7.4	0.4	..	9.3	13.3	6.0	-3.7	-13.7	-2.6	3.6	-6.7	15.1	4.3
101-399	Manufacturing - Industries manufacturières	10.2	7.8	6.9	7.6	6.1	7.1	-3.8	-7.8	-1.4	2.4	7.6	3.4	4.9
401-449	Construction - Construction	12.7	18.8	16.6	12.0	8.3	14.1	2.4	-15.4	-13.8	-11.9	2.3	3.8	4.5
041-449	Goods producing industries - Branches													
491-499	productrices de biens	10.3	9.1	8.2	8.3	6.7	8.3	-1.7	-8.5	-3.2	-0.5	5.7	3.2	4.5
451-499	Transportation, storage, comm. & other utilities - Transp., entreposage, comm. et autres services publics	7.6	5.2	5.7	4.5	7.3	9.3	7.2	0.2	2.7	-2.0	-0.1	0.4	3.2
501-692	Trade - Commerce	8.4	6.7	9.6	5.2	6.7	11.4	8.4	-4.6	2.5	1.1	1.3	5.6	3.3
701-761	Finance, insurance & real estate - Finances, assur. & affaires immobilières	10.6	9.1	16.2	16.2	14.7	8.4	-1.6	-1.9	2.3	4.3	-0.6	2.4	10.8
771-779	Comm., business & pers. services - Services socio-culturels, comm. et pers.	8.1	11.5	7.5	13.1	7.7	10.5	9.1	2.8	1.7	4.2	3.3	3.6	2.5
812-837	Public administration - Administration publique	5.9	4.5	6.9	4.3	8.0	8.0	10.3	5.1	5.4	0.7	1.5	-2.5	-7.7
451-484	Service producing industries - Branches													
501-999	productrices de services	8.1	8.4	8.6	9.7	8.3	10.0	7.2	0.4	2.5	2.6	1.9	2.9	2.6
041-999	Industrial aggregate - Ensemble des industries	8.9	8.7	8.4	9.2	7.7	9.4	4.0	-2.6	0.7	1.7	3.1	3.0	3.2
MANITOBA														
061-092	Mining (incl. milling), quarrying and oil wells Mines (y compris broyage), carrières et puits de pétrole	17.3	2.3	-14.0	0.2	15.4	26.1	-2.1	-4.7	1.4	-2.3	-8.1	2.0	-14.6
101-399	Manufacturing - Industries manufacturières	12.2	5.3	6.5	9.1	5.0	4.5	1.1	-10.8	..	-1.0	1.1	10.0	12.2
401-449	Construction - Construction	1.2	4.9	20.8	14.5	-2.0	-5.1	6.3	-11.0	1.0	-12.3	17.3	6.4	0.2
041-449	Goods producing industries - Branches													
491-499	productrices de biens	9.9	4.3	7.1	9.8	4.2	4.1	2.5	-9.3	1.0	-3.2	2.9	8.4	7.1
451-499	Transportation, storage, comm. & other utilities - Transp., entreposage, comm. et autres services publics	6.2	..	1.5	1.7	7.0	8.6	2.8	0.8	1.2	-1.4	3.1	3.6	2.2
501-692	Trade - Commerce	8.2	4.8	7.5	9.7	0.1	-1.3	7.8	-5.5	-2.7	3.7	12.9	4.6	4.6
701-761	Finance, insurance & real estate - Finances, assur. & affaires immobilières	7.2	3.6	10.8	10.0	4.8	8.2	1.2	9.4	-0.6	5.2	-1.2	-3.1	6.0

Annual Estimates of Employment, Earnings and Hours, 1984-1996, Statistics Canada
Estimations annuelles de l'Emploi, des gains et de la durée du travail, 1984-1996, Statistique Canada

Table 3B

Growth Rates for the Estimates of Total Weekly Payrolls, for All Employees, for Selected Industries, Canada, Provinces and Territories.

Tableau 3B

Taux de croissance pour les estimations de la rémunération brute, pour l'ens. des salariés, pour une sélection d'industries, Canada, provinces et territoires.

SIC 1980 CTI	Industry Industrie	GROWTH RATES - TAUX DE CROISSANCE												
		1984	1985	1986	1987	1988	1989	1990	1991	1992	1993	1994	1995	1996
MANITOBA														
771-779 851-999	Comm., business & pers. services - Services socio-culturels, comm. et pers.	6.2%	4.0%	7.7%	7.8%	8.8%	7.1%	8.0%	-0.8%	5.6%	1.3%	4.2%	4.5%	4.3%
812-837	Public administration - Administration publique	8.5	3.7	6.9	2.5	3.7	4.7	6.8	2.0	5.2	1.3	-0.7	-1.3	-0.9
451-484 501-999	Service producing industries - Branches productrices de services	7.1	3.2	6.5	6.3	5.7	5.6	6.1	-0.1	2.7	1.6	4.2	2.7	3.4
041-999	Industrial aggregate - Ensemble des industries	7.8	3.5	6.7	7.2	5.3	5.2	5.2	-2.4	2.3	0.5	3.9	4.0	4.3
SASKATCHEWAN														
041-051	Logging and forestry - Exploitation forestière et serv. forestiers	21.5	3.1	9.2	1.0	0.2	8.0	2.9	-6.4	-3.9	18.3	33.4	-7.8	7.8
061-092	Mining (incl. milling), quarrying and oil wells Mines (y compris broyage), carrières et puits de pétrole	25.0	11.4	-8.0	-7.7	4.4	0.4	1.7	-4.3	2.4	-2.1	6.2	21.2	8.3
101-399	Manufacturing - Industries manufacturières	7.5	4.0	-0.6	9.2	7.3	9.1	5.5	-11.6	2.3	-1.2	14.5	3.7	4.8
401-449	Construction - Construction	-11.6	-11.3	9.4	17.1	-0.6	3.7	1.1	-14.6	-1.4	5.4	24.5	-3.2	5.1
041-449 491-499	Goods producing industries - Branches productrices de biens	5.0	1.8	0.2	5.6	3.4	5.8	3.9	-9.0	1.5	0.9	14.9	4.7	4.2
451-499	Transportation, storage, comm. & other utilities - Transp., entreposage, comm. et autres services publics	3.9	5.4	3.8	-2.6	4.0	4.7	3.4	1.8	0.2	0.2	4.5	0.2	-9.6
501-692	Trade - Commerce	8.7	5.5	4.1	6.4	3.6	1.7	2.9	1.0	2.0	6.3	2.0	11.4	2.5
701-761	Finance, insurance & real estate - Finances, assur. & affaires immobilières	8.8	1.1	4.4	5.9	4.7	-1.8	10.7	-4.3	3.0	4.8	3.6	9.3	12.1
771-779 851-999	Comm., business & pers. services - Services socio-culturels, comm. et pers.	6.8	7.4	5.4	7.0	5.1	3.2	9.1	4.4	2.9	-2.4	0.7	0.2	6.3
812-837	Public administration - Administration publique	3.7	-1.4	6.7	3.0	3.3	12.6	9.1	-1.2	-1.0	-1.1	-4.0	0.7	3.0
451-484 501-999	Service producing industries - Branches productrices de services	6.5	4.9	5.0	4.7	4.6	3.9	7.2	1.6	1.7	0.2	0.8	3.3	3.5
041-999	Industrial aggregate - Ensemble des industries	6.2	4.2	3.9	4.9	4.3	4.3	6.5	-0.6	1.7	0.3	3.5	3.6	3.7
ALBERTA														
041-051	Logging and forestry - Exploitation forestière et serv. forestiers	-3.4	4.8	4.3	26.7	5.6	9.0	10.8	6.0	-7.0	1.4	2.4	-7.8	2.2

Annual Estimates of Employment, Earnings and Hours, 1984-1996, Statistics Canada
Estimations annuelles de l'Emploi, des gains et de la durée du travail, 1984-1996, Statistique Canada

Table 3B

Growth Rates for the Estimates of Total Weekly Payrolls, for All Employees, for Selected Industries, Canada, Provinces and Territories.

Tableau 3B

Taux de croissance pour les estimations de la rémunération brute, pour l'ens. des salariés, pour une sélection d'industries, Canada, provinces et territoires.

SIC 1980 CTI	Industry Industrie	GROWTH RATES - TAUX DE CROISSANCE												
		1984	1985	1986	1987	1988	1989	1990	1991	1992	1993	1994	1995	1996
ALBERTA														
061-092	Mining (incl. milling), quarrying and oil wells Mines (y compris broyage), carrières et puits de pétrole	9.7%	14.0%	-6.6%	-1.5%	9.5%	4.7%	5.8%	9.0%	-12.9%	-2.7%	17.3%	-6.4%	1.9%
101-399	Manufacturing - Industries manufacturières	0.5	6.2	2.9	7.2	7.8	8.0	7.8	-2.3	1.9	3.8	3.4	4.7	12.7
401-449	Construction - Construction	-13.8	4.7	-6.3	-3.7	14.7	17.1	19.8	-13.9	-0.4	2.3	-0.2	4.5	11.2
041-449	Goods producing industries - Branches													
491-499	productrices de biens	..	8.8	-3.0	1.5	9.8	8.6	9.9	-0.3	-4.3	0.8	7.1	-0.3	7.0
451-499	Transportation, storage, comm. & other utilities - Transp., entreposage, comm. et autres services publics	2.4	7.4	-0.2	-0.7	6.8	5.9	12.2	-1.6	3.8	-2.0	-3.3	1.8	1.5
501-692	Trade - Commerce	1.7	11.0	-2.9	5.6	10.3	8.9	5.0	2.7	-7.9	1.2	10.0	5.6	4.4
701-761	Finance, insurance & real estate - Finances, assur. & affaires immobilières	2.1	4.2	-1.6	6.6	3.1	9.4	5.8	0.8	8.1	-0.1	4.4	6.9	8.1
771-779	Comm., business & pers. services - Services													
851-999	socio-culturels, comm. et pers.	3.5	8.0	4.6	5.1	5.4	12.4	6.7	2.8	4.5	3.9	4.4	-2.2	9.8
812-837	Public administration - Administration publique	2.3	3.6	4.4	0.6	5.6	20.3	9.4	2.7	-2.4	-1.7	-2.0	-4.2	-2.0
451-484	Service producing industries - Branches													
501-999	productrices de services	2.8	7.7	1.6	3.7	6.4	11.4	7.4	1.7	1.1	1.4	3.6	0.5	6.4
041-999	Industrial aggregate - Ensemble des industries	1.9	8.1	0.1	3.0	7.5	10.5	8.2	1.1	-0.6	1.2	4.7	0.3	6.6
BRITISH COLUMBIA COLOMBIE-BRITANNIQUE														
041-051	Logging and forestry - Exploitation forestière et serv. forestiers	5.5	-0.9	-14.6	32.9	4.2	12.2	-8.6	14.2	-3.1	15.4	10.3	6.7	4.9
061-092	Mining (incl. milling), quarrying and oil wells Mines (y compris broyage), carrières et puits de pétrole	13.3	10.2	0.7	1.4	14.9	-1.9	4.4	-2.9	-16.7	-15.2	15.3	15.9	0.9
101-399	Manufacturing - Industries manufacturières	-0.3	3.5	2.8	14.4	8.5	6.9	5.5	-9.4	-0.5	4.3	5.8	1.7	6.4
401-449	Construction - Construction	-18.2	10.1	-5.9	14.3	10.7	28.4	16.4	-8.2	6.1	0.2	7.3	3.5	2.3
041-449	Goods producing industries - Branches													
491-499	productrices de biens	-2.5	4.1	-1.0	14.5	8.7	10.5	6.4	-6.0	..	3.9	6.7	3.4	4.9
451-499	Transportation, storage, comm. & other utilities - Transp., entreposage, comm. et autres services publics	5.0	1.0	2.8	1.6	4.0	10.3	-0.7	3.5	-1.8	6.4	7.6	4.9	-6.8
501-692	Trade - Commerce	5.3	5.5	3.8	8.4	7.0	7.2	13.9	2.4	1.9	5.9	2.1	10.6	0.1

Annual Estimates of Employment, Earnings and Hours, 1984-1996, Statistics Canada
Estimations annuelles de l'Emploi, des gains et de la durée du travail, 1984-1996, Statistique Canada

Table 3B

Growth Rates for the Estimates of Total Weekly Payrolls, for All Employees, for Selected Industries, Canada, Provinces and Territories.

Tableau 3B

Taux de croissance pour les estimations de la rémunération brute, pour l'ens. des salariés, pour une sélection d'industries, Canada, provinces et territoires.

SIC 1980 CTI	Industry Industrie	GROWTH RATES - TAUX DE CROISSANCE												
		1984	1985	1986	1987	1988	1989	1990	1991	1992	1993	1994	1995	1996
BRITISH COLUMBIA COLOMBIE-BRITANNIQUE														
701-761	Finance, insurance & real estate - Finances, assur. & affaires immobilières	-3.1%	9.6%	7.3%	15.7%	4.1%	18.9%	7.1%	8.3%	6.4%	19.5%	7.7%
771-779 851-999	Comm., business & pers. services - Services socio-culturels, comm. et pers.	3.9	3.3	4.3	6.2	9.9	11.9	13.8	5.8	5.8	6.9	8.4%	11.3%	6.8
812-837	Public administration - Administration publique	3.8	9.1	7.4	-2.7	3.2	17.3	9.1	7.9	4.7	6.5	1.9	-0.2	-0.7
451-484 501-999	Service producing industries - Branches productrices de services	3.9	4.6	4.6	5.5	7.0	11.8	10.0	5.0	3.6	7.6	5.6	8.0	2.7
041-999	Industrial aggregate - Ensemble des industries	1.9	4.5	2.9	8.1	7.5	11.4	8.9	1.8	2.6	6.6	5.9	6.8	3.3
YUKON														
401-449	Construction - Construction	19.8	-39.4	160.0	-50.2	32.7	102.0	-22.9	9.1	-8.4	2.0	19.2	8.5	26.4
041-449 491-499	Goods producing industries - Branches productrices de biens	20.0	-25.0	41.9	11.3	23.6	13.9	-12.7	-5.6	25.8	-15.6	7.6	9.3	36.8
451-499	Transportation, storage, comm. & other utilities - Transp., entreposage, comm. et autres services publics	8.9	4.5	10.0	-8.2	13.7	5.4	-4.4	-8.6	7.3	-13.2	-1.0	-1.0	7.3
501-692	Trade - Commerce	30.3	11.1	19.9	-4.1	4.6	13.5	6.9	-0.4	-0.1	6.3	7.9	-6.5	14.1
771-779 851-999	Comm., business & pers. services - Services socio-culturels, comm. et pers.	17.2	-3.9	9.6	4.0	10.8	23.8	5.6	14.4	15.7	8.8	13.7	3.6	8.7
812-837	Public administration - Administration publique	18.4	11.7	8.5	17.9	28.6	28.4	2.8	7.3	7.2	3.4	-5.7	-4.6	5.9
451-484 501-999	Service producing industries - Branches productrices de services	16.0	5.4	11.2	2.1	19.0	18.8	2.3	3.5	9.4	1.4	2.9	-1.1	8.4
041-999	Industrial aggregate - Ensemble des industries	16.8	-0.8	15.9	3.9	19.9	17.8	-0.7	1.9	12.1	-1.8	3.6	0.6	13.5
NORTHWEST TERRITORIES TERRITOIRES DU NORD-OUEST														
401-449	Construction - Construction	36.3	8.8	8.3	11.3	28.0	-10.7	22.6	3.0	1.7	29.8	20.8	10.9	-0.7
041-449 491-499	Goods producing industries - Branches productrices de biens	14.2	9.0	-11.1	-0.4	16.3	2.0	5.5	-10.1	-5.1	-3.6	10.8	7.2	11.4
451-499	Transportation, storage, comm. & other utilities - Transp., entreposage, comm. et autres services publics	7.4	2.7	-0.6	-7.5	2.6	34.1	4.2	-4.7	20.2	-7.7	3.9	12.1	-1.3
501-692	Trade - Commerce	21.5	11.0	-0.5	8.8	15.2	8.5	22.5	15.2	9.5	1.1	12.2	10.4	8.0

Annual Estimates of Employment, Earnings and Hours, 1984-1996, Statistics Canada
Estimations annuelles de l'Emploi, des gains et de la durée du travail, 1984-1996, Statistique Canada

Table 3B

Growth Rates for the Estimates of Total Weekly Payrolls, for All Employees, for Selected Industries, Canada, Provinces and Territories.

Tableau 3B

Taux de croissance pour les estimations de la rémunération brute, pour l'ens. des salariés, pour une sélection d'industries, Canada, provinces et territoires.

SIC 1980 CTI	Industry Industrie	GROWTH RATES - TAUX DE CROISSANCE												
		1984	1985	1986	1987	1988	1989	1990	1991	1992	1993	1994	1995	1996
NORTHWEST TERRITORIES TERRITOIRES DU NORD-OUEST														
701-761	Finance, insurance & real estate - Finances, assur. & affaires immobilières	16.3%	8.4%	27.9%	14.8%	15.9%	-1.8%	1.8%	0.3%	12.2%	2.7%	6.6%	7.9%	6.9%
771-779 851-999	Comm., business & pers. services - Services socio-culturels, comm. et pers.	6.6	5.7	17.7	8.7	12.0	22.1	-0.1	-1.4	8.9	11.0	11.1	6.3	8.8
812-837	Public administration - Administration publique	11.6	7.1	6.9	3.6	20.3	2.0	3.6	12.6	-2.1	0.7	-8.3	2.3	6.3
451-484 501-999	Service producing industries - Branches productrices de services	10.2	6.3	9.2	3.9	14.6	11.8	3.7	5.8	3.8	3.0	2.3	5.9	6.4
041-999	Industrial aggregate - Ensemble des industries	11.3	7.1	3.1	2.8	15.1	9.3	4.1	2.0	1.9	1.7	3.8	6.2	7.4

**Annual Estimates of Employment, Earnings and Hours, 1984-1996, Statistics Canada
Estimations annuelles de l'Emploi, des gains et de la durée du travail, 1984-1996, Statistique Canada**

Table 4

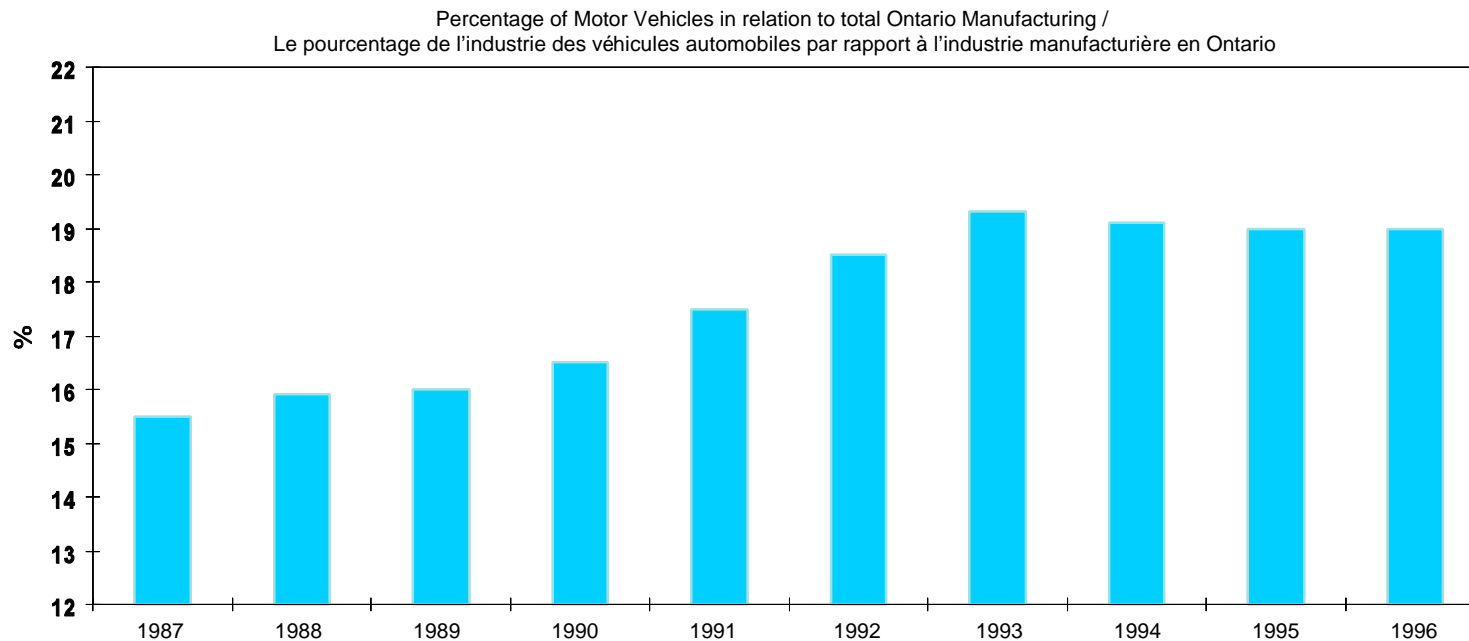
Tableau 4

Estimates of Employment, for Employees paid by the Hour, by Industry, Canada, Provinces and Territories.

In Ontario, the percentage of hourly paid employees in the Motor Vehicle industry, in relation to total manufacturing, increased and remained high in the '90's.

Estimations de l'emploi, pour les salariés rémunérés à l'heure, par industrie, Canada, provinces et territoires.

Durant les années 90, le pourcentage des salariés rémunérés à l'heure en Ontario, dans l'industrie des véhicules automobiles a augmenté et est demeuré élevé par rapport à l'ensemble des industries manufacturières.



Canada
Provinces and Territories/Provinces et Territoires

Page
98
106

Table 4

Estimates of Employment, for Employees paid by the Hour, by Industry, Canada, Provinces and Territories.

Tableau 4

Estimations de l'emploi, pour les salariés rémunérés à l'heure, par industrie, Canada, provinces et territoires

SIC 1980 CTI	Industry Industrie	EMPLOYMENT IN THOUSANDS - EMPLOI EN MILLIERS												
		1984	1985	1986	1987	1988	1989	1990	1991	1992	1993	1994	1995	1996
CANADA														
041-051	Logging and forestry - Exploitation forestière et serv. forestiers	29.1	28.4	25.8	29.1	28.9	30.7	27.3	27.9	28.2	28.9	29.5	31.8	30.5
041	Logging - Exploitation forestière	28.7	27.9	25.4	28.1	27.4	28.1	24.2	24.7	23.8	25.0	25.6	27.5	26.0
051	Forestry services - Services forestiers	0.5	0.5	0.4	1.1	1.5	2.6	3.1	3.2	4.4	3.9	4.0	4.2	4.5
061-092	Mining (incl. milling), quarrying and oil wells Mines (y compris broyage), carrières et puits de pétrole	82.2	88.1	80.6	83.2	88.0	83.6	81.9	76.8	67.9	65.3	76.5	69.1	65.5
061-063	Mining - Mines	49.1	48.5	46.2	47.0	47.8	47.5	45.3	41.0	38.2	35.4	35.1	36.0	34.5
061	Metal mines - Mines de métaux	33.2	32.1	30.3	30.9	31.5	31.5	29.5	26.1	25.0	22.8	22.2	22.7	22.0
062	Non-metal mines (except coal) - Mines de minerais non métalliques (sauf le charbon)	9.1	9.0	8.4	8.8	8.5	8.5	8.0	7.2	7.3	7.2	7.3	7.3	6.5
063	Coal mines - Mines de charbon	6.9	7.4	7.5	7.2	7.8	7.6	7.8	7.7	6.0	5.4	5.6	5.9	6.0
071-071	Crude petroleum & natural gas - Pétrole brut et gaz naturel	8.7	8.4	7.8	6.8	7.4	7.3	7.6	7.6	8.4	5.4	7.2	6.5	8.9
081-082	Quarries and sand pits - Carrières et sablières	2.3	2.4	2.1	3.3	3.5	4.4	5.0	4.9	4.7	4.9	6.0	5.9	5.0
081	Stone quarries - Carrières	1.2	1.1	1.0	1.4	1.6	1.9	2.1	1.9	1.9	1.6	1.9	1.8	1.5
082	Sand and gravel pits - Sablières et gravières	1.1	1.3	1.1	1.9	1.9	2.5	2.9	2.9	2.8	3.4	4.1	4.1	3.6
091-092	Services incidental to mineral extraction - Industrie des services miniers	22.0	28.8	24.4	26.0	29.3	24.4	24.0	23.3	16.6	19.5	28.1	20.7	17.0
091	Services incid. to crude petroleum & nat. gas - Services relat. au pétrole brut et au gas nat.	17.3	22.3	17.7	17.6	19.6	17.1	17.5	18.5	13.8	16.3	22.4	14.9	11.3
092	Services incidental to mining - Services relatifs à l'extraction minière	4.8	6.5	6.7	8.4	9.6	7.3	6.5	4.8	2.7	3.2	5.7	5.8	5.7
101-399	Manufacturing - Industries manufacturières	1,141.9	1,172.7	1,207.5	1,279.2	1,304.3	1,321.5	1,223.1	1,083.4	1,032.4	1,039.8	1,081.1	1,127.0	1,157.1
	Non-durable goods - Biens non durables	519.0	525.5	542.3	571.0	565.8	564.2	539.3	493.3	460.4	464.2	468.7	479.8	483.8
	Durable goods - Biens durables	622.9	647.3	665.2	708.2	738.5	757.3	683.7	590.1	572.0	575.6	612.4	647.2	673.3
101-109	Food - Aliments	120.2	124.4	127.1	139.6	142.1	139.4	137.1	130.1	126.0	122.4	125.1	125.2	125.6
101	Meat and poultry products - Viande & volaille	27.0	29.0	30.9	35.3	36.0	37.0	35.4	34.1	36.0	34.4	36.0	34.4	33.3
102	Fish products - Transformation du poisson	17.3	18.5	18.6	20.8	21.5	20.2	19.4	18.8	17.8	14.8	14.6	13.1	14.2
103	Fruit & vegetable - Fruits et légumes	14.2	14.1	14.6	16.4	16.1	15.1	14.8	12.7	12.2	12.1	10.8	12.1	12.0
104	Dairy products - Produits laitiers	12.3	13.0	12.4	13.3	13.7	14.0	15.3	15.4	12.2	11.8	13.0	14.7	14.0
105	Flour, cereal & feed - Farine, céréales et aliments pour animaux	9.1	9.2	9.4	9.5	9.6	9.5	9.2	9.1	7.5	8.6	8.9	8.6	8.9
106	Vegetable oil mills (ex. corn oil) - Huiles végétales (sauf l'huile de maïs)	0.5	0.4	0.4	0.5	0.5	0.5	0.5	0.5	0.5	0.4	0.3	0.8	1.2
107	Bakery products - Produits de boulangerie-pâtisserie	19.0	19.1	19.7	22.6	23.0	21.9	21.6	18.6	19.2	19.1	19.2	19.2	19.0
108	Sugar & sugar confectionery - Sucre et confiseries	5.6	5.5	5.4	5.5	5.6	5.4	5.4	5.5	6.1	6.5	5.7	8.1	6.8
109	Other food products - Autres produits alimentaires	15.3	15.6	15.7	15.6	16.1	15.7	15.6	15.4	14.5	14.7	16.7	14.3	16.0
111-114	Beverages - Boissons	20.6	21.0	21.3	20.5	20.9	20.0	19.8	17.5	16.5	16.3	16.9	16.9	15.8
121-122	Tobacco products - Produits du tabac	4.2	3.7	3.6	3.2	2.8	2.7	2.5	2.6	2.6	2.5	2.4	2.3	2.3
151-159	Rubber products - Produits en caoutchouc	15.8	15.6	16.1	17.2	16.3	15.9	15.6	13.5	12.3	14.7	15.2	15.9	16.2
161-169	Plastic products - Produits en matière plastique	27.7	27.8	29.7	35.5	39.0	43.4	43.0	41.4	29.7	32.3	35.5	37.4	39.0
171-171	Leather & allied products - Cuir et produits connexes	21.3	21.6	19.9	17.1	15.2	14.0	12.4	8.7	10.7	8.9	8.3	8.5	8.0
181-183	Primary textiles - Textiles de première transformation	18.6	16.6	17.5	17.8	17.4	15.7	14.1	12.7	13.6	12.1	12.8	14.0	14.1
191-199	Textile products - Produits textiles	19.6	20.9	21.7	22.7	22.7	20.2	18.2	17.8	16.4	17.9	19.5	18.9	18.7
243-249	Clothing - Habillement	71.7	74.1	76.5	78.8	77.0	72.3	67.5	53.6	45.5	52.9	50.4	52.2	53.2

Annual Estimates of Employment, Earnings and Hours, 1984-1996, Statistics Canada
Estimations annuelles de l'emploi, des gains et de la durée du travail, 1984-1996, Statistique Canada

Table 4

Estimates of Employment, for Employees paid by the Hour, by Industry, Canada, Provinces and Territories.

Tableau 4

Estimations de l'emploi, pour les salariés rémunérés à l'heure, par industrie, Canada, provinces et territoires

SIC	Industry	EMPLOYMENT IN THOUSANDS - EMPLOI EN MILLIERS												
		1984	1985	1986	1987	1988	1989	1990	1991	1992	1993	1994	1995	1996
1980														
CTI	Industrie													
CANADA														
243	Men's & boys' clothing - Vêtements pour hommes et garçons	20.9	23.0	25.2	24.4	24.1	22.8	21.2	18.0	17.3	17.7	17.6	20.2	18.6
244	Women's clothing - Vêtements pour dames	24.2	24.2	23.2	25.6	25.3	22.5	19.2	15.3	12.2	16.4	14.7	15.5	17.0
245-249	Clothing n.e.c. - Habillement n.c.a.	26.6	27.0	28.1	28.8	27.6	27.1	27.0	20.2	15.9	18.8	18.0	16.5	17.6
251-259	Wood - Bois	79.7	79.3	78.2	93.1	96.7	98.5	88.7	72.7	74.7	79.3	88.6	89.1	93.7
256-259	Wood n.e.c. - Bois n.c.a.	6.3	6.9	7.2	7.3	8.3	8.2	8.8	8.0	8.6	10.1	11.2	11.1	11.6
251	Sawmill, planing mill & shingle mill products - Scieries, ateliers de rabotage et usines de bardeaux	43.0	39.9	37.4	45.1	49.4	45.9	45.9	39.7	41.0	41.2	46.0	46.4	50.1
252	Veneer & plywood - Placages & contreplaqués	7.5	7.4	6.9	8.2	8.2	7.7	7.5	6.6	6.3	6.6	7.3	7.7	7.3
254	Sash, doors & other millwork - Portes, châssis et autres bois travaillés	22.9	25.1	26.7	32.5	30.8	36.7	26.5	18.3	18.9	21.4	24.1	23.9	24.6
261-269	Furniture & fixtures - Meubles et articles d'ameublement	36.1	38.4	44.2	44.3	45.5	47.3	40.8	36.7	33.0	32.6	33.9	34.5	36.6
261	Household furniture - Meubles de maison	22.6	23.3	27.2	26.1	27.2	27.4	22.4	20.2	17.1	17.3	16.2	16.7	16.0
264	Office furniture - Meubles de bureau	6.6	7.9	9.0	9.9	9.5	9.5	8.8	7.6	6.3	6.3	7.5	7.1	8.3
269	Other furniture & fixtures - Autres meubles et articles d'ameublement	6.9	7.2	8.0	8.3	8.7	10.4	9.6	8.9	9.6	9.0	10.2	10.7	12.3
271-279	Paper & allied products - Papier et produits connexes	86.0	85.5	89.1	93.2	94.6	95.2	91.8	85.0	77.7	74.6	72.6	73.5	72.3
271	Pulp & paper - Pâtes et papiers	61.3	61.8	63.3	65.5	65.8	65.5	62.8	58.9	52.5	50.5	48.5	49.3	47.4
272	Asphalt roofing - Papier-toiture asphalté	0.8	0.7	0.8	1.0	1.0	1.2	1.1	0.9	1.2	1.1	1.1	1.0	1.0
273	Paper boxes & bags - Boîtes en carton et sacs en papier	11.3	10.9	11.5	12.6	13.1	12.7	12.4	11.0	11.3	12.1	13.1	13.7	12.9
279	Other converted paper products - Autres produits en papier transformé	12.6	12.0	13.5	14.0	14.8	15.8	15.6	14.2	12.7	10.9	9.9	9.5	11.0
281-284	Printing, publishing & allied ind. - Imprimerie, édition et industries connexes	67.3	68.1	73.8	80.3	72.5	78.7	72.1	66.7	69.0	72.4	72.1	76.1	76.3
281	Commercial printing - Impression commerciale	38.3	37.1	42.0	44.9	39.4	45.1	40.1	35.5	38.4	41.9	39.8	42.7	40.6
282	Platemaking, typesetting & bindery - Clichage, composition et reliure	9.1	10.3	10.3	12.8	11.1	11.3	10.2	9.4	9.1	10.1	10.7	10.9	10.8
283	Publishing - Édition	5.7	5.8	6.8	7.3	7.6	7.3	6.9	7.5	7.9	7.1	8.8	9.3	11.4
284	Combined publishing & printing - Impression et édition combinées	14.3	15.0	14.7	15.3	14.4	15.0	15.0	14.3	13.6	13.3	12.8	13.1	13.5
291-299	Primary metals - Première transformation des métaux	79.6	76.5	73.0	73.5	75.6	74.7	64.6	59.9	56.9	57.6	58.8	61.7	61.1
291	Primary steel - Sidérurgie	39.4	36.9	35.7	35.8	36.2	36.0	28.9	27.0	25.6	24.7	23.7	25.4	25.1
292	Steel pipes & tubes - Tubes et tuyaux d'acier	4.6	4.6	4.2	4.4	4.8	4.4	4.1	4.7	4.2	4.3	4.1	4.2	4.5
294	Iron foundries - Fonderies de fer	6.4	6.2	5.9	6.3	6.6	5.8	5.0	4.1	3.8	4.3	5.6	5.9	4.8
295	Non-ferrous metal smelting & refining - Fonte et affinage des métaux non-ferreux	18.7	18.0	16.4	16.6	17.5	18.2	17.4	14.9	13.3	13.8	13.3	13.8	14.9
296	Aluminum rolling, casting & extruding - Laminage, moulage et ext. de l'aluminium	4.0	4.0	4.1	3.8	3.7	3.6	3.4	4.8	5.5	5.4	5.8	5.1	5.8
297	Copper & alloy rolling, casting & extruding - Laminage, moulage et extrusion du cuivre et de ses alliages	2.5	2.6	2.6	2.5	2.7	2.5	2.2	1.7	1.5	1.5	1.4	2.9	1.7
299	Other metal rolling, casting & extruding - Autre laminage, moulage et extrusion des métaux	4.0	4.1	4.2	4.0	4.1	4.2	3.7	2.8	3.0	3.6	5.0	4.5	4.4
301-309	Fabricated metal products - Fabrication des produits métalliques	96.9	107.5	115.4	121.8	124.1	126.6	118.2	101.2	98.5	94.5	100.0	105.3	109.8
301	Power boilers & heat exchangers - Chaudières à pression et échangeurs de chaleur	1.8	2.1	2.3	2.3	2.4	2.5	2.8	3.0	2.9	2.6	2.8	2.4	2.2
302	Fabricated structural metal products - Éléments de charpentes métalliques	10.1	11.6	11.8	13.6	15.5	16.9	15.9	12.1	11.3	10.1	11.5	11.2	10.8
303	Ornamental & architectural metal products - Produits métalliques d'ornement et d'architecture	12.4	12.3	14.2	16.7	17.1	18.3	16.5	11.9	10.6	9.8	8.7	8.4	11.5
304	Stamped, pressed & coated metal products Embout., matricage et revêtement des métaux	31.6	33.0	36.0	33.8	35.1	33.9	30.5	28.3	23.1	21.5	23.9	22.6	21.4

Annual Estimates of Employment, Earnings and Hours, 1984-1996, Statistics Canada
Estimations annuelles de l'Emploi, des gains et de la durée du travail, 1984-1996, Statistique Canada

Table 4

Estimates of Employment, for Employees paid by the Hour, by Industry, Canada, Provinces and Territories.

Tableau 4

Estimations de l'emploi, pour les salariés rémunérés à l'heure, par industrie, Canada, provinces et territoires

SIC 1980 CTI	Industry Industrie	EMPLOYMENT IN THOUSANDS - EMPLOI EN MILLIERS												
		1984	1985	1986	1987	1988	1989	1990	1991	1992	1993	1994	1995	1996
CANADA														
305	Wire & wire products - Fil métallique et ses produits	10.8	12.1	12.1	11.7	12.1	12.3	11.3	9.3	9.5	9.0	7.7	8.3	9.1
306	Hardware, tools & cutlery - Articles de quincaillerie, d'outillage et coutellerie	11.1	14.4	16.2	18.5	16.9	14.5	13.7	13.1	14.9	13.6	20.7	17.0	18.5
307	Heating equipment - Matériel de chauffage	2.1	2.2	2.6	3.2	3.3	3.7	3.5	2.8	3.0	2.9	2.9	2.6	3.7
308	Machine shops - Ateliers d'usinage	10.7	13.1	13.4	14.9	13.8	15.9	15.7	13.2	15.4	15.8	14.1	20.8	21.4
309	Other metal fabricating - Autres produits en métal	6.3	6.7	6.8	7.1	8.0	8.6	8.3	7.4	7.9	9.2	7.8	11.9	11.1
311-319	Machinery (ex. elect. mach.) - Machinerie (sauf électrique)	44.2	44.9	47.8	48.1	52.3	60.5	49.2	38.7	36.2	42.2	49.9	56.7	61.7
311	Agricultural implements - Instruments aratoires	4.9	3.9	3.4	3.8	4.1	4.6	4.7	4.2	4.7	5.7	5.9	5.7	7.7
312	Commercial refrig. & air cond. equip. - Matériel commer. de réfrigération & climatisation	3.6	4.3	3.9	3.8	4.1	4.1	3.2	2.1	1.8	2.3	2.6	2.6	2.6
319	Other machinery & equipment - Autres machineries et équipements	35.7	36.7	40.5	40.6	44.1	51.7	41.3	32.4	29.6	34.3	41.4	48.4	51.4
321-329	Transportation equipment - Matériel de transport	136.2	144.1	147.7	157.5	165.8	172.0	160.1	142.2	141.6	145.2	154.4	160.0	163.1
321	Aircraft & aircraft parts - Aéronefs et pièces d'aéronefs	16.9	18.8	20.2	22.6	23.2	24.4	26.0	23.7	22.3	19.8	19.4	20.9	23.1
323	Motor vehicles - Véhicules automobiles	37.8	38.8	38.6	39.5	39.7	41.7	39.8	39.7	39.7	41.5	43.0	42.8	43.5
324	Truck & bus bodies & trailers - Carrosseries de camions, d'autobus et de remorques	8.8	8.5	9.0	10.7	11.8	11.4	9.5	6.7	8.1	7.7	9.1	10.0	10.2
325	Motor vehicle parts & accessories - Pièces et accessoires pour véhicules automobiles	56.3	60.6	63.7	68.4	72.1	74.1	67.4	57.0	56.4	61.1	66.0	70.1	70.5
326	Railroad rolling stock - Matériel ferroviaire roulant	4.2	4.3	4.6	4.5	5.1	5.3	4.3	3.9	4.4	4.0	6.1	6.9	6.1
327	Shipbuilding & repair - Construction et réparation de navires	6.5	7.3	6.3	5.2	6.9	8.6	8.5	7.8	7.3	6.6	5.4	4.9	3.7
328	Boatbuilding & repair - Construction et réparation d'embarcations	4.7	4.6	4.2	5.3	5.7	4.9	3.3	2.3	2.2	3.0	3.9
331-339	Electrical & electronic products - Produits électriques et électroniques	71.4	75.2	77.0	80.7	84.2	85.9	75.5	62.2	58.6	55.9	57.7	61.5	64.6
330	Electrical & electronic products n.e.c. - Produits électriques et électroniques n.c.a.	21.8	22.7	24.1	25.4	25.2	25.3	21.5	16.6	14.4	11.8	12.9	12.0	10.8
332	Major appliances (electric & non-elect.) - Gros appareils (électriques ou non)	6.5	6.6	6.5	7.3	7.6	7.3	5.6	5.3	4.7	4.6	4.9	4.9	4.2
335	Communication & other electronic equip. - Equip. de comm. et autre matériel électronique	20.9	21.4	21.2	21.0	22.6	25.3	21.5	17.8	19.1	21.1	21.9	26.7	28.2
336	Office, store & business machines - Machines pour bureaux, magasins et commerces	3.9	5.2	5.5	5.8	5.6	5.2	4.9	3.2	4.4	3.1	4.2	4.3	6.0
337	Electrical industrial equipment - Matériel électrique d'usage industriel	11.1	11.6	12.1	12.8	14.4	13.9	14.1	11.7	9.8	10.5	8.8	10.2	11.7
338	Communications & energy wire and cable - Fils et câbles électr. et de communication	7.2	7.6	7.7	8.5	8.8	8.8	8.0	7.7	6.2	4.7	4.9	3.4	3.6
351-359	Non-metallic mineral products - Produits minéraux non métalliques	31.5	33.2	34.2	38.1	39.5	39.7	37.6	31.1	28.5	28.0	28.3	30.7	31.2
350	Non-metallic mineral products n.e.c. - Produits minéraux non métalliques n.c.a.	9.6	9.7	9.9	10.6	11.2	11.0	11.3	9.4	8.8	8.7	8.6	8.9	9.0
352	Hydraulic Cement - Ciment hydraulique	3.7	3.7	3.7	3.6	3.0	2.7	2.8	2.0	2.0	1.7	1.7	1.6	1.7
354	Concrete products - Produits en béton	5.5	6.3	5.8	6.8	7.4	8.2	7.5	6.1	5.1	4.5	5.5	5.1	5.5
355	Ready-mix concrete - Béton préparé	3.7	4.3	4.7	6.3	6.9	7.6	6.9	6.1	6.4	6.4	6.3	6.8	7.1
356	Glass & glass products - Verre et articles en verre	8.9	9.2	10.0	10.8	10.8	10.2	9.0	7.6	6.2	6.5	6.2	8.2	7.9
361-369	Refined petroleum & coal products - Produits raffinés du pétrole et du charbon	9.4	9.3	9.4	8.6	8.5	7.9	6.4	5.8	6.1	3.1	3.0	2.4	3.4
361	Refined petroleum products - Produits raffinés du pétrole	8.9	8.8	8.8	7.8	7.7	7.2	5.8	5.2	5.5	2.5	2.2	1.7	2.5
369	Other petroleum & coal products - Autres ind. des prod. du pétrole et du charbon	0.5	0.6	0.6	0.8	0.9	0.8	0.6	0.5	0.6	0.6	0.8	0.7	0.9

Annual Estimates of Employment, Earnings and Hours, 1984-1996, Statistics Canada
Estimations annuelles de l'emploi, des gains et de la durée du travail, 1984-1996, Statistique Canada

Table 4

Estimates of Employment, for Employees paid by the Hour, by Industry, Canada, Provinces and Territories.

Tableau 4

Estimations de l'emploi, pour les salariés rémunérés à l'heure, par industrie, Canada, provinces et territoires

SIC 1980 CTI	Industry Industrie	EMPLOYMENT IN THOUSANDS - EMPLOI EN MILLIERS												
		1984	1985	1986	1987	1988	1989	1990	1991	1992	1993	1994	1995	1996
CANADA														
371-379	Chemical & chemical products - Produits chimiques	36.5	36.8	36.5	36.6	36.9	38.7	38.9	38.0	34.3	34.0	35.1	36.6	38.9
371	Industrial chemicals n.e.c. - Produits chimiques d'usage industriel n.c.a.	8.0	7.7	6.9	7.0	6.7	7.1	7.1	8.9	7.7	8.3	8.3	7.6	8.0
372	Agricultural chemicals - Produits chimiques d'usage agricole	2.1	2.0	1.9	1.8	1.7	1.7	1.5	1.6	1.5	1.6	1.5	1.5	1.7
373	Plastic & synthetic resin - Matières plastiques et résines synthétiques	2.1	2.2	2.4	2.3	2.7	2.6	2.8	2.4	2.3	2.7	3.3	3.4	3.3
374	Pharmaceuticals & medicine - Produits pharmaceutiques et médicaments	6.1	6.0	5.6	5.4	5.8	6.0	6.0	6.4	6.2	6.1	6.9	7.9	8.5
375	Paint & varnish - Peintures et vernis	2.7	2.8	2.8	3.0	3.2	3.4	3.1	3.1	2.7	3.0	3.1	2.8	3.5
376	Soap & cleaning compounds - Savons et composés pour nettoyage	3.6	3.8	4.0	3.9	4.0	4.1	3.9	3.8	3.4	2.9	2.3	2.6	2.7
377	Toilet preparations - Produits de toilette	2.4	2.5	2.6	3.1	3.3	3.7	3.7	2.9	2.7	2.8	2.9	4.9	4.2
379	Other chemical products - Autres produits chimiques	9.5	9.8	10.2	10.0	9.5	10.1	10.7	8.7	7.7	6.6	6.8	5.9	7.1
391-399	Other manufacturing industries - Autres industries manufacturières	47.4	48.1	47.9	51.0	54.9	52.1	49.1	45.4	43.9	40.3	40.8	47.7	51.6
401-449	Construction - Construction	286.5	331.4	351.6	364.9	385.0	422.8	414.2	343.7	297.5	291.3	299.2	303.1	296.7
401-402	Bldg. developing & general contracting - Constructeurs, promoteurs et entrep. généraux	68.3	75.5	83.8	82.8	92.9	107.9	96.9	76.3	68.4	64.7	63.9	61.4	62.1
401	Residential building & development - Promotion et construction de bâtiments résidentiels	45.6	50.4	56.1	55.4	62.5	72.8	64.4	47.8	46.8	45.5	42.3	41.1	42.0
402	Non-residential building & development - Promotion & constr. de bâtiments non résidentiels	22.7	25.1	27.7	27.4	30.5	35.1	32.5	28.6	21.6	19.2	21.6	20.3	20.2
411-412	Industrial & heavy (engineering) construction - Constr. lourde et industrielle (génie)	41.1	43.5	43.3	46.0	48.2	53.2	55.3	50.9	44.1	43.3	45.7	47.0	43.4
411	Industrial const. (other than buildings) - Constr. industrielle (autre que bâtiment)	8.6	9.0	9.8	9.5	10.4	12.1	12.3	9.9	8.1	10.6	12.8	14.2	10.1
412	Highway & heavy constr. - Constr. de routes et constr. lourde	32.5	34.5	33.5	36.5	37.7	41.2	43.0	40.9	35.9	32.8	32.9	32.8	33.3
421-429	Trade contracting - Entrepreneurs spécialisés	168.4	201.7	213.6	224.5	232.7	249.2	249.8	206.8	178.7	178.0	182.1	185.0	180.1
441-449	Services incidental to construction - Services relatifs à la construction	8.6	10.7	10.9	11.5	11.2	12.5	12.1	9.7	6.3	5.3	7.5	9.6	11.1
041-449	Goods producing industries - Branches productrices de biens	1,585.1	1,665.5	1,710.3	1,802.0	1,855.0	1,909.8	1,799.6	1,584.0	1,478.0	1,477.3	1,540.1	1,582.5	1,599.2
451-499	Transportation, storage, comm. & other utilities - Transp., entreposage, comm. et autres services publics	318.7	318.0	310.6	281.2	298.9	309.2	317.3	304.2	300.4	301.3	315.1	307.6	294.8
451-479	Transportation & storage - Transport et entreposage	231.5	229.1	218.8	190.7	203.4	207.2	211.9	201.7	201.1	201.9	209.3	197.8	182.5
451-459	Transportation - Transport	225.5	222.7	212.8	184.5	196.8	201.8	206.1	195.7	195.0	194.0	201.9	190.9	175.4
451	Air transport - Transport aérien	3.5	3.8	4.2	4.1	5.5	6.4	6.9	6.4	6.9	7.1	9.7	8.5	9.6
452	Services incidental to air transport - Services relatifs au transport aérien	2.0	2.5	2.9	3.4	3.5	3.1	2.7	3.1	2.8	2.4	4.0	4.6	2.2
453	Railway transport & related services - Transport et services ferroviaires	74.2	69.8	65.4	30.5	32.4	31.2	29.3	28.0	27.2	26.2	27.0	20.0	22.5
454	Water transport - Transport par eau	9.9	9.5	8.5	7.7	9.1	8.0	7.4	7.2	6.2	6.1	6.0	7.2	6.8
455	Services incidental to water transport - Services relatifs au transport par eau	8.9	7.5	7.4	8.2	8.1	8.9	8.1	7.3	6.0	7.1	8.1	8.9	5.3
456	Truck transport - Camionnage	74.0	75.3	71.3	73.7	78.7	79.6	78.3	67.9	63.6	60.3	62.3	62.0	57.7
457	Public passenger transit systems - Transport en commun	26.1	27.5	26.9	29.5	30.2	31.4	37.5	42.6	48.8	49.4	47.9	43.2	37.6

Annual Estimates of Employment, Earnings and Hours, 1984-1996, Statistics Canada
Estimations annuelles de l'emploi, des gains et de la durée du travail, 1984-1996, Statistique Canada

Table 4

Estimates of Employment, for Employees paid by the Hour, by Industry, Canada, Provinces and Territories.

Tableau 4

Estimations de l'emploi, pour les salariés rémunérés à l'heure, par industrie, Canada, provinces et territoires

SIC 1980 CTI	Industry Industrie	EMPLOYMENT IN THOUSANDS - EMPLOI EN MILLIERS												
		1984	1985	1986	1987	1988	1989	1990	1991	1992	1993	1994	1995	1996
CANADA														
458-459	Transportation n.e.c. - Transport n.c.a.	26.9	26.7	26.3	27.4	29.3	33.1	35.8	33.2	33.6	35.4	36.9	36.4	33.5
461-461	Pipeline transport - Transport par pipelines	0.8	1.0	0.9	0.9	0.9	0.7	0.8	0.9	0.8	0.5	0.5	0.4	0.2
471-479	Storage & warehousing - Entreposage et emmagasinage	5.2	5.3	5.1	5.3	5.6	4.7	5.0	5.1	5.3	7.4	6.8	6.5	6.8
471	Grain elevators - Silos à grain	2.4	2.2	1.9	2.1	2.2	1.6	1.4	1.4	1.6	1.4	1.7	1.4	1.4
479	Other storage & warehousing - Autres entreposage et emmagasinage	2.8	3.2	3.2	3.2	3.4	3.2	3.5	3.7	3.7	6.0	5.2	5.1	5.4
481-499	Communication & other utilities - Communications et autres services publics	87.2	88.9	91.8	90.5	95.6	102.0	105.4	102.4	99.3	99.4	105.8	109.8	112.4
481-484	Communication - Communications	41.9	44.0	47.0	44.8	46.8	50.7	52.2	50.2	47.3	47.3	52.0	58.2	62.9
481	Telecommunication broadcasting - Diffusion des télécommunications	5.1	5.1	5.5	5.6	6.7	9.0	8.2	8.2	8.8	6.0	7.9	9.3	10.0
482	Telecommunication carriers - Transmission des télécommunications	23.2	23.8	24.3	24.0	25.3	26.6	27.9	28.0	25.8	24.1	24.4	26.7	28.5
483	Other telecommunication - Autres télécommunications	0.3	0.3	0.4	0.4	0.4	0.5	0.6	0.5	0.5	0.6	0.6	0.8	1.0
484	Postal & courier service - Services postaux et services de messagers	13.3	14.7	16.9	14.8	14.4	14.7	15.5	13.5	12.2	16.6	19.1	21.3	23.4
491-499	Other Utilities - Autres services publics	45.3	44.9	44.8	45.7	48.7	51.3	53.2	52.2	52.0	52.1	53.8	51.6	49.5
491	Electric power systems - Énergie électrique	29.2	28.2	28.2	28.8	29.8	30.7	33.1	32.7	32.5	31.9	31.9	30.8	29.7
492	Gas distribution systems - Distribution de gaz	2.8	3.1	3.0	3.1	3.6	4.1	4.3	4.4	4.5	4.8	4.7	4.8	4.9
493	Water systems - Distribution d'eau	5.9	5.9	5.8	5.6	5.5	5.7	5.9	6.0	5.7	5.6	5.3	5.0	4.4
499	Other utilities n.e.c. - Autres services publics n.c.a.	7.4	7.9	7.8	8.1	9.7	10.7	9.9	9.1	9.2	9.8	11.9	11.0	10.5
501-692	Trade - Commerce	1,020.8	1,066.0	1,100.1	1,146.9	1,182.0	1,235.5	1,316.7	1,197.2	1,154.4	1,188.5	1,205.6	1,251.4	1,238.4
501-599	Wholesale Trade - Commerce de gros	184.2	183.4	187.2	194.8	203.3	223.9	239.6	216.3	208.9	220.7	238.0	252.4	270.4
501-501	Farm products - Produits agricoles	4.6	4.1	5.1	6.2	5.5	7.2	10.5	7.9	7.2	5.4	4.4	3.8	4.7
511-511	Petroleum products - Produits pétroliers	6.8	7.1	6.0	7.8	7.9	7.3	10.9	11.5	8.6	10.7	10.8	9.6	9.9
521-524	Food, beverage, drug & tobacco - Produits alimentaires, boissons, médicaments et tabac	39.4	40.5	40.1	44.0	46.5	48.9	46.5	43.9	47.1	42.4	43.9	48.1	49.3
523-524	Drug & tobacco - Médicaments & tabac	3.6	2.7	3.8	4.3	4.8	4.8	5.0	4.3	4.3	6.1	6.5	10.0	11.4
521	Food - Produits alimentaires	34.4	36.2	34.9	38.1	40.0	42.4	39.9	37.3	40.3	34.0	35.0	35.7	36.1
522	Beverages - Boissons	1.4	1.5	1.4	1.6	1.6	1.6	1.6	2.2	2.5	2.3	2.4	2.3	1.9
531-532	Apparel & dry goods - Vêtements et mercerie	6.0	6.5	6.0	4.0	5.0	4.9	4.6	4.6	5.8	6.3	6.9	9.2	8.5
531	Apparel - Vêtements	3.6	4.0	3.9	2.2	2.8	2.8	2.7	3.5	4.9	5.3	5.2	7.4	6.7
532	Dry goods - Tissus et articles de mercerie	2.4	2.4	2.0	1.8	2.2	2.1	1.9	1.1	0.9	1.0	1.7	1.8	1.7
541-543	Household goods - Articles ménagers	8.7	6.7	8.1	9.8	6.1	9.4	5.0	3.8	5.9	4.2	6.3	5.8	6.4
541	Electr. & electronic household appl. & parts - App. ménagers élect. et électroniques et pièces	1.1	1.0	1.2	1.3	1.5	1.2	1.3	0.8	1.5	0.9	1.9	2.1	2.3
542	Household furniture - Meubles de maison	1.3	1.0	1.2	1.5	0.7	0.8	0.6	0.4	0.7	0.6	0.9	1.0	0.7
543	Household furnishings - Accessoires ménagers	6.3	4.7	5.7	7.0	4.0	7.4	3.1	2.6	3.7	2.7	3.5	2.7	3.5
551-552	Motor vehicles, parts & accessories - Véhicules auto., pièces et accessoires	20.3	24.4	24.4	23.2	24.2	27.9	27.0	24.7	24.0	26.1	25.3	27.2	26.4
551	Motor vehicles - Véhicules automobiles	8.6	10.1	10.1	9.6	10.0	11.3	10.8	9.6	7.4	8.5	7.7	9.2	8.8
552	Motor vehicles parts & accessories - Pièces et accessoires de véhicules automobiles	11.7	14.3	14.2	13.5	14.2	16.6	16.1	15.1	16.6	17.6	17.6	18.0	17.5
561-563	Metals, hardware, plumbing, heating & building materials - Métaux, quincaillerie, matér. de plomberie, de chauffage et de construction	36.9	36.4	38.2	39.2	40.9	45.6	50.0	41.9	40.7	45.0	47.6	49.8	50.1
561	Metal & metal products - Métaux et produits en métal	2.9	3.5	3.8	4.3	5.1	4.0	5.3	4.4	3.9	4.6	5.7	6.4	5.8
562	Hardware, plumbing, heating & air cond. equip supplies - Quincaillerie, mat. & fournitures de plomb. chauffage & climatisation	9.9	9.5	10.8	9.0	9.5	10.1	9.5	7.2	7.1	6.9	9.4	9.1	11.2
563	Lumber & building materials - Bois et matériaux de construction	24.0	23.3	23.6	25.9	26.3	31.5	35.1	30.4	29.7	33.5	32.5	34.2	33.0

Annual Estimates of Employment, Earnings and Hours, 1984-1996, Statistics Canada
Estimations annuelles de l'emploi, des gains et de la durée du travail, 1984-1996, Statistique Canada

Table 4

Estimates of Employment, for Employees paid by the Hour, by Industry, Canada, Provinces and Territories.

Tableau 4

Estimations de l'emploi, pour les salariés rémunérés à l'heure, par industrie, Canada, provinces et territoires

SIC 1980 CTI	Industry Industrie	EMPLOYMENT IN THOUSANDS - EMPLOI EN MILLIERS												
		1984	1985	1986	1987	1988	1989	1990	1991	1992	1993	1994	1995	1996
CANADA														
571-579	Machinery, equipment & supplies - Machines, matériel et fournitures	39.4	38.2	39.7	40.6	44.5	46.4	54.1	49.5	40.3	44.2	55.3	59.1	73.0
571	Farm machinery, equipment & supplies - Machines, matériel et fournitures agricoles	6.9	6.4	6.9	7.6	7.1	7.9	10.0	9.7	8.4	10.8	8.7	8.4	8.1
572	Const., forest. & mining mach. equip. & suppl.- Mach., mat. & fourni. (const., forêts, mines)	4.5	4.5	4.2	4.1	4.5	4.9	5.6	5.3	5.2	5.3	6.0	6.8	7.2
573	Industrial machinery, equipment & supplies - Machines, matériel et fournitures industriels	5.2	5.0	5.0	4.8	5.2	5.7	6.7	6.3	4.9	6.4	10.2	9.4	12.5
574	Electrical & electronic mach. equip. & supplies - Machines, matér., fournit. électric. & électro.	7.8	7.3	8.9	9.4	11.4	9.8	10.7	10.8	9.4	9.9	14.3	19.5	25.6
579	Other machinery, equipment & supplies - Autres machines, matériel et fournitures	15.0	15.1	14.7	14.7	16.2	18.1	21.1	17.4	12.4	11.9	16.1	15.0	19.6
591-599	Other wholesale products - Autres produits divers, commerce de gros	22.1	19.7	19.7	20.0	22.7	26.3	31.1	28.4	29.2	36.3	37.6	39.9	42.2
601-692	Retail trade - Commerce de détail	836.7	882.5	913.0	952.2	978.7	1,011.6	1,077.1	981.0	945.6	967.7	967.6	999.0	967.9
601-603	Food, beverage and drug - Aliments, boissons et médicaments	257.2	282.9	294.0	320.0	328.1	337.2	376.4	336.8	319.5	355.2	360.5	382.6	351.0
601	Food stores - Magasins d'alimentation	214.1	232.3	237.1	256.7	259.0	260.6	293.4	249.4	241.9	269.9	276.4	290.8	268.7
602	Liquor, wine & beer stores - Magasins de spiritueux, vin et bière	7.7	12.3	16.7	17.4	17.3	17.5	17.2	15.2	15.1	14.5	14.4	17.1	18.7
603	Prescription drugs & patent medicine stores - Mag. de médicaments sur ordonnance & brevetés	35.4	38.3	40.3	45.9	51.7	59.0	65.8	72.1	62.5	70.8	69.7	74.8	63.6
611-615	Shoe, apparel, fabric & yarn - Chaussures, vêtements, tissus et filés	79.3	79.7	86.9	95.4	103.9	106.1	106.9	94.6	90.1	88.4	91.8	96.6	96.7
611	Shoe stores - Magasins de chaussures	8.5	9.9	10.5	12.1	13.4	11.8	13.0	12.7	12.4	11.5	12.4	13.4	11.3
612	Men's clothing stores - Magasins de vêtements pour hommes	8.5	7.3	11.5	11.0	12.5	11.6	11.2	12.7	10.2	10.6	10.6	9.4	8.3
613	Women's clothing stores - Magasins de vêtements pour dames	32.6	34.5	36.0	40.2	42.5	43.0	41.7	33.2	30.0	33.9	34.8	35.6	37.1
614	Clothing stores n.e.c. - Magasins de vêtements n.c.a.	26.6	25.1	26.0	28.5	31.7	35.6	36.7	31.4	31.8	26.9	27.5	31.7	34.4
615	Fabric & yarn stores - Magasins de tissus et de filés	3.1	2.9	3.1	3.6	3.8	4.0	4.2	4.6	5.7	5.5	6.5	6.4	5.7
621-623	Household furniture, appliances & furnishings - Meubles, appareils et accessoires de maison	37.5	39.3	44.8	46.7	42.4	44.5	44.0	40.8	34.1	35.5	40.8	41.3	41.5
621	Household furniture stores - Magasins de meubles de maison	13.3	13.9	15.1	16.4	15.9	16.1	15.7	14.2	11.3	11.1	13.8	13.9	14.3
622	Appliance, TV, radio & stereo stores - Magasins ménagers, tv, radio & appar. stéréo	11.4	11.9	15.1	14.9	12.1	14.7	14.3	12.6	12.5	15.0	16.6	16.5	16.5
623	Household furnishings stores - Magasins d'accessoires d'ameublement	12.7	13.5	14.6	15.4	14.4	13.7	14.0	14.1	10.4	9.4	10.4	11.0	10.7
631-639	Auto vehicles, parts & access., sales & serv. Véhicules autos, pièces & access., vente & serv.	180.2	191.0	195.1	195.1	201.6	212.0	223.4	189.8	193.5	190.5	188.1	186.4	192.8
631	Automobile dealers - Concessionnaires d'automobiles	40.5	41.1	45.9	44.9	44.3	48.1	51.1	44.4	43.6	44.3	48.4	51.6	65.4
632	Recreational vehicle dealers - Marchands de véhicules de loisir	7.6	8.7	9.2	9.9	10.1	11.0	11.9	7.4	6.4	5.9	6.3	6.5	6.5
633	Gasoline service stations - Stations-service	58.3	61.9	64.4	67.9	76.3	74.7	79.1	70.5	74.8	64.2	53.8	46.4	42.3
634	Automotive parts & accessories stores - Mag. de pièces et accessoires pour automobiles	28.4	30.7	29.8	28.5	26.2	27.8	30.8	27.2	26.2	29.8	28.6	29.5	27.7
635	Motor vehicle repair shops - Ateliers de réparation d'automobiles	42.0	45.0	42.1	40.0	40.3	46.1	45.9	36.2	37.7	41.2	44.5	45.7	44.1
639	Other motor vehicle services - Autres services pour automobiles	3.4	3.6	3.7	3.9	4.4	4.4	4.6	4.1	4.8	5.0	6.4	6.7	6.8
641-641	General merchandise stores - Magasins de marchandises diverses	185.3	186.2	185.6	181.5	182.9	188.8	185.6	195.0	180.7	160.3	151.2	151.5	148.9
651-692	Other retail n.e.c. - Autres commerces de détail n.c.a.	97.3	103.4	106.5	113.5	119.9	123.1	140.8	124.0	127.6	137.9	135.2	140.7	137.1

Annual Estimates of Employment, Earnings and Hours, 1984-1996, Statistics Canada
Estimations annuelles de l'emploi, des gains et de la durée du travail, 1984-1996, Statistique Canada

Table 4

Estimates of Employment, for Employees paid by the Hour, by Industry, Canada, Provinces and Territories.

Tableau 4

Estimations de l'emploi, pour les salariés rémunérés à l'heure, par industrie, Canada, provinces et territoires

SIC 1980 CTI	Industry Industrie	EMPLOYMENT IN THOUSANDS - EMPLOI EN MILLIERS												
		1984	1985	1986	1987	1988	1989	1990	1991	1992	1993	1994	1995	1996
CANADA														
701-761	Finance, insurance & real estate - Finances, assur. & affaires immobilières	70.9	76.5	85.8	93.7	111.0	125.6	132.0	122.7	113.4	122.9	125.2	132.1	146.8
701-749	Finance & insurance - Intermédiaires financiers et assurances	38.5	40.6	46.1	52.5	63.0	71.4	75.8	75.7	74.4	75.8	78.4	82.7	93.0
701-709	Deposit accepting intermediaries - Intermédiaires financiers de dépôts	23.0	26.9	33.1	36.9	43.7	48.7	53.7	56.2	54.2	53.6	54.7	55.8	57.6
701-702	Banks - Banques	12.1	13.6	16.3	18.6	23.1	26.8	29.4	29.8	29.5	30.2	31.0	31.9	32.3
703	Trust Companies - Sociétés de fiducie	2.8	3.1	3.7	4.4	5.6	6.7	7.2	7.4	7.1	6.6	6.1	5.8	6.0
705	Credit unions - Caisses d'épargne et de crédit	8.1	10.2	13.1	13.9	15.0	15.2	17.0	19.0	17.5	16.7	17.5	18.0	19.1
711-712	Consumer & business financing intermediaries - Crédit à la consommation et aux entreprises	2.7	1.7	1.5	1.5	1.6	1.6	1.3	1.0	1.1	1.5	1.3	2.2	2.1
721-729	Investment intermediaries - Intermédiaires d'investissement	9.5	8.2	6.9	9.1	13.3	16.7	16.0	12.0	11.9	11.6	14.6	16.3	19.0
731-733	Insurance - Assurances	2.0	2.3	2.6	2.8	2.7	2.9	3.5	4.6	4.9	6.7	5.2	5.7	9.7
741-749	Other financial intermediaries - Autres intermédiaires financiers	1.3	1.4	1.9	2.3	1.7	1.4	1.5	1.8	2.4	2.4	2.5	2.8	4.6
751-761	Real estate operators & insurance agent - Services immobiliers & agences d'assurances	32.4	35.9	39.7	41.1	48.1	54.2	56.2	47.0	39.0	47.1	46.8	49.4	53.8
751-759	Real estate operators (exc'l developers) - Services immobiliers (sauf lotisseurs)	25.3	29.1	31.1	32.0	35.1	40.8	37.4	29.1	28.1	32.9	29.0	30.5	28.9
761-761	Insurance & real estate agent - Agences d'assur. et agences immobilières	7.1	6.8	8.7	9.2	12.9	13.4	18.8	17.9	10.9	14.1	17.8	18.9	24.8
771-779	Comm., business & pers. services - Services socio-culturels, comm. et pers.	1,507.0	1,617.9	1,706.7	1,809.0	1,856.6	1,946.1	2,024.1	1,976.5	1,930.7	1,971.0	2,044.9	2,154.5	2,233.1
771-779	Business services - Services aux entreprises	168.9	191.0	208.2	217.8	210.9	228.4	225.5	216.9	191.6	193.8	223.0	239.3	282.2
771	Employment agencies & personnel suppliers - Bureaux de placement et location de pers.	26.6	32.0	32.8	39.8	43.4	48.7	41.5	38.3	32.5	38.9	49.2	57.5	56.1
772	Computer & related services - Services informatiques et services connexes	8.6	12.4	15.1	12.4	13.6	15.0	12.9	9.9	10.0	10.5	12.2	14.5	27.1
773	Accounting & bookkeeping services - Serv. de comptabilité et tenue de livres	10.5	10.6	12.8	13.3	12.5	13.0	10.3	13.5	13.0	13.6	15.0	13.9	18.1
774	Advertising services - Services de publicité	10.8	7.5	10.6	13.0	12.2	18.8	19.0	11.7	9.7	6.6	6.9	8.2	14.4
775	Arch., eng. & other scientific & tech. serv. - Arch., ingénieurs et autres serv. scient. et tech.	19.9	22.2	20.9	25.9	27.2	28.7	34.2	40.7	33.8	31.3	33.4	30.9	45.7
776	Offices of lawyers & notaries - Études d'avocats et de notaires	10.6	14.6	16.7	14.8	9.5	6.7	8.4	7.8	7.1	6.3	12.1	12.1	19.6
777	Management consulting services - Bureaux de conseils en gestion	35.1	39.2	42.5	38.8	29.1	33.3	30.4	22.7	19.4	17.6	23.3	23.5	32.0
779	Other business services - Autres services aux entreprises	46.7	52.4	56.7	59.7	63.6	64.2	68.8	72.4	66.1	68.9	71.1	78.7	69.1
851-859	Educational & related services - Services d'enseignement et services annexes	13.4	13.9	14.2	16.7	17.0	17.5	20.7	19.8	19.0	19.8	21.7	23.0	22.1
851-853	Educational services - Services d'enseignement	293.2	301.8	307.3	324.6	335.2	345.7	358.1	365.6	372.3	376.2	373.5	374.7	391.2
851	Elementary & secondary education - Enseignement élémentaire et secondaire	153.7	156.6	160.2	165.6	173.5	182.3	189.4	192.9	197.7	200.2	200.3	201.2	243.8
852	Post-second. non-university education - Enseignement postsecondaire non univers.	37.6	41.1	43.1	47.3	47.9	47.7	49.2	51.4	51.3	53.6	52.1	51.1	48.0
853	University education - Enseignement universitaire	101.9	104.1	104.0	111.7	113.8	115.7	119.5	121.3	123.3	122.4	121.0	122.4	99.4
854-859	Libraries, museums & other educational serv. - Biblio., musées & autres serv. d'enseignement	13.4	13.9	14.2	16.7	17.0	17.5	20.7	19.8	19.0	19.8	21.7	23.0	22.1
854	Library services - Bibliothèques	8.8	8.6	9.5	10.3	10.6	10.8	11.9	11.9	11.2	11.6	11.3	11.0	9.1
855	Museums & archives - Musées et archives	2.4	2.3	2.5	2.9	3.1	3.0	3.4	4.0	3.9	3.5	3.8	4.0	4.1

Annual Estimates of Employment, Earnings and Hours, 1984-1996, Statistics Canada
Estimations annuelles de l'Emploi, des gains et de la durée du travail, 1984-1996, Statistique Canada

Table 4

Estimates of Employment, for Employees paid by the Hour, by Industry, Canada, Provinces and Territories.

Tableau 4

Estimations de l'emploi, pour les salariés rémunérés à l'heure, par industrie, Canada, provinces et territoires

SIC 1980 CTI	Industry Industrie	EMPLOYMENT IN THOUSANDS - EMPLOI EN MILLIERS												
		1984	1985	1986	1987	1988	1989	1990	1991	1992	1993	1994	1995	1996
CANADA														
859	Other educational services - Autres services d'enseignement	2.2	3.0	2.2	3.5	3.3	3.7	5.3	3.9	3.9	4.7	6.6	8.0	9.0
861-869	Health & social services - Services de soins de santé et services sociaux	588.4	624.6	658.3	695.5	723.6	750.0	786.8	809.6	815.6	823.9	820.4	881.5	884.1
861,862 & 864	Inst. health & soc. serv., in/out social services institutions - Établ. de santé & serv. soc. en/hors institution	528.1	557.8	585.6	602.6	622.6	642.1	657.8	673.0	679.7	690.1	678.4	712.4	682.0
861	Hospitals - Hôpitaux	364.3	387.4	395.7	407.2	422.9	433.9	447.1	459.9	464.5	461.3	459.0	461.5	436.1
862	Other institutional health & social services - Autres établ. de soins de santé & serv. sociaux	120.0	124.7	139.9	143.4	146.0	155.3	154.8	153.0	156.0	155.8	151.8	178.5	159.7
864	Non-institutional social services - Services sociaux hors institution	43.8	45.7	50.0	52.0	53.7	52.9	55.8	60.1	59.2	73.0	67.6	72.4	86.2
863 & 865-869	Other health & social services n.e.c. - Autres services de soins de santé et sociaux n.c.a.	60.4	66.7	72.7	92.9	101.0	108.0	129.0	136.6	135.9	133.8	142.0	169.2	202.1
863	Non-institutional health services - Services de soins de santé hors institution	7.3	7.1	8.2	13.0	13.8	18.0	23.9	21.9	18.3	18.5	27.5	33.8	41.1
865	Private practice of physicians, surgeons & dentist - Cabinets privés de médecins chirurgiens, dentistes	26.4	30.1	31.2	41.9	45.1	43.0	56.1	60.7	62.8	62.8	61.6	73.8	86.3
866	Offices of other health practitioners - Cabinets d'autres praticiens de la santé	4.0	5.4	6.4	7.2	9.2	11.6	12.2	15.4	16.4	15.5	15.3	22.1	24.3
868	Medical & other health laboratories - Laboratoires médicaux et autre lab. de santé	5.4	5.7	6.8	8.6	9.3	10.9	10.6	12.3	12.7	12.9	12.8	12.0	13.7
869	Health & social service assn's & agencies - Assoc. & org. de santé et de services sociaux	17.3	18.3	20.0	22.1	23.5	24.4	26.0	26.0	25.4	23.8	24.0	26.3	35.0
911-922	Accommodation, food & beverage services - Hébergement et restauration	496.2	530.7	563.2	597.1	613.6	630.3	655.9	612.6	588.7	617.7	635.1	656.9	668.0
911-914	Accommodation services - Services d'hébergement	120.1	127.8	133.1	139.8	149.2	143.6	156.6	144.9	141.1	136.4	139.8	137.5	144.6
912-914	Other accommodation services n.e.c. - Autres services d'hébergement n.c.a.	4.6	5.3	5.2	8.8	7.1	7.6	6.9	12.3	14.6	13.1	10.1	11.3	12.1
911	Hotels, motels & tourist courts - Hôtels, motels et camps pour touristes	115.5	122.6	127.9	131.0	142.1	136.0	149.7	132.6	126.4	123.3	129.7	126.2	132.5
921-922	Food & beverage services - Services de la restauration	376.0	402.9	430.1	457.3	464.3	486.7	499.3	467.7	447.6	481.3	495.3	519.4	523.4
921	Food services - Services de restauration	336.3	360.1	384.7	409.0	415.6	435.2	446.7	424.0	412.3	454.1	466.3	487.1	490.6
922	Taverns, bars & night clubs - Tavernes, bars et boîtes de nuit	39.7	42.8	45.4	48.3	48.8	51.5	52.6	43.7	35.3	27.2	29.0	32.3	32.8
961-999	Miscellaneous services - Services divers	240.0	257.7	262.8	281.9	291.5	319.8	335.1	317.5	315.8	315.9	344.7	353.8	376.7
961-969	Amusement & recreational services - Services de divertissements et de loisirs	84.9	86.7	93.2	94.4	102.5	103.8	113.9	105.3	111.9	113.3	121.9	124.7	121.5
960	Other amusement & recreational services n.e.c. - Autres serv. de divertis. et de loisirs n.c.a.	43.7	41.2	44.9	41.6	46.5	48.6	53.0	52.2	56.9	58.9	62.3	65.9	62.9
961	Motion picture, audio & video prod. & distr. - Prod. & distr. films et mat. audiovisuel	7.3	9.1	10.1	10.5	7.0	7.2	10.3	6.4	5.8	5.0	6.8	7.2	9.3
962	Motion picture exhibition - Projection de films cinématographiques	5.1	5.7	5.9	8.7	9.2	9.0	8.5	7.6	6.8	7.8	7.8	7.9	7.3
965	Sports & recreation clubs & services - Clubs sportifs et services de loisir	27.2	28.1	30.4	30.0	35.5	32.1	37.7	36.3	39.1	37.6	38.8	37.4	35.0
971-979	Personal services (exc'l private households) - Services personnels (excl. ménages)	38.2	43.5	46.5	51.3	49.4	52.2	50.2	51.0	47.5	48.7	52.3	55.8	61.2
971	Barber & beauty shops - Salons de coiffure et salons de beauté	14.8	16.1	19.0	19.3	17.6	18.4	16.1	16.0	17.6	20.1	22.4	25.6	27.9
972	Laundries & cleaners - Serv. de blanchissage et de nettoyage à sec	11.2	12.1	12.0	13.5	14.7	16.3	19.4	22.0	18.0	16.5	16.7	16.3	16.7
973	Funeral services - Pompes funèbres	1.9	2.2	1.9	2.2	1.7	2.6	2.9	2.1	3.5	3.1	3.8	4.8	6.9
979	Other personal & household services - Autres services personnels et domestiques	10.3	13.1	13.5	16.3	15.4	14.9	11.8	10.8	8.5	8.9	9.4	9.1	9.7
982-986	Membership organizations - Associations	30.2	29.9	28.0	31.2	31.3	37.1	40.4	36.5	42.2	43.2	47.9	48.7	58.4

Annual Estimates of Employment, Earnings and Hours, 1984-1996, Statistics Canada
Estimations annuelles de l'emploi, des gains et de la durée du travail, 1984-1996, Statistique Canada

Table 4

Estimates of Employment, for Employees paid by the Hour, by Industry, Canada, Provinces and Territories.

Tableau 4

Estimations de l'emploi, pour les salariés rémunérés à l'heure, par industrie, Canada, provinces et territoires

SIC 1980 CTI	Industry Industrie	EMPLOYMENT IN THOUSANDS - EMPLOI EN MILLIERS												
		1984	1985	1986	1987	1988	1989	1990	1991	1992	1993	1994	1995	1996
CANADA														
991-999	Other services - Autres services	86.7	97.6	95.2	105.0	108.3	126.7	130.5	124.7	114.2	110.7	122.5	124.7	135.6
990	Other services n.e.c. - Autres services n.c.a.	44.4	52.2	48.1	53.0	50.1	61.2	64.3	63.2	54.5	51.2	58.4	57.8	60.0
992	Automobile & truck rental & leasing services - Serv. de location d'automobiles et de camions	3.7	4.1	3.8	4.5	4.4	5.6	5.9	5.9	5.4	5.4	7.5	8.3	8.8
993	Photographers - Photographes	3.2	3.7	3.5	5.0	3.6	3.6	3.2	2.8	2.3	2.4	2.9	3.6	3.4
995	Services to buildings & dwellings - Serv. relatifs aux bâtiments et habitations	29.5	32.2	34.7	37.1	42.7	48.7	48.4	47.0	46.4	47.4	44.4	44.4	49.9
996	Travel services - Services de voyages	5.9	5.4	5.2	5.3	7.4	7.6	8.7	5.8	5.6	4.3	9.3	10.6	13.6
451-484	Service producing industries - Branches													
501-999	productrices de services	2,916.9	3,078.2	3,210.9	3,333.8	3,454.1	3,565.2	3,737.0	3,564.8	3,515.2	3,597.4	3,704.0	3,867.5	3,953.6
041-999	Industrial aggregate - Ensemble des													
	industries	4,501.9	4,743.7	4,921.2	5,135.8	5,309.1	5,475.0	5,536.5	5,148.8	4,993.3	5,074.6	5,244.1	5,450.0	5,552.8
NEWFOUNDLAND TERRE-NEUVE														
061-092	Mining (incl. milling), quarrying and oil wells													
	Mines (y compris broyage), carrières et													
	puits de pétrole	2.5	2.2	2.0	2.0	2.3	2.4	2.4	2.0	1.8	1.8	2.1	2.0	2.0
101-399	Manufacturing - Industries manufacturières	11.3	12.5	12.6	14.1	14.0	13.7	12.4	10.9	9.2	8.5	7.6	7.9	8.4
	Non-durable goods - Biens non durables	9.8	10.9	11.0	12.2	11.9	11.2	10.3	9.1	7.4	7.1	5.6	6.0	6.8
	Durable goods - Biens durables	1.5	1.6	1.7	1.8	2.0	2.5	2.1	1.8	1.8	1.4	1.9	1.9	1.6
101-109	Food - Aliments	7.1	8.2	8.2	9.3	8.9	8.2	7.7	6.7	5.0	4.6	3.0	3.4	3.8
102	Fish products - Transformation du poisson	6.8	7.9	7.8	8.9	8.5	7.8	7.1	6.1	4.3	3.7	2.3	2.8	3.2
401-449	Construction - Construction	3.7	3.2	4.0	4.3	5.4	6.5	6.1	4.7	4.7	5.7	7.1	6.8	6.3
401-402	Bldg, developing & general contracting - Constructeurs, promoteurs et entrep. généraux	1.5	1.4	2.0	1.7	2.1	2.8	2.8	1.7	1.9	2.0	2.4	1.3	2.1
402	Non-residential building & development - Promotion & constr. de bâtiments non résidentiels	0.2	0.2	0.3	0.2	0.3	0.4	0.4	0.3	0.3	0.7	1.1	0.2	1.1
411-412	Industrial & heavy (engineering) construction - Constr. lourde et industrielle (génie)	0.6	0.4	0.6	0.8	0.8	0.8	0.7	0.8	0.7	1.6	2.4	3.2	2.2
421-429	Trade contracting - Entrepreneurs spécialisés	1.4	1.2	1.3	1.7	2.4	2.8	2.5	2.2	2.1	2.2	2.2	2.3	1.9
041-449	Goods producing industries - Branches													
491-499	productrices de biens	19.0	19.1	19.7	21.6	22.7	23.8	22.1	18.7	16.7	17.0	18.1	18.1	18.7
451-499	Transportation, storage, comm. & other													
	utilities - Transp., entreposage, comm.													
	et autres services publics	4.6	4.5	4.1	4.0	4.2	4.3	4.6	4.4	4.3	4.2	4.2	4.6	6.4
451-479	Transportation & storage - Transport et entreposage	3.5	3.3	2.8	3.0	3.4	3.6	3.8	3.5	3.5	3.4	3.2	3.4	3.2
481-499	Communication & other utilities - Communications et autres services publics	1.1	1.2	1.3	1.1	0.8	0.8	0.8	0.9	0.8	0.8	1.1	1.3	3.1
491-499	Other Utilities - Autres services publics	0.6	0.6	0.6	0.6	0.5	0.5	0.5	0.5	0.5	0.5	0.8	0.8	1.4
501-692	Trade - Commerce	12.0	11.7	12.9	15.0	16.5	18.2	20.7	18.4	18.2	17.4	19.5	20.7	18.1
501-599	Wholesale Trade - Commerce de gros	1.9	1.7	1.8	2.3	2.6	2.4	2.5	2.3	2.2	2.3	2.2	2.5	2.7
601-692	Retail trade - Commerce de détail	10.1	9.9	11.2	12.7	13.9	15.8	18.2	16.1	16.0	15.2	17.3	18.3	15.5

Annual Estimates of Employment, Earnings and Hours, 1984-1996, Statistics Canada
Estimations annuelles de l'Emploi, des gains et de la durée du travail, 1984-1996, Statistique Canada

Table 4

Estimates of Employment, for Employees paid by the Hour, by Industry, Canada, Provinces and Territories.

Tableau 4

Estimations de l'emploi, pour les salariés rémunérés à l'heure, par industrie, Canada, provinces et territoires

SIC 1980 CTI	Industry Industrie	EMPLOYMENT IN THOUSANDS - EMPLOI EN MILLIERS												
		1984	1985	1986	1987	1988	1989	1990	1991	1992	1993	1994	1995	1996
NEWFOUNDLAND TERRE-NEUVE														
601-603	Food, beverage and drug - Aliments, boissons et médicaments	4.1	4.3	4.9	5.1	5.5	6.3	7.4	6.3	6.4	6.2	6.3	7.5	5.3
601	Food stores - Magasins d'alimentation	2.7	3.0	3.2	3.9	3.9	4.3	5.3	5.1	5.1	5.1	5.1	5.5	4.2
611-615	Shoe, apparel, fabric & yarn - Chaussures, vêtements, tissus et filés	0.8	0.8	0.8	0.9	1.0	1.2	1.5	1.4	1.1	1.0	0.9	1.4	1.2
631-639	Auto vehicles, parts & access., sales & serv. Véhicules autos, pièces & access., vente & serv.	2.2	2.2	2.5	3.0	2.9	3.5	3.9	3.0	3.3	3.1	4.1	3.7	3.8
641-641	General merchandise stores - Magasins de marchandises diverses	2.2	2.0	2.2	2.7	3.1	3.3	3.5	3.6	3.7	3.3	4.0	3.7	3.3
651-692	Other retail n.e.c. - Autres commerces de détail n.c.a.	0.6	0.6	0.7	0.9	1.2	1.3	1.8	1.4	1.3	1.3	1.5	1.7	1.4
701-761	Finance, insurance & real estate - Finances, assur. & affaires immobilières	0.5	0.6	0.6	0.7	0.7	0.8	1.0	0.9	0.8	0.9	1.0	1.3	1.6
701-749	Finance & insurance - Intermédiaires financiers et assurances	0.3	0.4	0.3	0.5	0.5	0.5	0.7	0.6	0.7	0.7	0.8	1.0	1.2
701-709	Deposit accepting intermediaries - Intermédiaires financiers de dépôts	0.2	0.3	0.3	0.3	0.4	0.4	0.5	0.5	0.5	0.5	0.5	0.7	0.8
701-702	Banks - Banques	0.2	0.3	0.3	0.3	0.4	0.4	0.4	0.4	0.5	0.5	0.5	0.6	0.7
771-779	Comm., business & pers. services - Services socio-culturels, comm. et pers.	12.8	13.5	13.1	15.8	16.7	18.8	19.4	18.6	18.6	19.0	21.2	22.0	25.1
771-779	Business services - Services aux entreprises	1.3	1.3	1.1	1.6	2.0	1.9	2.1	1.5	1.4	1.5	1.4	1.2	1.8
851-853	Educational services - Services d'enseignement	3.4	3.4	3.5	4.1	4.2	4.4	4.6	4.4	4.2	4.5	4.7	4.7	5.8
861-869	Health & social services - Services de soins de santé et services sociaux	5.1	5.6	5.8	6.7	6.5	7.8	7.9	8.1	8.3	8.7	10.0	10.4	12.7
861	Hospitals - Hôpitaux	3.3	3.5	3.8	3.8	4.1	4.4	4.9	4.4	4.4	4.9	5.1	5.4	6.7
911-922	Accommodation, food & beverage services - Hébergement et restauration	4.8	4.8	4.7	5.7	6.2	6.9	6.6	6.3	6.3	6.2	6.8	6.6	7.1
911-914	Accommodation services - Services d'hébergement	1.4	1.2	1.4	1.9	2.1	2.3	2.2	1.9	1.8	1.7	2.0	1.9	2.2
921-922	Food & beverage services - Services de la restauration	3.4	3.5	3.3	3.8	4.1	4.7	4.4	4.5	4.5	4.4	4.8	4.7	4.9
921	Food services - Services de restauration	2.6	2.7	2.6	2.9	3.2	3.6	3.4	3.8	3.9	4.0	4.4	4.4	4.6
961-999	Miscellaneous services - Services divers	1.6	1.8	1.5	1.7	2.0	2.1	2.7	2.6	2.6	2.6	3.0	3.7	3.4
451-484	Service producing industries - Branches 501-999 productrices de services	29.6	30.0	30.4	35.3	38.0	41.5	45.1	41.9	42.0	41.5	45.7	48.6	50.9
041-999	Industrial aggregate - Ensemble des industries	48.6	49.1	50.1	56.9	60.8	65.3	67.3	60.6	58.7	58.5	63.8	66.7	69.7
PRINCE EDWARD ISLAND ILE-DU-PRINCE-ÉDOUARD														
101-399	Manufacturing - Industries manufacturières	1.9	2.1	2.1	2.2	2.4	2.5	2.4	2.2	2.6	2.4	2.4	2.6	3.2
	Non-durable goods - Biens non durables	1.5	1.7	1.7	1.8	1.9	2.0	2.0	1.8	2.0	1.9	2.0	2.1	2.3
	Durable goods - Biens durables	0.4	0.4	0.4	0.5	0.5	0.5	0.4	0.4	0.5	0.5	0.4	0.5	0.9
401-449	Construction - Construction	1.1	1.1	1.2	1.3	1.7	1.6	1.8	1.5	1.5	1.5	1.5	2.6	3.4
041-449	Goods producing industries - Branches 491-499 productrices de biens	3.1	3.3	3.5	3.8	4.3	4.3	4.5	4.0	4.4	4.2	4.2	5.5	6.8

Annual Estimates of Employment, Earnings and Hours, 1984-1996, Statistics Canada
Estimations annuelles de l'emploi, des gains et de la durée du travail, 1984-1996, Statistique Canada

Table 4

Estimates of Employment, for Employees paid by the Hour, by Industry, Canada, Provinces and Territories.

Tableau 4

Estimations de l'emploi, pour les salariés rémunérés à l'heure, par industrie, Canada, provinces et territoires

SIC 1980 CTI	Industry Industrie	EMPLOYMENT IN THOUSANDS - EMPLOI EN MILLIERS												
		1984	1985	1986	1987	1988	1989	1990	1991	1992	1993	1994	1995	1996
PRINCE EDWARD ISLAND ILE-DU-PRINCE-ÉDOUARD														
451-499	Transportation, storage, comm. & other utilities - Transp., entreposage, comm. et autres services publics	1.4	1.4	1.2	1.0	1.1	1.3	1.4	1.3	1.2	1.3	1.3	1.2	1.1
481-499	Communication & other utilities - Communications et autres services publics	0.5	0.5	0.5	0.6	0.6	0.7	0.7	0.6	0.6	0.7	0.6	0.6	0.5
501-692	Trade - Commerce	3.4	3.4	3.6	3.7	4.1	4.0	4.3	4.3	4.2	4.4	4.6	4.9	4.7
601-692	Retail trade - Commerce de détail	3.0	3.0	3.2	3.3	3.6	3.5	3.8	3.7	3.6	3.7	4.0	4.1	3.9
601	Food stores - Magasins d'alimentation	0.8	0.7	0.9	0.9	0.9	0.8	0.9	0.8	0.9	0.9	0.9	1.1	1.1
641-641	General merchandise stores - Magasins de marchandises diverses	0.8	0.8	0.7	0.7	0.9	0.9	0.9	1.1	1.0	0.8	0.7	0.6	0.6
771-779	Comm., business & pers. services - Services socio-culturels, comm. et pers.	3.4	3.6	3.9	4.7	5.0	5.1	5.7	5.5	5.7	5.8	6.7	8.6	9.2
851-853	Educational services - Services d'enseignement	1.0	1.0	1.2	1.2	1.3	1.4	1.4	1.4	1.4	1.4	1.4	1.5	1.9
851	Elementary & secondary education - Enseignement élémentaire et secondaire	0.6	0.6	0.6	0.7	0.6	0.7	0.7	0.7	0.6	0.7	0.7	..	1.2
861-869	Health & social services - Services de soins de santé et services sociaux	0.5	0.4	0.6	0.7	0.8	0.9	1.3	1.5	1.6	1.8	1.6	2.5	3.1
862	Other institutional health & social services - Autres établ. de soins de santé & serv. sociaux	..	0.1	0.1	0.2	0.2	0.3	0.4	0.6	0.7	0.8	0.7	0.5	0.7
451-484	Service producing industries - Branches productrices de services	8.3	8.5	8.9	9.9	10.9	10.4	11.5	11.4	12.1	12.6	13.7	16.2	16.7
041-999	Industrial aggregate - Ensemble des industries	11.4	11.8	12.4	13.7	15.1	14.7	16.0	15.4	16.5	16.8	18.0	21.7	23.5
NOVA SCOTIA NOUVELLE-ÉCOSSE														
061-092	Mining (incl. milling), quarrying and oil wells - Mines (y compris broyage), carrières et puits de pétrole	3.1	3.3	3.5	3.7	3.7	2.8	3.1	3.1	2.5	2.4	2.6	2.6	1.9
061-063	Mining - Mines	2.5	2.7	3.0	3.0	2.9	2.3	2.6	2.5	1.9	1.8	2.0	1.8	..
063	Coal mines - Mines de charbon	2.0	2.2	2.3	2.4	2.2	1.5	1.8	1.7	1.4	1.3	1.3	1.3	..
101-399	Manufacturing - Industries manufacturières	25.4	25.3	24.7	27.6	28.9	28.5	27.5	24.7	25.2	22.5	23.8	25.4	25.3
	Non-durable goods - Biens non durables	17.4	17.8	16.9	18.7	18.8	18.5	18.4	16.8	17.1	15.2	15.3	15.5	16.5
	Durable goods - Biens durables	8.0	7.5	7.8	8.8	10.1	10.0	9.0	7.8	8.1	7.3	8.5	9.8	8.9
101-109	Food - Aliments	5.4	5.5	5.2	6.3	6.2	5.8	6.0	7.4	7.9	6.1	6.2	6.1	6.5
102	Fish products - Transformation du poisson	3.2	3.3	3.0	3.5	3.5	3.3	3.3	4.3	5.0	3.4	3.6	3.3	3.6
271-279	Paper & allied products - Papier et produits connexes	1.9	2.1	1.9	2.0	2.0	2.1	2.2	2.1	1.9	2.2	2.2	2.1	2.1
321-329	Transportation equipment - Matériel de transport	2.4	2.4	2.3	2.7	3.3	2.8	2.5	2.5	2.8	2.5	2.3	3.4	2.8
401-449	Construction - Construction	8.6	8.7	9.6	11.0	11.8	13.6	13.3	11.0	9.5	9.7	8.9	9.0	9.2
401-402	Bldg, developing & general contracting - Constructeurs, promoteurs et entrep. généraux	2.1	2.4	2.5	2.6	2.8	3.7	3.0	2.7	2.3	2.1	2.1	2.1	2.2
401	Residential building & development - Promotion et construction de bâtiments résidentiels	1.6	1.8	1.9	2.0	2.1	2.8	2.3	1.9	1.7	1.5	1.7	1.5	1.6

Annual Estimates of Employment, Earnings and Hours, 1984-1996, Statistics Canada
Estimations annuelles de l'emploi, des gains et de la durée du travail, 1984-1996, Statistique Canada

Table 4

Estimates of Employment, for Employees paid by the Hour, by Industry, Canada, Provinces and Territories.

Tableau 4

Estimations de l'emploi, pour les salariés rémunérés à l'heure, par industrie, Canada, provinces et territoires

SIC 1980 CTI	Industry Industrie	EMPLOYMENT IN THOUSANDS - EMPLOI EN MILLIERS												
		1984	1985	1986	1987	1988	1989	1990	1991	1992	1993	1994	1995	1996
NOVA SCOTIA NOUVELLE-ÉCOSSE														
411-412	Industrial & heavy (engineering) construction - Constr. lourde et industrielle (génie)	1.4	1.4	1.4	1.4	1.8	1.8	1.6	1.7	1.5	1.7	1.2	1.3	1.0
421-429	Trade contracting - Entrepreneurs spécialisés	4.9	4.8	5.5	6.8	7.0	7.9	8.4	6.3	5.5	5.7	5.4	5.3	5.6
041-449	Goods producing industries - Branches													
491-499	productrices de biens	39.1	39.4	39.7	44.2	46.2	46.9	46.0	40.6	39.0	36.5	37.5	39.4	38.8
451-499	Transportation, storage, comm. & other utilities - Transp., entreposage, comm. et autres services publics	13.3	13.1	12.8	12.8	12.9	13.2	13.2	12.1	11.6	11.8	11.4	10.9	10.5
451-479	Transportation & storage - Transport et entreposage	8.1	7.7	7.4	7.2	7.2	7.2	6.9	6.3	5.9	6.2	5.7	5.3	5.5
451-459	Transportation - Transport	8.0	7.7	7.4	7.2	7.1	7.1	6.9	6.2	5.8	6.1	5.7
481-499	Communication & other utilities - Communications et autres services publics	5.2	5.4	5.5	5.5	5.7	6.0	6.3	5.8	5.7	5.6	5.7	5.5	5.1
481-484	Communication - Communications	3.7	4.0	4.0	4.1	4.4	4.7	4.9	4.5	4.4	4.3	4.2	3.9	3.4
491-499	Other Utilities - Autres services publics	1.5	1.4	1.4	1.4	1.4	1.3	1.4	1.4	1.3	1.3	1.5	1.6	1.7
491	Electric power systems - Énergie électrique	1.3	1.3	1.2	1.2	1.2	1.2	1.2	1.1	1.1	1.1	1.1
501-692	Trade - Commerce	28.7	30.4	30.0	30.6	32.4	36.3	38.4	35.3	32.9	36.4	37.5	39.7	35.4
501-599	Wholesale Trade - Commerce de gros	4.2	4.3	3.9	4.5	4.3	4.3	4.5	3.7	4.1	4.3	5.5	6.2	6.2
521-524	Food, beverage, drug & tobacco - Produits alimentaires, boissons, médicaments et tabac	2.5	2.3	1.6	1.9	1.6	1.3	1.1	0.9	1.1	1.2	2.2	2.3	2.2
521	Food - Produits alimentaires	2.4	2.2	1.5	1.7	1.5	1.2	1.0	0.9	1.0	1.1	2.2	2.2	2.1
601-692	Retail trade - Commerce de détail	24.6	26.1	26.1	26.1	28.1	32.0	33.9	31.6	28.8	32.1	32.1	33.5	29.2
601-603	Food, beverage and drug - Aliments, boissons et médicaments	5.9	6.7	6.7	6.8	7.4	8.1	9.8	9.3	7.8	11.7	10.9	11.9	9.2
601	Food stores - Magasins d'alimentation	4.2	4.8	4.6	5.1	5.5	6.0	7.0	6.6	6.0	9.4	8.0	8.2	6.4
611-615	Shoe, apparel, fabric & yarn - Chaussures, vêtements, tissus et filés	1.9	1.9	1.8	1.8	2.0	1.9	1.8	2.4	1.9	1.9	2.1	2.4	2.5
631-639	Auto vehicles, parts & access., sales & serv. Véhicules autos, pièces & access., vente & serv.	6.5	6.4	7.0	6.5	7.9	9.1	8.5	7.0	7.1	7.0	7.5	7.2	6.1
641-641	General merchandise stores - Magasins de marchandises diverses	8.0	8.6	8.3	7.9	7.9	8.3	8.6	8.9	7.8	6.8	6.7	6.8	6.6
651-692	Other retail n.e.c. - Autres commerces de détail n.c.a.	2.0	2.1	1.8	2.5	2.3	3.5	4.3	3.5	3.3	4.0	3.6	3.9	3.9
701-761	Finance, insurance & real estate - Finances, assur. & affaires immobilières	1.6	1.6	1.6	1.7	1.9	2.2	2.5	2.1	2.2	2.9	2.9	3.5	3.9
701-749	Finance & insurance - Intermédiaires financiers et assurances	0.9	1.0	1.0	1.1	1.2	1.4	1.8	1.5	1.4	2.0	2.0	2.2	2.5
701-709	Deposit accepting intermediaries - Intermédiaires financiers de dépôts	0.8	0.8	0.8	0.9	1.0	1.1	1.1	1.2	1.2	1.3	1.4	1.6	1.8
701-702	Banks - Banques	0.7	0.7	0.7	0.8	0.9	0.9	1.0	1.0	1.1	1.2	1.2	1.4	1.6
751-759	Real estate operators (exc'l developers) - Services immobiliers (sauf lotisseurs)	0.5	0.4	0.4	0.4	0.5	0.7	0.6	0.5	0.6	0.7	0.7	0.8	0.8
771-779	Comm., business & pers. services - Services socio-culturels, comm. et pers.	32.4	35.4	37.2	40.2	43.2	46.9	48.0	47.4	47.2	46.2	51.7	58.5	59.7
771-779	Business services - Services aux entreprises	2.0	1.8	1.8	2.6	3.1	4.1	3.8	3.9	4.0	4.1	4.1	3.4	5.0
851-853	Educational services - Services d'enseignement	10.6	10.9	10.7	11.3	12.4	13.1	12.4	12.2	12.7	12.6	12.4	12.5	12.7
851	Elementary & secondary education - Enseignement élémentaire et secondaire	4.8	4.9	4.7	5.0	5.2	5.5	5.4	5.3	5.3	5.4	5.2	5.4	6.7

Annual Estimates of Employment, Earnings and Hours, 1984-1996, Statistics Canada
Estimations annuelles de l'emploi, des gains et de la durée du travail, 1984-1996, Statistique Canada

Table 4

Estimates of Employment, for Employees paid by the Hour, by Industry, Canada, Provinces and Territories.

Tableau 4

Estimations de l'emploi, pour les salariés rémunérés à l'heure, par industrie, Canada, provinces et territoires

SIC 1980 CTI	Industry Industrie	EMPLOYMENT IN THOUSANDS - EMPLOI EN MILLIERS												
		1984	1985	1986	1987	1988	1989	1990	1991	1992	1993	1994	1995	1996
NOVA SCOTIA NOUVELLE-ÉCOSSE														
853	University education - Enseignement universitaire	5.2	5.3	5.4	5.8	6.7	7.2	6.6	6.4	6.8	6.6	6.8	6.7	5.5
861-869	Health & social services - Services de soins de santé et services sociaux	13.9	15.2	15.3	15.6	17.1	17.9	20.2	20.8	21.1	21.0	20.7	24.6	25.5
861	Hospitals - Hôpitaux	9.5	9.7	10.0	10.4	11.1	11.3	11.3	10.4	10.4	10.4	10.0	9.6	10.1
911-922	Accommodation, food & beverage services - Hébergement et restauration	10.3	10.9	12.5	13.6	14.5	16.2	16.2	15.5	13.3	13.5	16.3	19.5	19.2
911-914	Accommodation services - Services d'hébergement	2.3	2.2	2.3	2.9	2.8	3.0	3.8	4.0	3.5	3.2	3.5	4.2	4.1
911	Hotels, motels & tourist courts - Hôtels, motels et camps pour touristes	2.2	2.2	2.2	2.8	2.8	2.9	3.8	3.8	3.3	3.0	3.2	3.8	3.7
921-922	Food & beverage services - Services de la restauration	8.0	8.6	10.2	10.7	11.7	13.2	12.4	11.5	9.8	10.3	12.7	15.3	15.1
921	Food services - Services de restauration	6.9	7.5	8.8	9.2	10.1	11.4	10.7	10.4	9.1	9.4	11.6	13.9	13.7
961-999	Miscellaneous services - Services divers	5.9	7.2	7.1	7.9	8.0	8.2	7.2	6.6	8.0	7.1	10.0	10.0	9.0
451-484	Service producing industries - Branches productrices de services	75.4	80.2	81.2	84.9	90.1	97.2	100.7	96.1	95.0	98.6	104.8	114.5	112.2
041-999	Industrial aggregate - Ensemble des industries	114.5	119.6	120.9	129.1	136.3	144.1	146.7	136.7	134.0	135.2	142.3	153.9	151.0
NEW BRUNSWICK NOUVEAU-BRUNSWICK														
041-051	Logging and forestry - Exploitation forestière et serv. forestiers	1.0	1.0	1.8	1.4	1.5	2.1	1.8	1.8	1.6	1.8	1.5	2.1	1.7
061-092	Mining (incl. milling), quarrying and oil wells - Mines (y compris broyage), carrières et puits de pétrole	2.0	2.1	2.1	2.3	2.3	2.3	1.7	1.8	2.0	1.9	2.0	2.2	2.4
101-399	Manufacturing - Industries manufacturières	21.6	20.9	22.1	23.9	26.2	26.1	24.7	23.0	23.4	22.9	22.9	23.0	21.4
	Non-durable goods - Biens non durables	14.9	14.0	14.6	15.1	16.1	15.6	14.8	14.4	14.6	13.7	14.2	13.7	13.0
	Durable goods - Biens durables	6.7	6.9	7.5	8.8	10.1	10.5	9.8	8.6	8.8	9.2	8.7	9.3	8.4
101-109	Food - Aliments	7.0	6.3	6.4	6.5	7.2	7.0	6.6	6.6	6.7	6.2	6.8	6.3	5.9
251-259	Wood - Bois	3.0	3.1	3.2	3.8	3.8	3.7	3.6	2.8	2.8	3.4	3.4	3.4	3.4
251	Sawmill, planing mill & shingle mill products - Scieries, ateliers de rabotage et usines de bardeaux	2.1	2.1	2.2	2.2	2.3	1.9	1.9	1.6	1.6	2.1	2.2	2.4	2.4
271-279	Paper & allied products - Papier et produits connexes	4.3	4.0	4.4	4.6	4.7	4.8	4.3	4.5	4.2	3.8	4.1	4.0	4.0
271	Pulp & paper - Pâtes et papiers	4.1	3.7	4.1	4.2	4.2	4.5	3.9	4.1	3.8	3.5	3.7	3.5	3.5
401-449	Construction - Construction	5.4	5.6	7.1	7.9	9.6	11.6	11.8	10.7	9.9	9.1	9.1	8.5	8.9
401	Residential building & development - Promotion et construction de bâtiments résidentiels	1.0	0.9	1.0	1.2	1.4	1.8	2.2	2.1	1.7	1.9	1.6	1.5	1.4
421-429	Trade contracting - Entrepreneurs spécialisés	3.1	3.0	4.2	4.7	6.1	7.1	7.0	5.9	6.2	5.2	5.2	5.5	5.3
041-449	Goods producing industries - Branches productrices de biens	30.9	30.4	33.9	36.3	40.4	42.9	40.7	37.9	37.7	36.4	36.1	36.3	34.7
451-499	Transportation, storage, comm. & other utilities - Transp., entreposage, comm. et autres services publics	9.9	9.8	9.3	7.2	6.7	7.5	7.4	7.1	7.1	7.4	7.2	7.5	7.7

Annual Estimates of Employment, Earnings and Hours, 1984-1996, Statistics Canada
Estimations annuelles de l'emploi, des gains et de la durée du travail, 1984-1996, Statistique Canada

Table 4

Estimates of Employment, for Employees paid by the Hour, by Industry, Canada, Provinces and Territories.

Tableau 4

Estimations de l'emploi, pour les salariés rémunérés à l'heure, par industrie, Canada, provinces et territoires

SIC 1980 CTI	Industry Industrie	EMPLOYMENT IN THOUSANDS - EMPLOI EN MILLIERS												
		1984	1985	1986	1987	1988	1989	1990	1991	1992	1993	1994	1995	1996
NEW BRUNSWICK NOUVEAU-BRUNSWICK														
451-479	Transportation & storage - Transport et entreposage	7.8	7.8	7.5	5.3	4.8	5.6	5.4	5.1	5.1	5.4	5.3	5.6	6.0
451-459	Transportation - Transport	7.6	7.7	7.3	5.2	4.7	5.5	5.3	5.0	5.0	5.3	5.1	5.3	5.7
481-499	Communication & other utilities - Communications et autres services publics	2.1	1.9	1.8	2.0	1.9	1.9	2.0	2.1	2.0	2.0	2.0	1.9	1.7
501-692 Trade - Commerce		22.2	24.0	24.9	25.2	26.2	29.0	29.1	30.0	27.0	27.3	30.4	30.5	28.4
501-599	Wholesale Trade - Commerce de gros	3.6	3.5	4.3	4.7	4.7	5.1	5.2	5.7	4.9	5.4	4.6	5.4	5.5
601-692	Retail trade - Commerce de détail	18.6	20.4	20.6	20.5	21.4	23.9	23.8	24.4	22.1	21.9	25.9	25.1	22.9
601-603	Food, beverage and drug - Aliments, boissons et médicaments	6.2	7.2	7.5	7.6	8.4	9.1	8.4	8.6	8.1	8.9	10.1	9.6	7.9
601	Food stores - Magasins d'alimentation	4.3	4.7	5.2	5.1	6.0	6.4	5.8	6.3	6.1	6.5	7.9	7.3	5.8
611-615	Shoe, apparel, fabric & yarn - Chaussures, vêtements, tissus et filés	1.8	1.8	1.8	1.8	1.7	1.7	1.9	1.9	1.8	1.8	2.1	1.7	1.7
631-639	Auto vehicles, parts & access., sales & serv. - Véhicules autos, pièces & access., vente & serv.	3.4	3.7	3.6	3.6	3.8	4.7	5.2	4.4	4.7	4.2	5.6	5.6	5.2
641-641	General merchandise stores - Magasins de marchandises diverses	4.3	4.6	4.4	4.2	4.1	4.6	4.8	5.7	4.7	4.5	5.0	5.1	4.9
651-692	Other retail n.e.c. - Autres commerces de détail n.c.a.	2.3	2.4	2.7	2.5	2.5	2.8	2.8	3.1	2.3	1.9	2.3	2.2	2.4
701-761 Finance, insurance & real estate - Finances, assur. & affaires immobilières		1.5	1.7	1.7	1.8	1.6	1.8	1.9	2.2	2.2	2.3	2.3	2.7	2.8
701-749	Finance & insurance - Intermédiaires financiers et assurances	1.0	1.2	1.2	1.1	1.1	1.2	1.4	1.4	1.3	1.7	1.6	1.8	1.8
701-709	Deposit accepting intermediaries - Intermédiaires financiers de dépôts	0.6	0.8	0.8	0.7	0.8	0.8	0.9	0.9	0.8	1.0	0.9	1.0	1.2
751-759	Real estate operators (exc'l developers) - Services immobiliers (sauf lotisseurs)	0.4	0.4	0.4	0.7	0.4	0.6	0.5	0.6	0.8	0.5	0.4	0.4	0.4
771-779 Comm., business & pers. services - Services socio-culturels, comm. et pers.		31.6	33.6	36.8	41.1	43.6	46.4	47.3	46.6	46.6	46.8	49.4	50.9	52.4
771-779	Business services - Services aux entreprises	2.0	1.7	1.9	2.4	2.4	2.6	2.9	3.0	3.3	3.1	3.3	3.9	4.4
851-853	Educational services - Services d'enseignement	6.9	7.3	7.3	7.5	7.9	8.1	8.1	8.3	8.5	8.4	8.2	7.5	8.1
851	Elementary & secondary education - Enseignement élémentaire et secondaire	4.5	4.8	4.8	4.8	5.2	5.1	5.3	5.3	5.4	5.2	5.2	4.9	5.5
861-869	Health & social services - Services de soins de santé et services sociaux	16.1	17.3	19.4	20.6	21.8	23.6	24.7	24.3	24.7	25.1	25.7	24.8	26.6
861	Hospitals - Hôpitaux	11.6	12.0	12.9	13.9	13.5	14.2	14.3	14.4	15.0	14.8	14.7	14.6	14.8
911-922	Accommodation, food & beverage services - Hébergement et restauration	9.9	11.1	12.0	13.5	13.4	14.5	13.6	13.3	13.1	13.1	14.6	16.4	15.2
911-914	Accommodation services - Services d'hébergement	1.4	1.5	1.9	2.4	2.4	2.8	2.6	2.5	3.1	2.9	3.0	4.0	3.5
921-922	Food & beverage services - Services de la restauration	8.5	9.6	10.1	11.0	11.0	11.7	11.1	10.8	10.0	10.2	11.5	12.4	11.7
921	Food services - Services de restauration	8.1	9.1	9.6	10.5	10.4	11.1	10.5	10.1	9.3	9.5	10.9	11.7	10.9
961-999	Miscellaneous services - Services divers	3.4	3.3	3.3	4.2	5.5	5.3	5.6	5.4	5.1	5.1	5.5	5.5	5.7
451-484 Service producing industries - Branches productrices de services		64.8	68.9	72.7	75.8	79.6	84.0	85.0	85.8	84.9	85.9	91.5	94.4	95.0
041-999 Industrial aggregate - Ensemble des industries		95.7	99.3	106.6	112.1	119.9	126.9	125.7	123.7	122.5	122.3	127.6	130.8	129.7

Annual Estimates of Employment, Earnings and Hours, 1984-1996, Statistics Canada
Estimations annuelles de l'emploi, des gains et de la durée du travail, 1984-1996, Statistique Canada

Table 4

Estimates of Employment, for Employees paid by the Hour, by Industry, Canada, Provinces and Territories.

Tableau 4

Estimations de l'emploi, pour les salariés rémunérés à l'heure, par industrie, Canada, provinces et territoires

SIC 1980 CTI	Industry Industrie	EMPLOYMENT IN THOUSANDS - EMPLOI EN MILLIERS												
		1984	1985	1986	1987	1988	1989	1990	1991	1992	1993	1994	1995	1996
QUÉBEC														
041-051	Logging and forestry - Exploitation forestière et serv. forestiers	4.5	4.4	4.1	4.7	5.2	4.8	4.3	4.4	4.6	5.6	5.9	6.4	5.0
061-092	Mining (incl. milling), quarrying and oil wells Mines (y compris broyage), carrières et puits de pétrole	12.5	13.0	12.4	12.5	12.3	12.6	12.6	11.0	10.6	9.6	10.6	10.0	9.1
061-063	Mining - Mines	9.0	10.2	9.8	9.9	9.9	10.1	9.3	8.5	8.4	7.8	7.8	7.4	7.3
061	Metal mines - Mines de métaux	6.3	7.3	7.3	7.3	7.6	7.6	7.1	6.2	6.0	5.4	5.4	5.4	5.3
062	Non-metal mines (except coal) - Mines de minerais non métalliques (sauf le charbon)	2.7	2.8	2.5	2.5	2.3	2.5	2.3	2.3	2.4	2.4	2.3
091-092	Services incidental to mineral extraction - Industrie des services miniers	1.2	1.5	1.5	1.7	1.3	1.0	1.5	1.2	0.7	0.8	0.9	0.9	0.6
092	Services incidental to mining - Services relatifs à l'extraction minière	1.2	1.5	1.5	1.6	1.3	1.0	1.4	1.2	0.6	0.7	0.9
101-399	Manufacturing - Industries manufacturières	306.9	316.6	330.5	351.6	357.9	354.4	325.0	305.5	291.9	298.1	295.7	319.2	325.5
	Non-durable goods - Biens non durables	169.3	172.1	180.0	190.7	186.6	181.4	173.9	166.6	152.0	159.2	152.9	161.3	164.7
	Durable goods - Biens durables	137.6	144.5	150.5	160.9	171.2	173.0	151.1	138.9	140.0	138.9	142.9	157.9	160.8
101-109	Food - Aliments	24.6	25.0	25.1	28.6	30.5	29.6	30.4	27.8	28.2	26.8	27.0	27.1	30.1
243-249	Clothing - Habillement	34.7	38.9	42.9	42.3	40.1	36.9	35.9	32.3	26.3	33.8	31.4	32.1	33.5
243	Men's & boys' clothing - Vêtements pour hommes et garçons	8.5	9.7	12.3	10.8	10.2	10.2	9.4	9.2	9.0	9.4	10.1	12.0	11.2
244	Women's clothing - Vêtements pour dames	10.3	12.6	12.3	13.4	12.7	10.0	9.4	9.1	6.7	11.2	9.0	9.2	11.0
245-249	Clothing n.e.c. - Habillement n.c.a.	15.9	16.6	18.3	18.1	17.3	16.7	17.0	14.0	10.6	13.2	12.2	10.9	11.4
251-259	Wood - Bois	20.7	21.8	23.6	25.9	26.4	26.4	20.7	17.7	18.6	19.1	22.3	25.3	26.0
251	Sawmill, planing mill & shingle mill products - Scieries, ateliers de rabotage et usines de bardeaux	7.3	6.6	7.0	7.1	7.9	6.9	6.6	7.0	9.8	8.8	9.9	13.2	13.3
254	Sash, doors & other millwork - Portes, châssis et autres bois travaillés	9.6	11.0	12.5	14.8	13.7	15.2	10.0	6.2	4.5	6.3	7.1	7.6	8.0
261-269	Furniture & fixtures - Meubles et articles d'ameublement	14.5	16.6	19.8	17.1	17.7	17.6	15.3	16.5	12.8	12.0	10.9	11.6	12.0
261	Household furniture - Meubles de maison	12.0	13.9	16.6	14.1	14.5	14.0	11.7	12.2	8.9	8.4	7.1	7.3	6.4
271-279	Paper & allied products - Papier et produits connexes	33.6	34.4	35.2	36.6	36.8	35.9	34.0	32.2	29.5	26.2	24.5	25.2	23.9
271	Pulp & paper - Pâtes et papiers	26.1	26.2	26.5	27.2	27.0	25.8	23.9	22.3	19.7	18.2	17.1	18.2	17.1
281-284	Printing, publishing & allied ind. - Imprimerie, édition et industries connexes	25.5	23.9	25.7	29.3	25.6	26.2	22.1	20.3	19.7	20.9	20.1	22.4	22.4
281	Commercial printing - Impression commerciale	19.0	16.6	18.4	19.5	16.4	16.6	13.8	11.9	12.2	14.0	12.5	13.8	13.1
291-299	Primary metals - Première transformation des métaux	15.4	15.5	15.2	15.9	15.9	16.2	15.0	13.8	13.4	14.5	14.5	15.0	16.5
295	Non-ferrous metal smelting & refining - Fonte et affinage des métaux non-ferreux	7.8	7.9	7.2	7.5	7.5	7.8	7.5	5.5	4.8	5.7	5.9	6.4	7.3
301-309	Fabricated metal products - Fabrication des produits métalliques	22.2	22.8	23.6	27.8	29.4	29.2	26.2	25.0	23.2	22.3	22.6	25.9	25.7
308	Machine shops - Ateliers d'usinage	2.8	2.9	2.7	3.5	3.5	3.0	3.6	3.4	3.4	4.1	4.2	6.0	5.9
321-329	Transportation equipment - Matériel de transport	19.6	19.7	19.8	22.5	24.8	26.2	24.7	20.4	22.5	23.7	25.4	25.6	23.2
321	Aircraft & aircraft parts - Aéronefs et pièces d'aéronefs	7.0	7.1	7.6	8.6	8.7	9.4	10.4	9.8	10.5	9.8	10.0	10.2	11.1
323	Motor vehicles - Véhicules automobiles	4.4	4.1	4.0	4.2	4.6	4.7	3.8	2.3	2.4	4.1	4.4	3.9	2.8
331-339	Electrical & electronic products - Produits électriques et électroniques	17.6	18.0	19.3	20.1	21.0	21.2	18.7	15.7	14.9	15.0	16.0	17.2	18.8
335	Communication & other electronic equip. - Equip. de comm. et autre matériel électronique	5.9	5.4	5.5	5.4	6.1	6.1	4.8	3.6	4.9	6.6	6.4	8.4	10.0
391-399	Other manufacturing industries Autres industries manufacturières	11.2	13.3	12.6	12.7	14.7	12.7	11.6	13.7	19.8	16.5	14.1	17.1	17.9

Annual Estimates of Employment, Earnings and Hours, 1984-1996, Statistics Canada
Estimations annuelles de l'emploi, des gains et de la durée du travail, 1984-1996, Statistique Canada

Table 4

Estimates of Employment, for Employees paid by the Hour, by Industry, Canada, Provinces and Territories.

Tableau 4

Estimations de l'emploi, pour les salariés rémunérés à l'heure, par industrie, Canada, provinces et territoires

SIC 1980 CTI	Industry Industrie	EMPLOYMENT IN THOUSANDS - EMPLOI EN MILLIERS												
		1984	1985	1986	1987	1988	1989	1990	1991	1992	1993	1994	1995	1996
QUÉBEC														
401-449	Construction - Construction	67.9	88.7	90.8	93.3	100.9	109.1	94.7	71.9	56.5	61.8	63.5	66.4	58.2
401-402	Bldg, developing & general contracting - Constructeurs, promoteurs et entrep. généraux	13.2	15.7	16.3	18.6	22.3	24.0	22.2	16.4	13.1	11.9	15.0	15.6	13.7
401	Residential building & development - Promotion et construction de bâtiments résidentiels	8.0	9.5	9.8	11.2	13.4	14.5	13.2	9.6	9.0	7.9	9.5	10.0	9.5
402	Non-residential building & development - Promotion & constr. de bâtiments non résidentiels	5.2	6.2	6.5	7.4	8.8	9.5	9.0	6.8	4.0	4.0	5.5	5.6	4.3
411-412	Industrial & heavy (engineering) construction - Constr. lourde et industrielle (génie)	8.5	8.3	6.9	8.6	8.0	9.1	7.9	8.3	7.2	7.1	7.6	8.7	5.8
412	Highway & heavy constr. - Constr. de routes et constr. lourde	7.0	7.0	5.8	6.7	6.2	6.9	5.9	5.8	6.0	6.2	6.3	6.4	4.9
421-429	Trade contracting - Entrepreneurs spécialisés	44.9	62.8	65.7	64.3	68.6	73.9	62.7	45.8	34.3	41.5	39.7	40.9	37.6
041-449	Goods producing industries - Branches 491-499 productrices de biens	401.9	433.6	448.2	472.9	488.3	493.8	448.7	404.8	375.7	387.3	388.1	414.3	408.8
451-499	Transportation, storage, comm. & other utilities - Transp., entreposage, comm. et autres services publics	61.0	62.0	57.4	53.9	63.0	61.7	62.0	63.2	68.1	69.5	70.7	69.7	65.0
451-479	Transportation & storage - Transport et entreposage	45.8	45.0	40.1	36.7	44.1	42.0	41.5	43.5	48.3	49.4	48.7	48.0	41.2
451-459	Transportation - Transport	45.4	44.5	39.5	36.1	43.4	41.6	40.9	42.8	47.4	48.2	48.0	46.9	40.1
456	Truck transport - Camionnage	15.9	14.3	11.9	13.6	20.1	18.9	18.3	15.0	16.7	13.0	14.4	13.9	12.4
457	Public passenger transit systems - Transport en commun	4.3	5.3	3.9	5.2	6.0	5.3	5.7	9.8	13.7	15.8	15.1	13.9	11.1
481-499	Communication & other utilities - Communications et autres services publics	15.2	17.0	17.3	17.2	18.9	19.7	20.5	19.7	19.8	20.1	22.0	21.7	23.8
481-484	Communication - Communications	5.1	6.1	7.0	6.4	6.9	6.8	8.5	7.8	7.7	7.8	9.7	9.4	12.9
482	Telecommunication carriers - Transmission des télécommunications	3.0	3.2	3.2	3.3	3.4	3.5	3.8	3.3	3.0	2.7	2.7	3.7	5.9
484	Postal & courier service - Services postaux et services de messagers	1.1	1.5	1.6	1.5	1.5	1.7	2.1	1.8	1.7	3.1	3.9	3.3	4.1
491-499	Other Utilities - Autres services publics	10.1	10.9	10.3	10.8	12.0	12.9	12.0	11.9	12.1	12.3	12.3	12.3	10.9
491	Electric power systems - Énergie électrique	6.1	6.5	6.4	6.7	7.0	7.3	7.8	8.0	7.9	8.3	8.4	8.1	7.1
501-692	Trade - Commerce	249.3	258.3	270.2	297.3	296.6	303.1	326.4	294.6	260.7	276.0	292.4	293.5	297.6
501-599	Wholesale Trade - Commerce de gros	41.4	42.4	41.3	45.9	48.6	54.5	63.1	56.2	44.2	54.3	65.6	67.8	72.8
521-524	Food, beverage, drug & tobacco - Produits alimentaires, boissons, médicaments et tabac	9.6	8.9	8.3	10.4	11.2	11.5	13.5	11.7	9.5	11.0	12.1	14.8	13.8
521	Food - Produits alimentaires	7.8	7.9	6.4	7.9	8.6	8.9	10.1	8.6	6.7	8.2	9.6	9.2	9.6
561-563	Metals, hardware, plumbing, heating & building materials - Métaux, quincaillerie, matér. de plomberie, de chauffage et de construction	6.6	5.9	8.0	8.3	8.3	10.1	11.1	8.8	9.1	9.8	13.4	13.2	13.5
563	Lumber & building materials - Bois et matériaux de construction	1.7	1.8	1.8	2.7	2.8	4.5	5.8	5.6	6.4	7.7	9.5	9.7	9.0
571-579	Machinery, equipment & supplies - Machines, matériel et fournitures	8.3	9.8	9.0	8.9	11.6	12.8	16.5	17.0	7.3	11.2	14.7	15.1	18.2
573	Industrial machinery, equipment & supplies - Machines, matériel et fournitures industriels	0.9	1.1	1.0	1.0	1.5	1.6	1.9	2.0	1.1	1.6	2.2	2.2	3.3
574	Electrical & electronic mach. equip. & supplies - Machines, matér., fournit. électric. & électro.	2.1	2.3	2.5	1.7	1.8	1.9	3.4	3.3	1.9	2.8	3.4	5.4	6.0
591-599	Other wholesale products - Autres produits divers, commerce de gros	4.6	4.1	4.0	5.4	4.9	6.1	7.7	5.7	6.2	8.7	10.8	9.9	12.1
601-692	Retail trade - Commerce de détail	207.9	215.9	228.9	251.4	248.0	248.6	263.4	238.4	216.5	221.7	226.8	225.7	224.7

Annual Estimates of Employment, Earnings and Hours, 1984-1996, Statistics Canada
Estimations annuelles de l'emploi, des gains et de la durée du travail, 1984-1996, Statistique Canada

Table 4

Estimates of Employment, for Employees paid by the Hour, by Industry, Canada, Provinces and Territories.

Tableau 4

Estimations de l'emploi, pour les salariés rémunérés à l'heure, par industrie, Canada, provinces et territoires

SIC 1980 CTI	Industry Industrie	EMPLOYMENT IN THOUSANDS - EMPLOI EN MILLIERS												
		1984	1985	1986	1987	1988	1989	1990	1991	1992	1993	1994	1995	1996
QUÉBEC														
601-603	Food, beverage and drug - Aliments, boissons et médicaments	85.1	83.2	93.4	101.1	99.6	99.2	104.9	93.0	73.2	79.2	85.4	87.1	83.6
601	Food stores - Magasins d'alimentation	75.7	72.7	81.3	87.9	85.7	82.5	88.3	65.7	51.7	57.0	64.2	65.7	62.8
603	Prescription drugs & patent medicine stores - Mag. de médicaments sur ordonnance & brevetés	6.1	5.9	6.9	8.0	8.7	11.1	11.3	23.4	17.9	18.7	17.7	17.9	17.2
611-615	Shoe, apparel, fabric & yarn - Chaussures, vêtements, tissus et filés	23.2	25.8	28.7	32.7	35.6	34.7	34.4	29.2	28.4	28.6	29.8	31.6	29.0
611	Shoe stores - Magasins de chaussures	3.1	4.0	4.4	4.9	4.8	3.4	3.4	3.0	4.5	4.4	5.4	4.8	5.0
613	Women's clothing stores - Magasins de vêtements pour dames	9.1	10.8	11.4	14.8	14.3	12.9	12.3	10.5	8.7	10.1	10.2	11.2	9.8
614	Clothing stores n.e.c. - Magasins de vêtements n.c.a.	7.9	9.2	8.3	8.6	11.1	14.0	14.5	11.6	12.1	9.3	9.6	11.3	10.6
621-623	Household furniture, appliances & furnishings - Meubles, appareils et accessoires de maison	7.2	9.1	10.8	12.2	9.9	10.0	12.8	12.0	6.4	9.1	10.9	11.5	11.3
621	Household furniture stores - Magasins de meubles de maison	1.9	2.6	3.1	3.7	3.2	3.1	4.0	3.9	2.3	2.0	3.5	4.1	4.3
622	Appliance, TV, radio & stereo stores - Magasins ménagers, tv, radio & appar. stéréo	3.7	4.0	4.8	4.7	3.6	3.7	5.2	4.5	2.1	3.7	4.9	4.7	4.5
623	Household furnishings stores - Magasins d'accessoires d'ameublement	1.7	2.5	2.9	3.8	3.1	3.1	3.6	3.6	2.1	3.4	2.5	2.8	2.4
631-639	Auto vehicles, parts & access., sales & serv. Véhicules autos, pièces & access., vente & serv.	50.1	51.0	50.4	54.8	54.1	56.5	59.5	50.6	53.0	50.6	47.8	43.4	46.7
631	Automobile dealers - Concessionnaires d'automobiles	9.9	10.2	12.3	13.3	14.8	15.8	17.3	12.2	12.9	14.2	15.7	15.7	19.5
633	Gasoline service stations - Stations-service	18.0	19.1	18.7	21.2	19.4	16.3	18.6	17.8	18.5	14.7	11.8	8.3	7.2
635	Motor vehicle repair shops - Ateliers de réparation d'automobiles	13.9	11.5	9.6	9.1	9.9	13.9	12.5	11.0	12.6	12.5	12.2	12.1	11.5
641-641	General merchandise stores - Magasins de marchandises diverses	24.1	26.0	24.6	25.1	24.4	23.1	22.5	30.5	30.5	27.2	25.2	25.3	25.1
651-692	Other retail n.e.c. - Autres commerces de détail n.c.a.	18.2	20.7	21.1	25.7	24.4	25.2	29.5	23.1	25.1	27.0	27.7	26.8	29.1
701-761	Finance, insurance & real estate - Finances, assur. & affaires immobilières	22.7	23.3	26.6	29.3	34.9	37.0	34.0	36.3	29.1	31.1	32.7	33.8	37.1
701-749	Finance & insurance - Intermédiaires financiers et assurances	15.4	16.0	18.1	19.8	23.4	24.6	22.8	23.0	19.9	20.5	20.5	21.5	23.3
701-709	Deposit accepting intermediaries - Intermédiaires financiers de dépôts	7.7	10.0	13.0	13.6	13.9	13.2	14.6	16.9	14.1	14.1	13.6	13.6	14.6
701-702	Banks - Banques	1.5	2.0	2.6	2.7	2.7	2.6	2.9	3.4	3.6	3.6	3.7	3.2	3.7
705	Credit unions - Caisses d'épargne et de crédit	6.0	7.7	10.0	10.5	10.7	10.2	11.2	12.9	9.8	9.9	9.1	9.6	10.0
731-733	Insurance - Assurances	0.5	0.5	0.6	0.6	0.8	0.8	1.1	2.2	2.1	2.0	2.1	2.4	3.4
751-759	Real estate operators (exc'l developers) - Services immobiliers (sauf lotisseurs)	6.2	6.4	6.9	7.5	7.8	9.1	7.7	7.8	6.9	7.8	7.6	7.1	6.5
761-761	Insurance & real estate agent - Agences d'assur. et agences immobilières	1.2	0.9	1.6	2.0	3.7	3.3	3.5	5.5	2.3	2.8	4.6	5.2	7.3
771-779	Comm., business & pers. services - Services 851-999 socio-culturels, comm. et pers.	367.2	420.0	439.1	455.3	471.4	497.7	503.8	497.3	499.1	500.1	500.1	530.1	551.4
771-779	Business services - Services aux entreprises	39.3	47.5	51.7	56.8	57.1	64.4	63.5	61.1	58.0	54.2	61.1	57.5	66.8
775	Arch., eng. & other scientific & tech. serv. - Arch., ingénieurs et autres serv. scient. et tech.	5.4	7.0	7.6	9.1	8.9	12.5	12.8	16.9	15.8	9.5	10.1	7.1	11.7
779	Other business services - Autres services aux entreprises	14.5	19.9	19.4	19.8	21.4	20.5	19.4	19.1	18.6	19.0	19.1	18.7	16.6
851-853	Educational services - Services d'enseignement	77.6	80.6	81.2	82.3	84.3	85.2	86.9	88.6	91.5	91.8	93.6	92.5	94.0
851	Elementary & secondary education - Enseignement élémentaire et secondaire	42.9	43.7	43.6	44.4	45.7	46.9	48.2	49.5	51.4	51.5	52.7	52.0	59.3

Annual Estimates of Employment, Earnings and Hours, 1984-1996, Statistics Canada
Estimations annuelles de l'emploi, des gains et de la durée du travail, 1984-1996, Statistique Canada

Table 4
Estimates of Employment, for Employees paid by the Hour, by Industry, Canada,
Provinces and Territories.

Tableau 4
Estimations de l'emploi, pour les salariés rémunérés à l'heure, par industrie,
Canada, provinces et territoires

SIC	Industry	EMPLOYMENT IN THOUSANDS - EMPLOI EN MILLIERS												
		1984	1985	1986	1987	1988	1989	1990	1991	1992	1993	1994	1995	1996
1980														
CTI	Industrie													
QUÉBEC														
852	Post-second. non-university education - Enseignement postsecondaire non univers.	10.4	11.8	12.1	11.5	12.4	12.5	12.4	12.9	12.8	13.2	12.4	11.6	11.7
853	University education - Enseignement universitaire	24.3	25.1	25.5	26.4	26.2	25.7	26.3	26.2	27.3	27.1	28.5	28.8	23.0
861-869	Health & social services - Services de soins de santé et services sociaux	162.9	178.5	192.3	196.4	207.8	205.4	211.6	215.8	225.7	230.9	224.7	238.4	246.4
861	Hospitals - Hôpitaux	109.9	118.6	121.2	122.8	123.8	125.1	125.6	130.0	132.8	134.4	134.4	134.0	132.1
862	Other institutional health & social services - Autres établ. de soins de santé & serv. sociaux	27.0	29.4	36.4	36.8	39.4	36.5	38.3	36.4	46.0	43.5	36.7	47.0	45.3
911-922	Accommodation, food & beverage services - Hébergement et restauration	109.7	130.0	129.7	131.6	136.0	153.9	142.0	144.5	142.6	137.3	132.2	146.1	144.7
911-914	Accommodation services - Services d'hébergement	21.5	22.6	23.7	24.7	28.5	28.2	24.9	27.6	31.9	26.1	24.8	26.0	24.6
911	Hotels, motels & tourist courts - Hôtels, motels et camps pour touristes	21.0	22.0	23.1	22.9	28.1	27.7	23.9	21.5	23.8	21.6	22.6	23.2	21.5
921-922	Food & beverage services - Services de la restauration	88.1	107.3	106.0	106.9	107.5	125.7	117.1	116.9	110.7	111.3	107.4	120.0	120.2
921	Food services - Services de restauration	76.6	93.3	92.1	92.9	93.5	109.2	101.9	104.4	97.0	100.4	96.8	107.9	107.8
961-999	Miscellaneous services - Services divers	53.8	62.9	64.1	68.5	68.3	71.8	81.9	72.6	70.0	73.5	77.9	83.7	88.9
961-969	Amusement & recreational services - Services de divertissements et de loisirs	18.3	20.4	21.7	19.5	23.3	19.8	23.0	23.2	25.7	24.8	27.7	26.7	26.2
960	Other amusement & recreational services n.e.c. - Autres serv. de divertis. et de loisirs n.c.a.	6.8	6.7	7.7	5.9	6.3	5.2	6.8	8.3	9.5	9.5	11.2	12.2	12.8
991-999	Other services - Autres services	21.3	26.5	24.0	27.3	26.0	30.7	37.6	30.5	26.3	25.8	28.7	31.7	32.1
990	Other services n.e.c. - Autres services n.c.a.	13.3	17.8	13.8	14.8	14.0	16.8	20.6	16.2	13.8	12.6	13.9	14.1	13.9
995	Services to buildings & dwellings - Serv. relatifs aux bâtiments et habitations	6.4	6.8	8.1	10.0	9.5	11.2	13.2	11.1	10.1	11.1	11.1	12.6	12.0
451-484	Service producing industries - Branches productrices de services	706.3	767.8	799.1	841.5	871.8	886.7	914.3	884.2	864.3	882.8	903.2	935.5	964.5
041-999	Industrial aggregate - Ensemble des industries	1,108.3	1,201.4	1,247.3	1,314.4	1,360.1	1,380.6	1,362.9	1,289.0	1,240.0	1,270.1	1,291.2	1,349.8	1,373.2
ONTARIO														
041-051	Logging and forestry - Exploitation forestière et serv. forestiers	8.0	7.6	7.4	7.4	6.1	6.0	5.4	4.7	5.5	5.4	5.0	5.4	4.6
041	Logging - Exploitation forestière	7.9	7.6	7.3	7.3	6.0	5.9	5.3	4.6	4.7	4.1	3.8	4.4	4.0
061-092	Mining (incl. milling), quarrying and oil wells - Mines (y compris broyage), carrières et puits de pétrole	16.9	16.0	15.3	16.8	18.7	17.3	16.3	14.3	12.8	13.4	12.8	13.9	13.7
061-063	Mining - Mines	14.8	13.4	12.5	12.6	12.4	12.6	11.9	10.1	9.6	9.5	8.9	9.0	8.8
061	Metal mines - Mines de métaux	13.9	12.6	11.7	11.6	11.4	11.7	11.1	9.3	8.6	8.4	8.0	8.0	8.0
081-082	Quarries and sand pits - Carrières et sablières	0.6	0.5	0.5	0.7	0.8	1.0	1.6	1.8	1.6	2.0	2.1	2.6	2.4
091-092	Services incidental to mineral extraction - Industrie des services miniers	1.1	1.7	1.7	3.2	5.2	3.2	2.3	2.0	1.3	1.7	1.7	2.2	2.4
091	Services incid. to crude petroleum & nat. gas - Services relat. au pétrole brut et au gas nat.	0.3	0.4	0.3	0.6	1.1	0.8	0.6	0.6	0.4	0.6	0.3	0.4	0.2
092	Services incidental to mining - Services relatifs à l'extraction minière	0.7	1.3	1.4	2.6	4.1	2.4	1.6	1.4	0.8	1.1	1.4	1.8	2.2
101-399	Manufacturing - Industries manufacturières	574.6	592.5	611.2	631.6	632.6	649.0	585.7	510.0	478.8	479.5	513.5	532.9	548.0

Annual Estimates of Employment, Earnings and Hours, 1984-1996, Statistics Canada
 Estimations annuelles de l'Emploi, des gains et de la durée du travail, 1984-1996, Statistique Canada

Table 4

Estimates of Employment, for Employees paid by the Hour, by Industry, Canada, Provinces and Territories.

Tableau 4

Estimations de l'emploi, pour les salariés rémunérés à l'heure, par industrie, Canada, provinces et territoires

SIC 1980 CTI	Industry Industrie	EMPLOYMENT IN THOUSANDS - EMPLOI EN MILLIERS												
		1984	1985	1986	1987	1988	1989	1990	1991	1992	1993	1994	1995	1996
ONTARIO														
	Non-durable goods - Biens non durables	219.9	220.4	224.1	231.7	225.9	231.5	215.1	189.9	175.6	178.4	186.7	187.8	191.9
	Durable goods - Biens durables	354.7	372.1	387.1	399.9	406.7	417.5	370.6	320.0	303.2	301.1	326.9	345.0	356.1
101-109	Food - Aliments	46.1	48.3	50.4	54.3	53.6	54.0	51.3	48.0	45.0	46.0	48.6	48.8	48.0
101	Meat and poultry products - Viande & volaille	9.0	10.1	11.4	13.6	13.8	14.4	13.1	12.5	12.5	12.5	13.5	13.3	13.2
107	Bakery products - Produits de boulangerie-pâtisserie	8.5	8.4	8.5	9.3	9.5	9.8	8.6	7.7	8.4	9.0	8.9	9.4	8.6
161-169	Plastic products - Produits en matière plastique	19.1	18.7	18.8	21.2	23.0	26.4	24.6	22.3	15.5	17.0	18.6	21.0	21.6
243-249	Clothing - Habillement	26.5	25.1	23.2	24.7	24.1	23.3	20.1	13.8	12.0	12.3	11.7	12.7	12.8
251-259	Wood - Bois	15.4	15.6	16.3	18.7	18.9	22.2	18.2	13.7	13.6	15.3	16.3	16.5	18.0
261-269	Furniture & fixtures - Meubles et articles d'ameublement	15.3	16.2	17.9	19.4	19.6	20.9	18.0	14.2	13.7	13.8	16.0	16.1	17.2
271-279	Paper & allied products - Papier et produits connexes	29.2	26.9	28.3	29.3	29.6	30.1	28.4	24.9	23.8	23.4	23.3	23.3	24.0
271	Pulp & paper - Pâtes et papiers	15.8	15.6	15.4	15.3	15.5	15.5	14.6	13.3	12.3	11.1	10.9	10.8	10.0
273	Paper boxes & bags - Boîtes en carton et sacs en papier	6.1	5.3	5.8	6.4	6.9	6.5	6.3	5.6	5.8	6.3	7.1	7.2	7.6
281-284	Printing, publishing & allied ind. - Imprimerie, édition et industries connexes	26.7	28.2	30.2	31.7	28.4	32.8	28.8	26.5	28.0	30.8	30.9	31.8	32.6
281	Commercial printing - Impression commerciale	13.4	14.6	16.8	17.9	16.2	20.9	17.7	15.3	16.2	17.8	18.1	18.7	18.2
282	Platemaking, typesetting & bindery - Clichage, composition et reliure	4.2	4.8	4.6	4.7	4.4	4.1	3.9	3.6	4.3	5.2	4.8	4.3	4.7
284	Combined publishing & printing - Impression et édition combinées	6.9	6.8	6.0	6.4	5.5	5.3	5.0	5.0	4.5	4.8	4.2	4.5	4.3
291-299	Primary metals - Première transformation des métaux	52.2	49.9	47.7	47.2	47.8	46.8	38.4	35.9	33.7	33.2	34.6	37.1	34.1
291	Primary steel - Sidérurgie	30.9	29.0	27.5	27.1	27.4	27.3	21.3	20.7	19.8	18.8	18.8	20.3	19.7
301-309	Fabricated metal products - Fabrication des produits métalliques	55.4	63.7	71.8	71.4	70.0	69.9	63.3	55.5	54.5	50.2	55.2	57.2	59.4
304	Stamped, pressed & coated metal products													
	Embout., matricage et revêtement des métaux	21.7	23.0	25.8	22.7	23.2	22.0	18.0	17.1	12.9	12.6	12.9	13.2	13.1
311-319	Machinery (ex. elect. mach.) - Machinerie (sauf électrique)	23.4	24.4	28.0	27.3	28.4	31.3	26.2	19.6	18.1	21.4	25.8	29.4	31.7
319	Other machinery & equipment - Autres machineries et équipements	19.5	20.5	24.7	23.6	24.8	27.6	23.0	17.0	15.5	18.5	22.8	26.1	28.1
321-329	Transportation equipment - Matériel de transport	103.3	110.8	113.7	119.3	122.7	126.2	115.8	105.1	102.1	104.3	110.8	115.2	120.7
323	Motor vehicles - Véhicules automobiles	32.2	33.5	33.4	33.9	33.5	35.6	34.6	36.4	36.3	35.8	37.2	37.3	38.9
325	Motor vehicle parts & accessories - Pièces et accessoires pour véhicules automobiles	52.6	57.2	60.0	64.0	66.9	68.2	61.9	52.6	52.2	56.5	60.6	64.1	65.1
331-339	Electrical & electronic products - Produits électriques et électroniques	45.6	48.2	48.9	51.3	53.6	53.9	46.4	38.7	37.9	35.9	37.2	38.5	37.8
330	Electrical & electronic products n.e.c. - Produits électriques et électroniques n.c.a.	15.6	16.5	16.7	17.7	17.6	17.4	14.4	10.9	10.1	8.7	8.3	8.6	7.7
335	Communication & other electronic equip. - Equip. de comm. et autre matériel électronique	11.4	11.5	11.9	12.2	13.3	14.9	12.3	11.2	11.7	12.6	13.8	15.4	15.2
337	Electrical industrial equipment - Matériel électrique d'usage industriel	8.3	8.5	8.6	9.1	10.0	9.1	9.2	7.2	6.1	6.7	5.7	6.8	7.2
371-379	Chemical & chemical products - Produits chimiques	21.3	21.8	22.0	21.8	21.5	23.1	23.6	22.5	20.0	19.0	20.8	20.2	21.7
374	Pharmaceuticals & medicine - Produits pharmaceutiques et médicaments	4.1	3.8	3.5	3.5	3.7	3.9	3.8	3.9	3.4	3.1	3.6	4.6	4.3
379	Other chemical products - Autres produits chimiques	5.8	6.1	6.6	5.9	5.6	6.5	6.9	5.1	4.2	3.4	3.8	2.9	4.0
391-399	Other manufacturing industries - Autres industries manufacturières	27.5	26.1	25.7	26.8	26.7	26.4	25.3	22.9	16.4	15.1	18.7	21.5	23.7
401-449	Construction - Construction	117.4	133.6	148.6	153.3	157.6	167.7	164.0	136.9	105.9	93.5	100.0	101.9	107.3

Annual Estimates of Employment, Earnings and Hours, 1984-1996, Statistics Canada
Estimations annuelles de l'emploi, des gains et de la durée du travail, 1984-1996, Statistique Canada

Table 4

Estimates of Employment, for Employees paid by the Hour, by Industry, Canada, Provinces and Territories.

Tableau 4

Estimations de l'emploi, pour les salariés rémunérés à l'heure, par industrie, Canada, provinces et territoires

SIC 1980 CTI	Industry Industrie	EMPLOYMENT IN THOUSANDS - EMPLOI EN MILLIERS												
		1984	1985	1986	1987	1988	1989	1990	1991	1992	1993	1994	1995	1996
ONTARIO														
401-402	Bldg, developing & general contracting - Constructeurs, promoteurs et entrep. généraux	29.4	32.8	38.0	35.3	39.9	44.0	33.6	23.5	22.2	18.5	19.9	18.9	20.3
401	Residential building & development - Promotion et construction de bâtiments résidentiels	21.8	24.3	28.2	26.2	29.6	32.7	24.9	16.2	14.6	13.0	14.2	13.8	14.5
402	Non-residential building & development - Promotion & constr. de bâtiments non résidentiels	7.6	8.4	9.8	9.1	10.3	11.3	8.7	7.3	7.6	5.5	5.7	5.2	5.8
411-412	Industrial & heavy (engineering) construction - Constr. lourde et industrielle (génie)	15.3	15.8	15.5	17.9	18.1	19.1	21.8	20.3	15.6	14.5	13.8	12.9	12.7
412	Highway & heavy constr. - Constr. de routes et constr. lourde	14.1	14.5	14.1	16.4	16.7	17.6	20.1	19.2	14.6	13.1	11.6	11.3	11.6
421-429	Trade contracting - Entrepreneurs spécialisés	68.1	78.7	88.4	92.6	92.7	96.9	100.8	87.9	66.1	59.7	64.4	66.1	69.9
041-449	Goods producing industries - Branches													
491-499	productrices de biens	738.0	771.3	804.5	831.5	839.2	865.4	798.7	692.3	629.1	617.2	658.4	678.9	698.3
451-499	Transportation, storage, comm. & other													
	utilities - Transp., entreposage, comm.													
	et autres services publics	105.8	107.3	110.7	100.7	105.3	109.1	118.4	110.2	107.6	104.6	111.2	107.7	112.6
451-479	Transportation & storage - Transport et entreposage	73.4	73.1	73.9	65.0	67.8	67.1	75.3	70.0	69.1	66.1	70.2	64.4	66.2
451-459	Transportation - Transport	72.2	72.1	72.8	63.7	66.4	65.7	73.6	67.9	67.1	63.3	67.2	61.9	63.4
456	Truck transport - Camionnage	31.2	31.1	31.3	31.2	30.9	30.0	31.8	26.7	23.4	20.4	20.7	20.4	21.9
457	Public passenger transit systems - Transport en commun	13.2	12.7	13.0	13.7	14.1	15.3	20.5	20.8	21.4	21.2	19.5	18.2	17.1
458-459	Transportation n.e.c. - Transport n.c.a.	7.6	7.9	8.6	8.8	10.1	9.5	10.4	9.6	11.1	10.4	10.8	11.7	11.6
481-499	Communication & other utilities - Communications et autres services publics	32.3	34.2	36.8	35.7	37.4	42.0	43.1	40.2	38.5	38.6	41.0	43.3	46.4
481-484	Communication - Communications	11.2	12.6	14.7	13.3	13.3	16.7	15.7	13.6	12.3	13.1	14.0	18.3	21.7
484	Postal & courier service - Services postaux et services de messagers	9.0	10.3	12.4	10.6	10.0	10.4	10.9	8.9	7.8	9.3	9.4	11.4	13.8
491-499	Other Utilities - Autres services publics	21.1	21.6	22.1	22.4	24.1	25.3	27.3	26.5	26.2	25.5	27.0	24.9	24.7
491	Electric power systems - Énergie électrique	13.4	13.8	14.2	14.4	15.3	15.8	17.2	16.9	17.0	16.0	15.9	15.3	15.1
499	Other utilities n.e.c. - Autres services publics n.c.a.	3.4	3.6	3.7	3.9	4.5	5.1	5.6	5.1	4.6	4.8	6.7	5.3	5.0
501-692	Trade - Commerce	410.7	427.9	443.2	440.4	451.1	486.0	515.2	452.0	450.1	461.8	450.7	482.6	475.7
501-599	Wholesale Trade - Commerce de gros	85.0	81.1	87.1	83.0	84.7	99.0	97.3	81.0	90.0	89.2	86.7	96.7	111.1
521-524	Food, beverage, drug & tobacco - Produits alimentaires, boissons, médicaments et tabac	14.7	16.6	16.5	16.0	16.9	20.5	16.2	14.5	18.7	13.9	14.7	16.4	19.6
551-552	Motor vehicles, parts & accessories - Véhicules auto., pièces et accessoires	5.9	6.8	8.4	6.3	7.5	10.1	8.2	6.8	10.2	10.0	9.1	10.4	10.5
561-563	Metals, hardware, plumbing, heating & building materials - Métaux, quincaillerie, matér. de plomberie, de chauffage et de construction	19.6	20.4	20.8	18.8	19.5	22.7	22.3	18.0	17.3	19.0	17.1	20.0	19.9
591-599	Other wholesale products - Autres produits divers, commerce de gros	11.4	9.4	9.7	8.9	11.2	12.3	16.2	12.9	13.5	17.5	15.1	18.6	18.5
601-692	Retail trade - Commerce de détail	325.7	346.8	356.1	357.4	366.4	387.0	417.9	371.0	360.0	372.6	363.9	385.9	364.6
601-603	Food, beverage and drug - Aliments, boissons et médicaments	92.3	112.1	106.3	115.2	118.1	124.9	143.2	122.9	123.7	139.5	133.0	147.2	129.3
601	Food stores - Magasins d'alimentation	78.0	92.6	87.6	93.2	92.5	97.3	111.8	93.3	94.9	106.3	100.2	110.2	98.2
603	Prescription drugs & patent medicine stores - Mag. de médicaments sur ordonnance & brevetés	12.4	15.2	14.0	17.0	20.3	22.7	26.5	25.2	24.0	28.6	28.1	30.7	23.7
611-615	Shoe, apparel, fabric & yarn - Chaussures, vêtements, tissus et filés	28.3	25.1	29.1	29.0	31.9	34.3	35.5	32.5	31.2	30.2	31.3	32.9	34.5

Annual Estimates of Employment, Earnings and Hours, 1984-1996, Statistics Canada
Estimations annuelles de l'Emploi, des gains et de la durée du travail, 1984-1996, Statistique Canada

Table 4

Estimates of Employment, for Employees paid by the Hour, by Industry, Canada, Provinces and Territories.

Tableau 4

Estimations de l'emploi, pour les salariés rémunérés à l'heure, par industrie, Canada, provinces et territoires

SIC	Industry	EMPLOYMENT IN THOUSANDS - EMPLOI EN MILLIERS												
		1984	1985	1986	1987	1988	1989	1990	1991	1992	1993	1994	1995	1996
1980														
CTI	Industrie													
ONTARIO														
613	Women's clothing stores - Magasins de vêtements pour dames	13.1	13.5	14.1	13.2	14.7	15.6	16.2	13.0	10.9	12.9	13.5	13.9	15.0
614	Clothing stores n.e.c. - Magasins de vêtements n.c.a.	8.9	6.0	7.8	8.1	8.3	9.7	9.5	8.4	9.8	7.9	8.2	9.2	11.8
631-639	Auto vehicles, parts & access., sales & serv. Véhicules autos, pièces & access., vente & serv.	64.7	69.7	74.2	69.2	67.1	72.7	79.7	61.7	63.2	63.4	65.2	68.0	67.7
631	Automobile dealers - Concessionnaires d'automobiles	17.0	16.2	17.7	16.7	13.7	16.2	16.4	15.3	15.6	14.3	15.3	17.9	22.7
633	Gasoline service stations - Stations-service	16.9	18.9	21.8	20.0	21.9	23.2	25.4	20.2	20.8	18.4	16.7	15.3	13.8
634	Automotive parts & accessories stores - Mag. de pièces et accessoires pour automobiles	17.0	19.0	18.7	16.8	15.1	16.1	18.0	12.3	11.6	14.0	12.7	14.2	11.8
635	Motor vehicle repair shops - Ateliers de réparation d'automobiles	11.1	12.9	12.9	12.7	13.0	13.7	15.8	10.7	11.5	14.4	15.9	15.9	14.9
641-641	General merchandise stores - Magasins de marchandises diverses	74.8	75.5	77.4	74.8	77.4	84.8	84.9	84.7	74.8	66.8	63.9	63.1	62.5
651-692	Other retail n.e.c. - Autres commerces de détail n.c.a.	47.1	46.1	47.9	48.6	52.4	50.6	56.9	52.9	52.8	58.2	55.9	60.1	55.8
701-761	Finance, insurance & real estate - Finances, assur. & affaires immobilières	25.4	28.6	34.0	37.5	46.1	52.6	58.2	48.0	45.5	48.7	50.1	52.2	58.6
701-749	Finance & insurance - Intermédiaires financiers et assurances	9.6	9.8	12.0	15.0	20.2	24.0	26.5	27.7	28.6	27.4	30.6	32.2	38.4
701-709	Deposit accepting intermediaries - Intermédiaires financiers de dépôts	8.4	8.3	10.1	12.9	17.2	21.1	22.9	22.9	23.1	21.2	22.4	23.0	22.6
701-702	Banks - Banques	5.7	5.6	6.9	8.7	11.7	14.3	15.5	15.5	15.0	15.2	15.5	16.1	15.7
703	Trust Companies - Sociétés de fiducie	1.9	1.9	2.3	2.9	3.8	4.7	5.1	5.1	4.8	4.4	4.0	3.7	3.8
751-759	Real estate operators (excl developers) - Services immobiliers (sauf lotisseurs)	11.4	14.6	16.7	17.5	19.5	22.1	20.0	12.1	12.5	15.3	12.2	13.0	11.5
761-761	Insurance & real estate agent - Agences d'assur. et agences immobilières	4.5	4.3	5.3	5.0	6.3	6.6	11.7	8.3	4.4	6.0	7.3	7.1	8.7
771-779	Comm., business & pers. services - Services	616.2	637.7	676.7	725.3	715.2	742.6	776.9	756.2	713.8	732.1	746.1	800.9	823.1
851-999	socio-culturels, comm. et pers.													
771-779	Business services - Services aux entreprises	85.5	99.6	111.0	110.7	99.3	105.3	99.0	98.3	73.3	78.1	92.1	110.5	128.1
771	Employment agencies & personnel suppliers - Bureaux de placement et location de pers.	18.8	23.4	24.5	30.0	31.8	37.3	26.4	24.7	19.6	19.9	26.2	34.7	32.7
779	Other business services - Autres services aux entreprises	19.5	21.6	24.8	22.8	23.8	25.1	28.4	32.1	27.3	26.8	30.9	36.2	32.7
851-853	Educational services - Services d'enseignement	101.7	106.7	107.3	117.9	120.8	125.3	131.8	134.8	135.6	136.8	134.9	135.2	141.5
851	Elementary & secondary education - Enseignement élémentaire et secondaire	52.2	53.8	55.4	57.6	60.6	64.9	68.2	69.6	70.2	70.3	69.4	69.5	88.4
852	Post-second. non-university education - Enseignement postsecondaire non univers.	13.3	16.0	17.0	20.0	19.2	18.3	18.9	19.5	20.1	21.4	21.9	21.5	18.4
853	University education - Enseignement universitaire	36.2	36.9	34.8	40.4	41.0	42.2	44.6	45.6	45.2	45.0	43.6	44.1	34.7
861-869	Health & social services - Services de soins de santé et services sociaux	223.9	226.8	229.9	249.8	249.7	264.5	277.1	289.1	290.8	292.0	286.5	314.4	306.6
861	Hospitals - Hôpitaux	127.5	131.2	131.7	136.5	141.6	146.0	149.9	155.7	156.7	154.4	154.8	154.5	140.8
862	Other institutional health & social services - Autres établ. de soins de santé & serv. sociaux	51.4	50.4	53.5	54.0	51.5	58.5	55.2	55.9	53.1	53.6	53.5	63.5	54.6
865	Private practice of physicians, surgeons & dentist - Cabinets privés de médecins chirurgiens, dentistes	9.8	9.7	9.7	16.8	14.3	12.1	19.0	24.6	29.5	31.1	22.3	27.9	32.6
869	Health & social service assn's & agencies - Assoc. & org. de santé et de services sociaux	10.5	10.4	10.4	12.6	13.1	14.4	15.6	13.7	13.1	13.4	14.1	15.6	20.9
911-922	Accommodation, food & beverage services - Hébergement et restauration	199.7	205.0	225.5	246.5	242.5	242.7	262.6	233.9	214.5	228.0	227.5	225.9	235.3

Annual Estimates of Employment, Earnings and Hours, 1984-1996, Statistics Canada
Estimations annuelles de l'emploi, des gains et de la durée du travail, 1984-1996, Statistique Canada

Table 4

Estimates of Employment, for Employees paid by the Hour, by Industry, Canada, Provinces and Territories.

Tableau 4

Estimations de l'emploi, pour les salariés rémunérés à l'heure, par industrie, Canada, provinces et territoires

SIC 1980 CTI	Industry Industrie	EMPLOYMENT IN THOUSANDS - EMPLOI EN MILLIERS												
		1984	1985	1986	1987	1988	1989	1990	1991	1992	1993	1994	1995	1996
ONTARIO														
911-914	Accommodation services - Services d'hébergement	42.1	44.6	44.7	47.1	49.3	46.6	52.1	47.5	41.7	41.9	40.7	39.5	45.0
911	Hotels, motels & tourist courts - Hôtels, motels et camps pour touristes	40.7	43.2	43.6	44.6	46.4	44.5	50.0	43.7	37.6	36.7	37.0	36.1	40.8
921-922	Food & beverage services - Services de la restauration	157.7	160.4	180.8	199.4	193.2	196.1	210.4	186.5	172.7	186.1	186.8	186.4	190.4
921	Food services - Services de restauration	140.3	142.8	161.0	177.5	172.0	174.6	187.6	170.5	162.3	180.8	179.3	178.3	182.5
961-999	Miscellaneous services - Services divers	100.1	98.8	102.9	110.2	116.0	122.3	129.7	125.7	126.5	126.4	130.8	140.2	143.4
961-969	Amusement & recreational services - Services de divertissements et de loisirs	39.1	35.0	39.5	41.7	43.9	47.8	56.2	45.7	48.6	47.8	47.6	53.0	49.6
991-999	Other services - Autres services	33.9	34.5	33.7	37.3	42.4	41.6	43.2	46.4	41.7	42.9	45.5	48.4	51.1
990	Other services n.e.c. - Autres services n.c.a.	13.5	13.3	13.2	14.8	12.9	13.4	17.0	21.2	15.8	18.7	21.6	21.6	21.2
451-484	Service producing industries - Branches productrices de services	1,153.3	1,196.3	1,259.3	1,298.2	1,311.7	1,365.1	1,441.4	1,345.0	1,311.7	1,342.0	1,351.9	1,440.9	1,470.9
041-999	Industrial aggregate - Ensemble des industries	1,891.3	1,967.6	2,063.9	2,129.7	2,150.9	2,230.5	2,240.1	2,037.4	1,940.8	1,959.2	2,010.2	2,119.8	2,169.3
MANITOBA														
061-092	Mining (incl. milling), quarrying and oil wells Mines (y compris broyage), carrières et puits de pétrole	3.4	3.3	2.9	2.9	3.0	3.4	3.3	2.9	2.9	2.9	2.6	2.3	1.8
101-399	Manufacturing - Industries manufacturières	37.6	38.6	39.4	41.4	42.1	42.5	40.9	33.4	32.7	32.6	33.2	36.8	36.7
	Non-durable goods - Biens non durables	19.5	20.9	20.9	21.8	21.9	21.2	20.0	16.7	16.2	15.9	15.4	17.0	15.0
	Durable goods - Biens durables	18.1	17.7	18.5	19.6	20.3	21.3	20.9	16.8	16.5	16.7	17.7	19.9	21.7
101-109	Food - Aliments	6.4	6.7	7.2	7.7	7.5	6.9	6.1	5.5	5.3	5.3	4.8	5.2	4.9
101	Meat and poultry products - Viande & volaille	3.2	3.5	3.8	4.1	4.0	3.5	2.8	2.6	2.6	2.3	2.1	2.2	1.8
243-249	Clothing - Habillement	4.6	5.2	4.8	5.1	4.9	4.5	4.2	2.7	2.4	2.5	2.6	2.6	2.3
251-259	Wood - Bois	1.4	1.5	1.7	1.5	1.7	1.8	1.8	1.7	1.5	2.0	3.0	3.0	2.7
254	Sash, doors & other millwork - Portes, châssis et autres bois travaillés	1.1	1.2	1.4	1.3	1.4	1.4	1.5	1.3	1.3	1.7	2.2	2.5	2.2
281-284	Printing, publishing & allied ind.- Imprimerie, édition et industries connexes	3.5	3.8	3.5	3.9	4.2	4.3	4.2	3.9	4.6	3.6	3.7	3.7	3.5
281	Commercial printing - Impression commerciale	1.4	1.4	1.1	1.6	1.8	1.7	1.6	1.6	2.3	1.6	1.8	2.2	2.1
321-329	Transportation equipment - Matériel de transport	3.7	3.9	4.1	4.2	4.4	4.9	5.1	4.5	4.4	4.2	4.5	4.7	5.3
321	Aircraft & aircraft parts - Aéronefs et pièces d'aéronefs	1.3	1.5	1.7	2.0	2.0	2.4	2.7	2.3	2.2	2.1	2.1	2.0	1.9
401-449	Construction - Construction	10.2	10.2	11.6	12.8	12.2	11.3	11.2	9.9	9.9	8.8	9.3	10.0	8.8
401-402	Bldg, developing & general contracting - Constructeurs, promoteurs et entrep. généraux	2.1	2.0	2.1	2.0	2.0	1.7	2.0	2.2	1.8	1.9	2.2	2.3	1.8
411-412	Industrial & heavy (engineering) construction - Constr. lourde et industrielle (génie)	1.6	1.8	2.1	2.6	2.4	2.3	1.9	1.3	1.5	1.4	1.6	1.6	1.3
421-429	Trade contracting - Entrepreneurs spécialisés	6.5	6.4	7.3	8.3	7.7	7.2	7.4	6.4	6.6	5.4	5.4	6.0	5.5
041-449	Goods producing industries - Branches productrices de biens	52.8	53.8	55.7	58.8	59.2	59.0	57.4	48.3	47.6	46.2	47.2	51.4	49.7
451-499	Transportation, storage, comm. & other utilities - Transp., entreposage, comm. et autres services publics	20.0	18.3	17.7	14.2	15.3	16.8	17.4	17.1	16.5	16.0	16.4	15.3	14.7

Annual Estimates of Employment, Earnings and Hours, 1984-1996, Statistics Canada
Estimations annuelles de l'Emploi, des gains et de la durée du travail, 1984-1996, Statistique Canada

Table 4

Estimates of Employment, for Employees paid by the Hour, by Industry, Canada, Provinces and Territories.

Tableau 4

Estimations de l'emploi, pour les salariés rémunérés à l'heure, par industrie, Canada, provinces et territoires

SIC 1980 CTI	Industry Industrie	EMPLOYMENT IN THOUSANDS - EMPLOI EN MILLIERS												
		1984	1985	1986	1987	1988	1989	1990	1991	1992	1993	1994	1995	1996
MANITOBA														
451-479	Transportation & storage - Transport et entreposage	15.9	14.1	13.3	9.8	10.8	12.1	12.4	11.7	11.1	10.9	11.3	10.8	10.2
451-459	Transportation - Transport	15.1	13.3	12.8	9.3	10.4	11.8	12.1	11.5	10.8	10.5	11.0	10.4	9.8
453	Railway transport & related services - Transport et services ferroviaires	11.4	9.7	8.5	5.2	5.3	5.3	4.9	4.7	4.4	4.3	4.3	..	3.6
481-499	Communication & other utilities - Communications et autres services publics	4.1	4.2	4.4	4.4	4.6	4.7	5.0	5.3	5.4	5.1	5.1	4.5	4.5
481-484	Communication - Communications	2.6	2.6	2.8	2.8	2.9	3.0	3.2	3.5	3.6	3.2	3.2	2.5	2.4
482	Telecommunication carriers - Transmission des télécommunications	2.3	2.4	2.5	2.5	2.6	2.7	2.9	2.9	2.9	2.7	2.6	1.8	1.6
491-499	Other Utilities - Autres services publics	1.5	1.6	1.7	1.6	1.7	1.7	1.8	1.9	1.8	1.8	1.9	1.9	2.1
491	Electric power systems - Énergie électrique	1.1	1.2	1.3	1.2	1.3	1.3	1.3	1.3	1.3	1.3	1.3	1.4	1.4
501-692	Trade - Commerce	40.4	41.3	42.6	44.9	47.3	45.4	47.3	43.0	43.1	44.0	47.4	47.2	45.8
501-599	Wholesale Trade - Commerce de gros	9.3	9.2	9.3	9.7	9.4	9.1	9.8	8.7	8.4	8.1	9.7	10.4	8.3
601-692	Retail trade - Commerce de détail	31.1	32.1	33.3	35.2	38.0	36.4	37.6	34.3	34.7	36.0	37.7	36.8	37.5
601-603	Food, beverage and drug - Aliments, boissons et médicaments	9.2	9.3	10.2	11.9	12.7	12.4	14.0	12.9	12.6	12.7	14.1	14.3	14.2
601	Food stores - Magasins d'alimentation	7.3	7.3	8.2	9.4	9.7	10.2	11.6	10.9	11.0	11.0	10.9	11.8	11.7
611-615	Shoe, apparel, fabric & yarn - Chaussures, vêtements, tissus et filés	2.9	2.6	2.7	3.2	3.7	3.6	3.3	3.3	3.3	3.3	2.9	2.9	3.0
631-639	Auto vehicles, parts & access., sales & serv. - Véhicules autos, pièces & access., vente & serv.	5.8	7.0	6.8	7.0	7.9	7.5	7.0	5.8	5.6	6.8	6.5	6.7	7.2
641-641	General merchandise stores - Magasins de marchandises diverses	10.1	10.0	9.4	8.8	9.2	8.6	7.9	7.8	7.5	7.4	8.0	7.3	7.0
651-692	Other retail n.e.c. - Autres commerces de détail n.c.a.	2.2	2.4	2.8	2.9	3.2	2.9	4.1	3.6	4.7	4.5	5.0	4.5	4.7
701-761	Finance, insurance & real estate - Finances, assur. & affaires immobilières	1.7	2.3	2.9	2.8	3.1	4.1	4.3	4.4	4.7	4.6	5.1	4.6	5.0
701-749	Finance & insurance - Intermédiaires financiers et assurances	1.0	1.5	2.0	1.8	1.9	2.7	2.7	2.8	2.7	2.5	3.2	3.1	3.4
701-709	Deposit accepting intermediaries - Intermédiaires financiers de dépôts	0.4	0.9	1.2	1.2	1.3	1.4	1.7	1.9	1.8	1.6	2.0	2.1	2.0
701-702	Banks - Banques	0.2	0.5	0.7	0.6	0.7	0.8	0.9	0.9	1.0	1.1	1.2	1.3	1.2
731-733	Insurance - Assurances	0.5	0.5	0.6	0.5	0.5	0.5	0.4	0.3	0.3	0.4	0.4	0.3	0.3
751-759	Real estate operators (exc'l developers) - Services immobiliers (sauf lotisseurs)	0.4	0.4	0.5	0.5	0.6	0.7	1.0	1.1	1.5	1.4	1.3	1.1	1.0
771-779	Comm., business & pers. services - Services socio-culturels, comm. et pers.	56.1	62.0	64.1	69.2	75.8	74.9	79.1	76.8	78.2	80.0	85.3	89.2	92.4
771-779	Business services - Services aux entreprises	2.6	2.2	2.8	3.6	4.0	4.8	5.4	5.8	5.5	5.7	6.2	7.1	9.3
851-853	Educational services - Services d'enseignement	14.2	14.1	14.7	14.9	15.1	15.4	15.9	15.2	15.9	16.5	15.9	16.2	16.2
851	Elementary & secondary education - Enseignement élémentaire et secondaire	8.3	8.3	8.9	9.5	9.9	10.4	10.6	10.2	10.7	11.5	11.2	11.2	12.0
853	University education - Enseignement universitaire	5.3	5.3	5.1	4.8	4.8	4.6	4.8	4.5	4.5	4.5	4.3	4.2	3.5
861-869	Health & social services - Services de soins de santé et services sociaux	23.3	27.0	28.5	31.5	35.6	35.0	39.0	36.9	37.4	39.2	39.8	43.2	43.0
861	Hospitals - Hôpitaux	11.8	17.3	17.7	17.1	19.1	19.8	20.0	20.6	21.2	21.5	21.2	21.3	20.0
862	Other institutional health & social services - Autres établ. de soins de santé & serv. sociaux	5.5	5.9	6.5	6.6	7.8	8.2	9.3	8.4	8.6	10.4	10.1	11.6	9.1
911-922	Accommodation, food & beverage services - Hébergement et restauration	22.0	24.5	24.3	24.8	25.7	23.3	23.5	23.1	23.7	23.6	25.0	27.5	25.9

Annual Estimates of Employment, Earnings and Hours, 1984-1996, Statistics Canada
Estimations annuelles de l'emploi, des gains et de la durée du travail, 1984-1996, Statistique Canada

Table 4

Estimates of Employment, for Employees paid by the Hour, by Industry, Canada, Provinces and Territories.

Tableau 4

Estimations de l'emploi, pour les salariés rémunérés à l'heure, par industrie, Canada, provinces et territoires

SIC 1980 CTI	Industry Industrie	EMPLOYMENT IN THOUSANDS - EMPLOI EN MILLIERS												
		1984	1985	1986	1987	1988	1989	1990	1991	1992	1993	1994	1995	1996
MANITOBA														
911-914	Accommodation services - Services d'hébergement	6.5	8.8	8.4	8.2	7.6	6.6	6.6	5.9	6.6	6.4	6.7	6.7	7.0
911	Hotels, motels & tourist courts - Hôtels, motels et camps pour touristes	6.0	8.2	7.4	7.6	7.3	6.1	6.3	5.8	6.4	5.9	6.1	6.2	6.6
921-922	Food & beverage services - Services de la restauration	15.5	15.8	15.9	16.6	18.1	16.7	17.0	17.2	17.1	17.2	18.3	20.8	18.9
921	Food services - Services de restauration	14.9	15.2	15.2	15.9	17.4	16.0	16.3	16.5	16.5	16.9	18.0	20.7	18.8
961-999	Miscellaneous services - Services divers	7.5	7.7	7.9	8.5	9.8	11.2	10.5	10.3	10.8	10.7	13.6	10.7	13.6
451-484	Service producing industries - Branches productrices de services	117.2	122.8	126.1	130.0	141.2	139.5	146.3	139.9	142.7	144.6	154.2	156.2	159.1
041-999	Industrial aggregate - Ensemble des industries	170.0	176.6	181.8	188.8	200.4	198.6	203.8	188.2	190.2	190.8	201.4	207.6	208.8
SASKATCHEWAN														
061-092	Mining (incl. milling), quarrying and oil wells - Mines (y compris broyage), carrières et puits de pétrole	6.2	6.3	5.4	5.5	5.3	4.9	4.7	4.2	4.2	4.3	4.5	5.0	4.3
062	Non-metal mines (except coal) - Mines de minerais non métalliques (sauf le charbon)	3.5	3.2	2.9	3.1	3.0	2.8	2.6	2.4	2.3	2.1	2.2	2.4	1.9
091-092	Services incidental to mineral extraction - Industrie des services miniers	1.5	1.6	1.2	1.1	1.0	1.0	1.1	0.9	0.8	1.3	1.3	1.5	1.2
101-399	Manufacturing - Industries manufacturières	14.2	14.3	13.8	14.7	15.1	16.9	15.6	11.9	12.7	12.9	15.0	16.6	15.0
	Non-durable goods - Biens non durables	7.0	7.0	6.8	7.3	7.6	8.3	7.3	6.4	6.7	6.3	6.8	7.9	6.5
	Durable goods - Biens durables	7.2	7.4	7.0	7.5	7.5	8.6	8.3	5.6	6.0	6.6	8.1	8.7	8.5
101-109	Food - Aliments	2.4	2.4	2.3	2.4	2.6	2.6	2.7	2.5	2.6	2.7	3.1	3.7	2.6
101	Meat and poultry products - Viande & volaille	1.2	1.3	1.3	1.3	1.5	1.6	1.6	1.5	1.6	1.6	1.7	1.9	1.4
251-259	Wood - Bois	1.2	1.1	1.2	1.3	1.1	1.3	1.0	0.7	0.8	0.9	1.2	1.3	1.3
281-284	Printing, publishing & allied ind. - Imprimerie, édition et industries connexes	1.5	1.5	1.5	1.7	1.6	2.1	2.0	1.6	1.7	1.4	1.6	1.5	1.4
281	Commercial printing - Impression commerciale	0.8	0.7	0.7	0.7	0.7	1.1	1.1	0.8	0.9	0.6	0.5	0.6	0.4
311-319	Machinery (ex. elect. mach.) - Machinerie (sauf électrique)	1.6	1.7	1.6	1.5	1.8	2.2	2.2	1.4	1.7	2.2	3.0	2.4	2.8
311	Agricultural implements - Instruments aratoires	1.4	1.4	1.2	1.2	1.4	1.6	1.6	1.1	1.4	1.9	2.5	1.7	2.2
401-449	Construction - Construction	8.7	8.2	8.8	10.4	10.3	10.3	10.0	8.0	8.2	8.8	10.4	9.0	8.1
401-402	Bldg, developing & general contracting - Constructeurs, promoteurs et entrep. généraux	1.5	1.4	1.5	1.9	2.0	2.1	2.0	1.4	1.4	1.5	1.6	1.6	1.7
401	Residential building & development - Promotion et construction de bâtiments résidentiels	0.8	0.7	0.8	1.0	1.1	1.1	1.1	0.7	0.9	0.9	0.9	0.8	0.9
421-429	Trade contracting - Entrepreneurs spécialisés	4.3	4.3	4.9	5.9	5.6	5.7	5.8	4.6	4.7	5.4	6.2	5.2	4.6
401-449	Goods producing industries - Branches productrices de biens	31.1	29.6	28.5	31.1	31.3	32.8	31.3	25.0	26.0	27.1	31.0	31.8	28.4
451-499	Transportation, storage, comm. & other utilities - Transp., entreposage, comm. et autres services publics	10.5	9.0	9.1	6.8	6.9	7.1	6.7	6.3	6.3	6.8	6.8	7.2	6.4
451-479	Transportation & storage - Transport et entreposage	8.4	8.2	8.7	6.4	6.3	6.4	5.8	5.3	5.4	5.7	5.7	6.1	5.4

Annual Estimates of Employment, Earnings and Hours, 1984-1996, Statistics Canada
Estimations annuelles de l'Emploi, des gains et de la durée du travail, 1984-1996, Statistique Canada

Table 4

Estimates of Employment, for Employees paid by the Hour, by Industry, Canada, Provinces and Territories.

Tableau 4

Estimations de l'emploi, pour les salariés rémunérés à l'heure, par industrie, Canada, provinces et territoires

SIC 1980 CTI	Industry Industrie	EMPLOYMENT IN THOUSANDS - EMPLOI EN MILLIERS												
		1984	1985	1986	1987	1988	1989	1990	1991	1992	1993	1994	1995	1996
SASKATCHEWAN														
481-499	Communication & other utilities - Communications et autres services publics	2.1	0.8	0.5	0.5	0.6	0.6	0.9	0.9	0.9	1.0	1.1	1.1	1.0
481-484	Communication - Communications	0.3	0.3	0.2	0.2	0.4	0.4	0.3	0.5	0.4	0.5	0.5	0.5	0.6
501-692 Trade - Commerce		34.0	34.8	34.4	37.2	38.7	37.9	39.2	38.5	38.6	38.6	39.6	40.1	39.0
501-599	Wholesale Trade - Commerce de gros	6.6	7.0	6.9	7.1	7.4	7.2	7.3	6.8	7.7	7.9	7.9	8.6	6.7
601-692	Retail trade - Commerce de détail	27.4	27.8	27.5	30.0	31.2	30.7	31.9	31.7	30.9	30.8	31.8	31.4	32.3
601-603	Food, beverage and drug - Aliments, boissons et médicaments	7.3	8.0	7.8	8.0	8.3	9.1	10.3	10.7	9.5	10.2	10.2	11.2	11.2
601	Food stores - Magasins d'alimentation	5.7	6.5	6.2	6.2	6.6	7.5	8.4	8.3	7.3	8.2	8.0	8.8	9.2
611-615	Shoe, apparel, fabric & yarn - Chaussures, vêtements, tissus et filés	2.1	2.1	2.2	2.7	2.6	2.8	2.8	2.5	2.6	2.3	2.5	2.6	2.6
631-639	Auto vehicles, parts & access., sales & serv. Véhicules autos, pièces & access., vente & serv.	5.7	6.3	6.3	7.5	8.4	7.4	7.5	6.5	7.1	7.2	6.9	6.0	7.6
641-641	General merchandise stores - Magasins de marchandises diverses	9.9	8.9	8.8	8.9	9.0	8.6	8.2	8.8	8.2	7.1	7.4	7.1	6.7
651-692	Other retail n.e.c. - Autres commerces de détail n.c.a.	2.1	2.1	2.0	2.3	2.4	2.3	2.6	2.9	3.0	3.3	3.7	3.7	3.4
701-761 Finance, insurance & real estate - Finances, assur. & affaires immobilières		3.5	3.7	3.6	3.8	3.7	3.6	4.2	3.7	3.7	3.8	3.9	3.9	4.6
701-749	Finance & insurance - Intermédiaires financiers et assurances	0.7	1.2	1.3	1.4	1.6	1.9	2.3	2.1	2.8	2.3	2.4	2.6	3.3
701-709	Deposit accepting intermediaries - Intermédiaires financiers de dépôts	0.6	0.9	0.9	1.0	1.3	1.6	1.9	1.8	1.9	1.8	1.9	2.1	2.6
701-702	Banks - Banques	0.3	0.4	0.4	0.5	0.6	0.8	0.9	0.9	1.0	1.0	0.9	1.2	1.6
751-759	Real estate operators (exc'l developers) - Services immobiliers (sauf lotisseurs)	2.6	2.3	2.2	2.1	1.8	1.5	1.5	1.3	0.6	1.0	0.9	0.9	0.8
771-779 Comm., business & pers. services - Services 851-999 socio-culturels, comm. et pers.		56.6	60.9	63.9	67.4	69.1	71.7	71.4	68.5	68.8	68.1	70.5	72.6	74.3
771-779	Business services - Services aux entreprises	3.0	3.2	3.4	3.9	4.2	4.2	4.4	4.3	4.2	3.8	4.1	3.9	5.7
851-853	Educational services - Services d'enseignement	11.1	11.7	12.3	12.5	12.9	13.0	13.4	14.0	14.9	15.1	14.3	13.3	13.9
851	Elementary & secondary education - Enseignement élémentaire et secondaire	5.8	6.0	6.2	6.5	6.7	6.9	6.9	6.9	7.0	7.1	7.4	7.2	8.8
854	Library services - Bibliothèques	0.6	0.6	0.7	0.7	0.7	0.7	0.8	0.6	0.6	0.6	0.6	0.8	0.5
861-869	Health & social services - Services de soins de santé et services sociaux	25.7	28.0	29.8	30.6	32.8	31.5	35.4	35.3	35.1	33.8	33.8	33.6	33.7
861	Hospitals - Hôpitaux	13.9	16.4	17.4	17.3	18.5	17.7	20.0	19.9	19.7	18.6	18.4	18.6	17.9
862	Other institutional health & social services - Autres établ. de soins de santé & serv. sociaux	6.2	6.1	6.7	7.4	8.4	8.0	9.0	8.0	9.1	10.1	8.9	8.7	7.0
911-922	Accommodation, food & beverage services - Hébergement et restauration	16.2	17.3	18.8	19.6	18.5	17.1	18.3	18.6	18.6	20.1	21.7	23.2	23.1
911-914	Accommodation services - Services d'hébergement	7.1	7.7	8.1	8.3	7.4	6.3	7.0	5.8	6.0	6.8	7.2	7.4	6.3
921-922	Food & beverage services - Services de la restauration	9.2	9.6	10.7	11.2	11.0	10.8	11.3	12.8	12.6	13.3	14.4	15.8	16.8
921	Food services - Services de restauration	8.7	9.2	10.2	10.7	10.5	10.3	10.7	12.1	12.1	13.0	13.9	15.0	15.8
961-999	Miscellaneous services - Services divers	10.7	11.6	11.0	12.3	12.5	17.9	12.2	9.4	10.0	9.5	10.0	10.7	11.0
451-484 Service producing industries - Branches 501-999 productrices de services		103.3	108.5	111.4	115.7	118.9	120.1	120.9	116.7	118.0	117.8	121.3	124.8	126.6
041-999 Industrial aggregate - Ensemble des industries		134.4	138.0	139.9	146.7	150.2	152.9	152.2	141.8	143.9	144.9	152.2	156.5	155.0

Annual Estimates of Employment, Earnings and Hours, 1984-1996, Statistics Canada
Estimations annuelles de l'emploi, des gains et de la durée du travail, 1984-1996, Statistique Canada

Table 4

Estimates of Employment, for Employees paid by the Hour, by Industry, Canada, Provinces and Territories.

Tableau 4

Estimations de l'emploi, pour les salariés rémunérés à l'heure, par industrie, Canada, provinces et territoires

SIC 1980 CTI	Industry Industrie	EMPLOYMENT IN THOUSANDS - EMPLOI EN MILLIERS												
		1984	1985	1986	1987	1988	1989	1990	1991	1992	1993	1994	1995	1996
ALBERTA														
041-051	Logging and forestry - Exploitation forestière et serv. forestiers	0.8	0.8	0.6	0.7	0.9	1.1	1.3	1.6	1.4	1.5	1.3	1.4	1.2
041	Logging - Exploitation forestière	0.7	0.7	0.6	0.7	0.8	0.7	0.8	1.1	0.9	1.0	1.1	1.3	1.0
061-092	Mining (incl. milling), quarrying and oil wells Mines (y compris broyage), carrières et puits de pétrole	24.5	30.0	26.1	25.8	27.8	25.8	26.1	27.0	22.5	22.1	31.5	22.2	21.4
061-063	Mining - Mines	2.2	2.1	1.9	1.9	2.1	2.3	2.4	2.0	2.0	2.0	1.9	2.0	2.0
063	Coal mines - Mines de charbon	1.5	1.2	1.7	1.2	1.7	1.9	1.8	1.9	1.8	1.8	1.8	1.9	1.8
091-092	Services incidental to mineral extraction - Industrie des services miniers	17.0	22.5	18.8	18.1	19.6	17.2	17.5	17.9	12.7	14.6	22.3	13.9	10.7
091	Services incid. to crude petroleum & nat. gas - Services relat. au pétrole brut et au gas nat.	15.4	20.3	16.2	15.8	17.3	14.9	15.3	16.5	12.1	14.1	20.1	12.5	9.9
101-399	Manufacturing - Industries manufacturières	47.2	47.6	50.1	56.7	59.5	61.0	62.6	53.5	49.3	51.8	53.7	55.0	59.4
	Non-durable goods - Biens non durables	19.4	18.5	21.4	23.9	24.6	24.8	25.0	23.7	22.8	22.8	23.6	24.4	23.8
	Durable goods - Biens durables	27.8	29.1	28.7	32.8	34.9	36.2	37.5	29.9	26.5	28.9	30.1	30.6	35.6
101-109	Food - Aliments	7.2	6.9	7.0	8.8	9.6	9.9	10.6	10.0	10.0	9.9	9.5	10.4	9.4
101	Meat and poultry products - Viande & volaille	3.8	3.8	3.8	4.7	4.8	5.0	5.0	4.4	4.7	4.9	4.7	4.7	4.6
251-259	Wood - Bois	4.9	4.8	4.6	5.6	5.3	5.8	5.6	4.4	4.5	5.3	4.6	5.7	6.7
281-284	Printing, publishing & allied ind.- Imprimerie, édition et industries connexes	4.8	4.6	6.0	6.4	5.8	5.9	5.3	4.5	3.9	4.7	5.1	5.2	5.0
281	Commercial printing - Impression commerciale	2.2	1.8	2.6	2.6	1.9	1.9	1.9	1.7	1.4	2.0	2.3	2.3	2.2
311-319	Machinery (ex. elect. mach.) - Machinerie (sauf électrique)	3.9	4.5	4.5	4.5	4.7	4.2	3.8	4.2	3.3	3.7	4.2	4.8	5.2
319	Other machinery & equipment - Autres machineries et équipements	2.9	3.1	3.1	3.3	3.5	3.0	2.9	3.8	2.8	3.3	3.8	4.4	4.7
401-449	Construction - Construction	35.7	40.7	39.3	38.1	40.6	44.4	49.6	42.6	40.8	41.6	41.6	42.0	38.2
401-402	Bldg, developing & general contracting - Constructeurs, promoteurs et entrep. généraux	8.8	9.6	11.1	9.4	9.3	11.6	11.8	12.6	10.4	9.7	7.0	6.7	6.4
401	Residential building & development - Promotion et construction de bâtiments résidentiels	4.0	4.3	5.0	4.2	4.2	5.2	5.2	5.7	6.5	6.3	3.8	3.6	3.6
411-412	Industrial & heavy (engineering) construction - Constr. lourde et industrielle (génie)	6.4	7.4	8.7	7.1	8.8	9.6	10.6	8.4	7.7	8.4	9.7	9.2	8.7
411	Industrial const. (other than buildings) - Constr. industrielle (autre que bâtiment)	2.2	2.6	3.4	2.4	3.4	3.8	4.7	4.4	3.8	5.0	5.6	5.2	4.6
441-449	Goods producing industries - Branches productrices de biens	111.6	122.7	119.8	125.0	132.7	136.7	144.4	129.2	118.5	121.3	132.3	124.8	123.3
451-499	Transportation, storage, comm. & other utilities - Transp., entreposage, comm. et autres services publics	34.2	36.4	31.9	27.4	29.6	29.8	31.5	29.0	28.9	29.4	28.6	28.2	26.3
451-479	Transportation & storage - Transport et entreposage	27.9	30.2	25.8	21.0	22.4	22.3	23.6	21.5	21.6	22.3	21.2	20.1	18.9
451-459	Transportation - Transport	27.0	29.1	24.8	20.0	21.4	21.3	22.6	20.5	20.5	21.4	20.2	19.3	18.1
481-499	Communication & other utilities - Communications et autres services publics	6.3	6.2	6.2	6.3	7.1	7.5	7.9	7.5	7.3	7.1	7.4	8.1	7.4
491-499	Other Utilities - Autres services publics	3.3	3.5	3.6	3.7	4.0	4.4	4.7	4.5	4.5	4.3	4.3	4.1	3.2
491	Electric power systems - Énergie électrique	1.8	1.7	1.8	1.8	1.9	2.1	2.1	2.1	1.9	1.9	1.8	1.7	1.1

Annual Estimates of Employment, Earnings and Hours, 1984-1996, Statistics Canada
Estimations annuelles de l'Emploi, des gains et de la durée du travail, 1984-1996, Statistique Canada

Table 4

Estimates of Employment, for Employees paid by the Hour, by Industry, Canada, Provinces and Territories.

Tableau 4

Estimations de l'emploi, pour les salariés rémunérés à l'heure, par industrie, Canada, provinces et territoires

SIC 1980 CTI	Industry Industrie	EMPLOYMENT IN THOUSANDS - EMPLOI EN MILLIERS												
		1984	1985	1986	1987	1988	1989	1990	1991	1992	1993	1994	1995	1996
ALBERTA														
	501-692 Trade - Commerce	94.8	104.6	102.6	107.0	112.8	117.1	125.1	118.0	115.9	113.4	123.1	123.6	127.0
	501-599 Wholesale Trade - Commerce de gros	15.5	17.0	15.2	17.6	18.4	18.6	21.4	22.0	19.2	21.5	25.2	24.5	24.5
	571-579 Machinery, equipment & supplies - Machines, matériel et fournitures	4.6	4.3	4.0	4.1	4.9	5.3	5.9	4.4	4.8	5.8	7.7	8.3	7.6
	601-692 Retail trade - Commerce de détail	79.3	87.6	87.4	89.4	94.4	98.5	103.7	96.0	96.7	91.9	97.9	99.1	102.5
	601-603 Food, beverage and drug - Aliments, boissons et médicaments	21.1	24.7	24.1	27.1	27.9	29.0	30.4	27.0	30.5	32.5	38.6	38.8	39.2
	601 Food stores - Magasins d'alimentation	15.3	19.1	17.2	19.2	19.6	19.4	22.5	21.5	24.9	26.1	32.6	31.1	31.3
	611-615 Shoe, apparel, fabric & yarn - Chaussures, vêtements, tissus et filés	6.9	7.6	8.2	8.4	9.6	10.6	10.7	9.3	9.3	8.2	8.8	9.7	9.3
	631-639 Auto vehicles, parts & access., sales & serv. Véhicules autos, pièces & access., vente & serv.	15.6	18.7	18.5	17.4	20.5	22.6	23.0	23.1	18.6	16.7	19.4	19.5	22.1
	641-641 General merchandise stores - Magasins de marchandises diverses	27.4	26.4	26.5	26.3	25.5	25.2	23.7	21.0	20.2	17.1	13.3	13.9	13.3
	651-692 Other retail n.e.c. - Autres commerces de détail n.c.a.	6.7	8.6	8.3	8.3	9.0	9.5	13.5	13.2	15.7	14.6	14.1	13.3	14.5
	701-761 Finance, insurance & real estate - Finances, assur. & affaires immobilières	6.2	7.0	6.7	7.6	9.0	9.9	10.7	9.6	9.5	10.1	10.3	12.8	12.7
	701-749 Finance & insurance - Intermédiaires financiers et assurances	4.4	4.1	4.1	5.4	5.9	6.1	7.1	6.6	6.2	6.0	6.2	7.4	6.7
	701-709 Deposit accepting intermediaries - Intermédiaires financiers de dépôts	1.5	2.0	2.3	2.6	3.0	3.3	3.5	3.5	3.6	3.7	3.8	3.9	3.7
	701-702 Banks - Banques	1.1	1.5	1.8	1.9	2.2	2.5	2.6	2.6	2.6	2.6	2.6	2.7	2.6
	721-729 Investment intermediaries - Intermédiaires d'investissement	0.9	1.3	1.1	2.3	2.3	2.3	3.0	2.5	1.8	1.5	1.8	2.8	2.1
	751-759 Real estate operators (exc'l developers) - Services immobiliers (sauf lotisseurs)	1.3	2.4	2.2	1.7	2.3	2.9	2.8	2.0	2.2	3.0	2.6	3.5	3.7
	771-779 Comm., business & pers. services - Services 851-999 socio-culturels, comm. et pers.	147.0	162.7	175.2	182.1	195.0	210.6	220.3	205.4	194.3	201.3	223.8	217.9	237.2
	771-779 Business services - Services aux entreprises	13.0	14.2	14.2	15.9	15.6	16.6	20.4	17.4	18.2	20.1	26.1	22.1	35.8
	851-853 Educational services - Services d'enseignement	34.5	35.1	36.4	38.1	38.4	38.1	38.0	38.8	39.0	39.5	37.9	37.2	39.2
	851 Elementary & secondary education - Enseignement élémentaire et secondaire	18.0	18.3	19.2	19.7	20.2	20.4	20.1	21.0	21.5	21.6	20.9	21.1	24.6
	852 Post-second. non-university education - Enseignement postsecondaire non univers.	4.8	5.0	5.0	5.6	5.7	6.2	6.8	6.8	6.5	7.1	6.7	6.2	6.9
	854 Library services - Bibliothèques	1.0	1.0	1.2	1.2	1.4	1.5	1.5	1.3	1.3	1.6	1.5	1.4	1.0
	861-869 Health & social services - Services de soins de santé et services sociaux	46.7	51.7	57.3	60.5	66.7	74.5	77.9	79.0	74.2	74.4	74.1	76.7	71.9
	861 Hospitals - Hôpitaux	34.7	36.1	36.8	38.6	41.5	44.6	46.0	46.7	45.2	44.3	41.5	41.6	34.8
	865 Private practice of physicians, surgeons & dentist - Cabinets privés de médecins chirurgiens, dentistes	3.0	3.7	5.3	5.6	7.6	9.0	10.9	11.4	9.2	7.5	8.5	9.6	11.1
	911-922 Accommodation, food & beverage services - Hébergement et restauration	52.9	56.3	61.7	63.4	72.2	74.3	76.6	65.5	62.1	67.0	77.8	79.2	82.1
	911-914 Accommodation services - Services d'hébergement	20.0	21.0	22.0	23.2	26.9	28.4	30.4	26.6	23.0	21.4	23.4	21.8	23.1
	911 Hotels, motels & tourist courts - Hôtels, motels et camps pour touristes	19.8	20.8	21.9	23.0	26.7	28.1	29.9	25.6	22.5	21.0	22.8	21.2	22.6
	921-922 Food & beverage services - Services de la restauration	32.9	35.3	39.6	40.3	45.3	45.9	46.2	38.9	39.1	45.6	54.3	57.4	59.0
	921 Food services - Services de restauration	31.3	33.6	37.7	38.3	43.1	43.7	43.8	36.5	37.7	44.2	52.6	55.0	56.2
	961-999 Miscellaneous services - Services divers	33.1	39.1	40.5	40.5	38.7	43.2	43.4	41.7	37.6	37.7	43.8	37.8	45.5

Annual Estimates of Employment, Earnings and Hours, 1984-1996, Statistics Canada
Estimations annuelles de l'Emploi, des gains et de la durée du travail, 1984-1996, Statistique Canada

Table 4

Estimates of Employment, for Employees paid by the Hour, by Industry, Canada, Provinces and Territories.

Tableau 4

Estimations de l'emploi, pour les salariés rémunérés à l'heure, par industrie, Canada, provinces et territoires

SIC 1980 CTI	Industry Industrie	EMPLOYMENT IN THOUSANDS - EMPLOI EN MILLIERS												
		1984	1985	1986	1987	1988	1989	1990	1991	1992	1993	1994	1995	1996
ALBERTA														
961-969	Amusement & recreational services - Services de divertissements et de loisirs	10.7	13.3	15.5	14.4	13.7	12.4	12.0	11.6	12.2	14.3	14.5	13.2	14.6
991-999	Other services - Autres services	13.1	16.3	17.0	17.6	16.2	20.3	18.9	18.6	15.8	14.9	17.8	14.1	18.3
990	Other services n.e.c. - Autres services n.c.a.	9.2	11.3	11.6	12.6	10.5	14.5	12.8	11.1	8.7	6.7	8.2	6.8	8.2
451-484	Service producing industries - Branches productrices de services	282.8	311.2	317.1	324.6	346.5	363.1	382.8	359.6	353.2	358.3	389.6	386.5	410.8
041-999	Industrial aggregate - Ensemble des industries	394.3	433.9	436.8	449.6	479.2	499.8	527.2	488.7	471.7	479.6	521.9	511.3	534.1
BRITISH COLUMBIA COLOMBIE-BRITANNIQUE														
041-051	Logging and forestry - Exploitation forestière et serv. forestiers	13.2	13.0	10.5	13.6	13.5	14.8	12.4	13.7	13.3	12.8	13.4	13.7	15.6
041	Logging - Exploitation forestière	13.0	12.9	10.3	12.8	12.6	13.5	11.0	12.1	11.6	11.9	12.4	12.4	13.5
061-092	Mining (incl. milling), quarrying and oil wells Mines (y compris broyage), carrières et puits de pétrole	8.7	9.3	8.8	9.3	10.3	10.1	9.7	8.8	6.8	5.6	6.3	7.7	7.2
061-063	Mining - Mines	7.4	7.7	7.5	7.8	8.3	8.2	7.7	7.2	5.6	4.4	4.6	5.7	5.5
061	Metal mines - Mines de métaux	4.0	3.7	4.1	4.2	4.5	4.2	3.7	3.4	3.3	2.6	2.5	3.1	..
101-399	Manufacturing - Industries manufacturières	101.1	102.1	100.8	115.3	125.3	126.7	126.1	108.0	106.3	108.5	113.1	107.4	113.9
	Non-durable goods - Biens non durables	40.1	42.1	44.8	47.8	50.4	49.6	52.2	47.7	45.9	43.6	45.9	43.9	43.1
	Durable goods - Biens durables	60.9	60.0	56.0	67.5	75.0	77.1	73.8	60.3	60.5	64.9	67.2	63.6	70.8
101-109	Food - Aliments	12.8	13.7	13.9	14.3	14.4	13.8	13.9	14.0	13.5	13.2	14.3	12.5	12.5
251-259	Wood - Bois	30.9	29.5	25.8	33.7	36.7	35.1	35.5	29.9	30.9	31.7	34.8	31.4	33.1
251	Sawmill, planing mill & shingle mill products - Scieries, ateliers de rabotage et usines de bardeaux	26.0	24.0	20.6	27.1	29.6	28.5	28.2	23.9	22.4	22.0	24.4	21.9	24.2
271-279	Paper & allied products - Papier et produits connexes	12.0	13.2	14.0	15.2	15.5	15.7	16.7	15.5	13.0	13.2	12.7	12.6	12.0
271	Pulp & paper - Pâtes et papiers	10.6	11.7	12.4	13.6	13.8	14.1	15.0	14.0	11.6	12.0	11.4	11.1	10.8
281-284	Printing, publishing & allied ind. - Imprimerie, édition et industries connexes	3.7	4.2	5.0	5.1	4.7	5.2	7.1	7.4	8.6	8.0	8.1	8.5	8.4
281	Commercial printing - Impression commerciale	0.9	1.1	1.3	1.5	1.3	1.6	2.7	3.0	4.1	4.4	3.6	3.9	3.7
401-449	Construction - Construction	27.0	30.8	29.6	31.6	34.1	45.5	50.5	45.4	49.5	49.4	46.2	45.4	47.0
401-402	Bldg, developing & general contracting - Constructeurs, promoteurs et entrep. généraux	7.7	8.4	8.3	8.8	9.6	14.5	15.6	12.2	12.4	13.8	10.5	9.8	10.9
401	Residential building & development - Promotion et construction de bâtiments résidentiels	5.8	6.2	6.1	6.6	7.2	10.8	11.6	8.2	9.3	10.7	7.3	6.6	7.5
411-412	Industrial & heavy (engineering) construction - Constr. lourde et industrielle (génie)	3.8	4.9	4.0	3.8	4.0	5.9	6.4	6.0	5.9	4.9	4.7	5.6	6.3
412	Highway & heavy constr. - Constr. de routes et constr. lourde	1.5	2.5	1.8	1.9	2.1	3.2	4.2	5.2	4.9	3.7	3.6	4.3	5.5
421-429	Trade contracting - Entrepreneurs spécialisés	14.8	16.9	16.9	18.6	19.9	24.5	27.8	26.1	29.9	28.6	28.6	27.6	27.0
441-449	Services incidental to construction - Services relatifs à la construction	0.6	0.6	0.5	0.4	0.5	0.6	0.7	1.1	1.3	2.1	2.4	2.5	2.8
041-449	Goods producing industries - Branches productrices de biens	153.8	158.8	153.3	173.6	186.9	200.7	202.4	179.9	180.0	180.8	183.7	178.6	187.9

Annual Estimates of Employment, Earnings and Hours, 1984-1996, Statistics Canada
Estimations annuelles de l'emploi, des gains et de la durée du travail, 1984-1996, Statistique Canada

Table 4

Estimates of Employment, for Employees paid by the Hour, by Industry, Canada, Provinces and Territories.

Tableau 4

Estimations de l'emploi, pour les salariés rémunérés à l'heure, par industrie, Canada, provinces et territoires

SIC 1980 CTI	Industry Industrie	EMPLOYMENT IN THOUSANDS - EMPLOI EN MILLIERS												
		1984	1985	1986	1987	1988	1989	1990	1991	1992	1993	1994	1995	1996
BRITISH COLUMBIA COLOMBIE-BRITANNIQUE														
451-499	Transportation, storage, comm. & other utilities - Transp., entreposage, comm. et autres services publics	56.4	54.6	54.8	51.6	52.2	56.6	53.0	52.1	47.3	48.8	55.6	53.9	42.4
451-479	Transportation & storage - Transport et entreposage	38.8	37.8	37.9	34.8	34.9	39.2	35.3	33.2	29.6	31.1	36.4	32.8	24.3
451-459	Transportation - Transport	36.7	35.6	35.9	32.7	32.6	37.4	33.9	31.9	28.6	29.2	35.0	31.2	22.8
481-499	Communication & other utilities - Communications et autres services publics	17.7	16.8	16.9	16.8	17.3	17.5	17.6	18.9	17.7	17.7	19.1	21.2	18.0
481-484	Communication - Communications	13.8	13.2	13.4	13.1	13.6	13.9	13.9	14.8	13.7	13.2	14.5	16.8	13.7
482	Telecommunication carriers - Transmission des télécommunications	11.3	11.2	11.3	11.0	11.4	11.7	11.8	12.4	11.5	10.5	10.6
491-499	Other Utilities - Autres services publics	3.9	3.6	3.5	3.7	3.6	3.6	3.7	4.1	4.0	4.5	4.6	4.4	4.3
491	Electric power systems - Énergie électrique	2.6	2.3	2.2	2.3	2.2	2.0	2.1	2.0	1.8	2.0	1.9	1.7	1.9
501-692	Trade - Commerce	123.4	127.6	133.5	143.2	153.7	155.6	168.0	160.3	160.9	166.2	157.3	165.5	163.2
501-599	Wholesale Trade - Commerce de gros	16.0	16.5	16.7	19.2	22.3	22.9	27.6	28.9	27.1	26.7	29.4	28.9	31.2
561-563	Metals, hardware, plumbing, heating & building materials - Métaux, quincaillerie, matr. de plomberie, de chauffage et de construction	4.1	3.4	3.2	4.4	4.9	4.9	7.2	6.0	5.6	6.5	7.6	7.1	6.8
563	Lumber & building materials - Bois et matériaux de construction	2.5	2.0	1.4	2.2	2.3	2.8	4.2	4.3	4.3	4.7	5.3	5.1	5.2
601-692	Retail trade - Commerce de détail	107.4	111.1	116.9	124.0	131.4	132.8	140.4	131.4	133.8	139.5	127.9	136.5	132.0
601-603	Food, beverage and drug - Aliments, boissons et médicaments	24.7	25.7	31.4	35.5	38.5	37.4	46.2	44.3	45.7	52.4	50.0	52.8	48.9
601	Food stores - Magasins d'alimentation	19.9	20.3	22.2	25.4	27.9	25.7	31.4	30.2	33.3	38.7	38.0	40.6	37.3
611-615	Shoe, apparel, fabric & yarn - Chaussures, vêtements, tissus et filés	11.1	11.6	11.4	14.5	15.2	14.9	14.5	11.8	10.2	10.6	11.0	11.1	12.4
613	Women's clothing stores - Magasins de vêtements pour dames	3.9	3.9	3.6	4.6	4.5	4.9	5.0	3.0	3.3	4.2	4.5	4.4	4.7
631-639	Auto vehicles, parts & access., sales & serv. - Véhicules autos, pièces & access., vente & serv.	25.2	25.1	24.9	25.1	27.8	26.8	27.8	26.7	29.7	30.2	23.8	24.8	25.0
641-641	General merchandise stores - Magasins de marchandises diverses	23.1	22.9	22.7	21.2	20.6	20.5	19.8	22.0	21.6	18.5	16.1	17.7	17.9
651-692	Other retail n.e.c. - Autres commerces de détail n.c.a.	15.7	18.1	18.7	19.2	21.9	24.3	24.6	19.5	18.8	22.4	20.3	23.4	20.9
701-761	Finance, insurance & real estate - Finances, assur. & affaires immobilières	7.4	7.1	7.5	7.7	9.3	12.7	14.4	14.7	14.9	17.5	15.9	16.1	19.4
701-749	Finance & insurance - Intermédiaires financiers et assurances	5.1	5.2	5.8	6.1	6.9	8.7	10.3	9.7	10.6	12.3	10.8	10.5	12.0
701-709	Deposit accepting intermediaries - Intermédiaires financiers de dépôts	2.7	2.8	3.3	3.3	4.7	5.7	6.6	6.6	6.9	8.0	7.9	7.4	8.0
701-702	Banks - Banques	1.8	1.9	2.2	2.2	3.1	3.8	4.4	4.2	4.0	4.2	4.3	4.2	4.0
751-759	Real estate operators (exc'l developers) - Services immobiliers (sauf lotisseurs)	2.0	1.6	1.2	1.1	1.4	2.6	2.6	3.0	2.4	2.5	2.6	3.0	3.5
771-779	Comm., business & pers. services - Services socio-culturels, comm. et pers.	181.0	185.4	193.6	204.5	217.1	227.0	248.0	250.3	254.4	267.0	285.4	299.2	302.9
771-779	Business services - Services aux entreprises	20.1	19.2	20.0	19.8	23.0	24.2	23.7	21.1	23.0	22.8	24.1	28.9	24.2
851-853	Educational services - Services d'enseignement	32.0	30.9	32.5	34.5	37.6	41.4	45.2	47.2	47.7	48.8	49.3	53.3	56.5
851	Elementary & secondary education - Enseignement élémentaire et secondaire	15.0	14.4	15.0	15.6	17.5	19.6	21.7	22.1	23.0	24.4	25.2	26.8	32.9

Annual Estimates of Employment, Earnings and Hours, 1984-1996, Statistics Canada
Estimations annuelles de l'emploi, des gains et de la durée du travail, 1984-1996, Statistique Canada

Table 4

Estimates of Employment, for Employees paid by the Hour, by Industry, Canada, Provinces and Territories.

Tableau 4

Estimations de l'emploi, pour les salariés rémunérés à l'heure, par industrie, Canada, provinces et territoires

SIC 1980 CTI	Industry Industrie	EMPLOYMENT IN THOUSANDS - EMPLOI EN MILLIERS												
		1984	1985	1986	1987	1988	1989	1990	1991	1992	1993	1994	1995	1996
BRITISH COLUMBIA COLOMBIE-BRITANNIQUE														
852	Post-second. non-university education - Enseignement postsecondaire non univers.	6.7	5.8	6.2	7.2	7.6	7.5	7.4	7.5	6.6	6.6	6.8	7.9	7.0
853	University education - Enseignement universitaire	10.4	10.6	11.3	11.7	12.5	14.3	16.1	17.6	18.1	17.9	17.3	18.6	16.7
854	Library services - Bibliothèques	1.2	0.9	1.0	0.9	1.0	1.4	1.2	1.7	1.7	1.9	1.8	1.9	1.5
861-869	Health & social services - Services de soins de santé et services sociaux	70.0	73.6	79.0	82.4	84.0	88.0	90.6	97.8	95.6	95.7	102.1	111.3	112.8
861	Hospitals - Hôpitaux	41.8	42.1	43.8	46.5	48.9	49.8	54.2	56.8	58.1	56.8	57.6	59.6	56.5
911-922	Accommodation, food & beverage services - Hébergement et restauration	67.2	67.3	70.1	73.6	79.3	76.1	91.3	87.4	89.8	104.0	108.1	107.0	109.1
911-914	Accommodation services - Services d'hébergement	16.4	16.4	18.5	18.8	19.6	16.9	24.6	21.3	21.5	24.1	26.6	24.2	26.7
911	Hotels, motels & tourist courts - Hôtels, motels et camps pour touristes	15.6	15.5	17.8	18.2	18.5	16.2	23.7	20.7	20.7	22.2	25.0	22.0	24.5
921-922	Food & beverage services - Services de la restauration	50.8	50.9	51.6	54.9	59.7	59.2	66.7	66.1	68.3	80.0	81.5	82.8	82.4
921	Food services - Services de restauration	45.1	45.2	45.8	48.7	53.0	52.8	59.1	57.4	61.6	73.1	75.5	76.9	76.7
961-999	Miscellaneous services - Services divers	22.0	23.5	22.7	26.4	28.4	35.8	40.0	41.3	43.5	41.4	47.9	48.7	53.7
961-969	Amusement & recreational services - Services de divertissements et de loisirs	8.4	9.5	8.8	9.8	11.2	12.7	12.4	14.2	14.9	15.4	18.5	19.4	18.5
960	Other amusement & recreational services n.e.c - Autres serv. de divertis. et de loisirs n.c.a.	4.6	4.9	4.7	4.9	5.4	6.6	6.7	7.6	8.1	8.2	8.9	8.8	7.9
451-484	Service producing industries - Branches 501-999 productrices de services	369.4	377.2	397.4	409.8	435.8	448.4	479.6	475.4	481.9	503.3	517.9	539.3	533.9
041-999	Industrial aggregate - Ensemble des industries	523.2	536.0	550.7	583.3	622.8	649.1	682.1	655.4	661.9	684.1	701.6	717.9	721.7
YUKON														
041-449	Goods producing industries - Branches 491-499 productrices de biens	0.9	0.7	1.0	1.0	1.1	1.2	1.0	1.0	1.3	0.9	1.0	1.0	1.3
451-499	Transportation, storage, comm. & other utilities - Transp., entreposage, comm. et autres services publics	0.7	0.8	0.7	0.8	0.8	0.8	0.7	0.6	0.6	0.5	0.6	0.5	0.7
501-692	Trade - Commerce	0.8	0.8	1.0	1.0	1.1	1.2	1.2	1.1	1.2	1.2	1.1	1.1	1.2
771-779	Comm., business & pers. services - Services 851-999 socio-culturels, comm. et pers.	0.9	0.9	1.1	1.3	1.4	1.5	1.5	1.5	1.6	1.7	1.7	1.8	2.1
451-484	Service producing industries - Branches 501-999 productrices de services	2.6	2.6	2.9	3.3	3.7	3.6	3.6	3.4	3.8	3.9	4.0	4.0	4.8
041-999	Industrial aggregate - Ensemble des industries	3.5	3.3	3.9	4.4	4.8	4.9	4.6	4.3	5.1	4.8	5.0	5.0	6.1
NORTHWEST TERRITORIES TERRITOIRES DU NORD-OUEST														
401-449	Construction - Construction	0.5	0.5	0.5	0.6	0.7	0.6	0.7	0.7	0.7	0.9	1.0	1.1	0.9

Annual Estimates of Employment, Earnings and Hours, 1984-1996, Statistics Canada
Estimations annuelles de l'Emploi, des gains et de la durée du travail, 1984-1996, Statistique Canada

Table 4

Estimates of Employment, for Employees paid by the Hour, by Industry, Canada, Provinces and Territories.

Tableau 4

Estimations de l'emploi, pour les salariés rémunérés à l'heure, par industrie, Canada, provinces et territoires

SIC 1980 CTI	Industry Industrie	EMPLOYMENT IN THOUSANDS - EMPLOI EN MILLIERS												
		1984	1985	1986	1987	1988	1989	1990	1991	1992	1993	1994	1995	1996
NORTHWEST TERRITORIES TERRITOIRES DU NORD-OUEST														
041-449	Goods producing industries - Branches 491-499 productrices de biens	2.7	3.0	2.5	2.3	2.6	2.4	2.4	2.2	2.1	2.2	2.5	2.4	2.5
451-499	Transportation, storage, comm. & other utilities - Transp., entreposage, comm. et autres services publics	0.9	0.8	0.8	0.7	0.8	1.0	1.0	0.9	0.9	1.0	1.1	1.0	1.1
501-692	Trade - Commerce	1.1	1.2	1.2	1.3	1.5	1.5	1.7	1.6	1.7	1.7	1.9	2.1	2.2
701-761	Finance, insurance & real estate - Finances, assur. & affaires immobilières	0.2	0.2	0.4	0.4	0.5	0.4	0.3	0.4	0.3	0.4	0.4	0.4	0.5
771-779	Comm., business & pers. services - Services 851-999 socio-culturels, comm. et pers.	1.9	2.1	2.1	2.3	2.9	2.9	2.8	2.4	2.4	2.8	2.8	3.0	3.4
851-853	Educational services - Services d'enseignement	0.1	0.2	0.2	0.1	0.1	0.2	0.3	0.5	0.7	0.6	0.7	0.7	1.1
861-869	Health & social services - Services de soins de santé et services sociaux	0.3	0.4	0.4	0.4	0.6	0.8	0.8	0.8	0.9	1.1	1.2	1.3	1.4
861	Hospitals - Hôpitaux	0.2	0.2	0.2	0.2	0.4	0.5	0.6	0.6	0.7	0.7	0.8
911-922	Accommodation, food & beverage services - Hébergement et restauration	0.8	0.9	1.1	1.2	1.4	1.3	1.3	0.9	0.9	1.1	0.9	0.7	0.9
911-914	Accommodation services - Services d'hébergement	0.6	0.7	0.8	0.9	1.0	1.0	1.0	0.6	0.5	0.7	0.5	0.5	0.5
451-484	Service producing industries - Branches 501-999 productrices de services	3.9	4.2	4.5	4.8	5.9	5.5	5.6	5.3	5.7	6.2	6.4	6.7	8.3
041-999	Industrial aggregate - Ensemble des industries	6.6	7.2	6.9	7.1	8.5	7.9	8.0	7.5	7.8	8.4	8.9	9.1	10.8

Annual Estimates of Employment, Earnings and Hours, 1984-1996, Statistics Canada
Estimations annuelles de l'Emploi, des gains et de la durée du travail, 1984-1996, Statistique Canada

Table 5

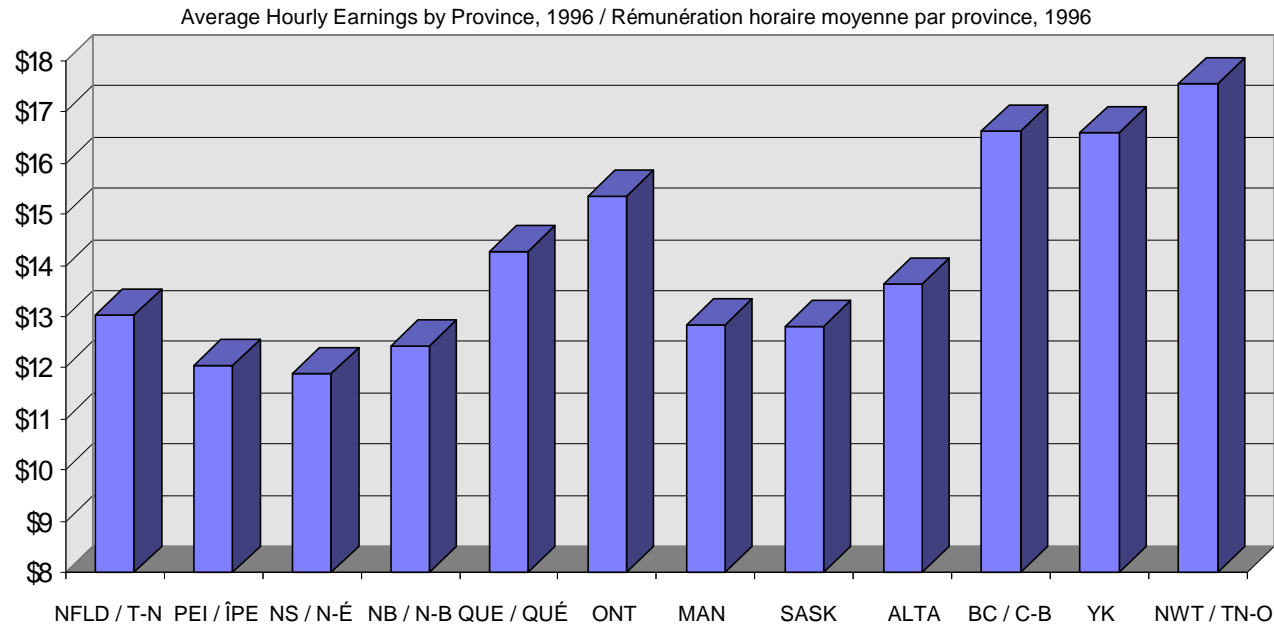
Tableau 5

Estimates of Average Hourly Earnings, for Employees paid by the Hour, by Industry, Canada, Provinces and Territories.

Estimations de la rémunération horaire moyenne, pour les salariés rémunérés à l'heure, par industrie, Canada, provinces et territoires.

For the provinces, 1996 average hourly earnings for employees paid by the hour is still highest in the Northwest Territories.

En 1996, la rémunération horaire moyenne pour les salariés rémunérés à l'heure est demeurée la plus élevée dans les Territoires du Nord-Ouest.



Canada
Provinces and Territories / Provinces et Territoires

Page
130
138

Table 5

Estimates of Average Hourly Earnings, for Employees paid by the Hour, by Industry, Canada, Provinces and Territories.

Tableau 5

Estimations de la rémunération horaire moyenne, pour les salariés rémunérés à l'heure, par industrie, Canada, provinces et territoires

SIC 1980 CTI	Industry Industrie	DOLLARS												
		1984	1985	1986	1987	1988	1989	1990	1991	1992	1993	1994	1995	1996
CANADA														
041-051	Logging and forestry - Exploitation forestière et serv. forestiers	\$15.06	\$15.42	\$15.57	\$15.79	\$16.23	\$16.95	\$17.31	\$18.31	\$18.29	\$18.61	\$19.02	\$18.62	\$20.32
041	Logging - Exploitation forestière	15.12	15.52	15.64	15.89	16.40	17.16	17.71	18.71	19.03	19.31	19.78	19.31	20.98
051	Forestry services - Services forestiers	10.93	9.47	10.43	12.65	12.30	14.30	13.72	14.74	13.58	13.49	13.59	13.62	16.24
061-092	Mining (incl. milling), quarrying and oil wells Mines (y compris broyage), carrières et puits de pétrole	15.31	15.86	16.00	16.25	17.19	18.34	19.11	20.55	21.30	21.68	21.67	22.44	22.69
061-063	Mining - Mines	15.92	16.35	16.67	16.90	18.14	19.05	19.94	21.44	22.22	22.77	23.18	23.99	24.65
061	Metal mines - Mines de métaux	16.25	16.73	16.88	17.16	18.60	19.60	20.53	22.42	23.26	24.02	24.59	25.46	26.23
062	Non-metal mines (except coal) - Mines de minerais non métalliques (sauf le charbon)	14.72	14.81	15.27	15.41	15.99	16.57	17.55	18.23	18.99	19.31	19.82	20.28	20.43
063	Coal mines - Mines de charbon	15.83	16.48	17.30	17.53	18.56	19.47	20.06	21.10	21.78	22.09	22.11	22.97	23.43
071-071	Crude petroleum & natural gas - Pétrole brut et gaz naturel	14.51	16.35	15.78	16.63	17.72	19.91	20.38	22.96	22.82	24.96	25.30	26.32	24.36
081-082	Quarries and sand pits - Carrières et sablières	11.46	11.93	12.25	12.63	13.25	13.28	14.05	15.06	15.05	14.87	15.25	16.37	16.87
081	Stone quarries - Carrières	12.73	12.50	12.53	14.04	14.51	13.93	14.97	15.22	15.86	15.81	15.27	17.32	17.46
082	Sand and gravel pits - Sablières et gravières	10.13	11.46	11.98	11.68	12.30	12.86	13.43	14.96	14.52	14.44	15.23	15.93	16.61
091-092	Services incidental to mineral extraction - Industrie des services miniers	14.79	15.25	15.18	15.45	16.00	17.33	18.07	19.23	20.16	20.62	20.36	20.22	19.27
091	Services incid. to crude petroleum & nat. gas - Services relat. au pétrole brut et au gaz nat.	15.25	15.83	15.77	15.77	16.20	17.08	18.25	19.32	19.97	20.65	20.59	20.22	18.24
092	Services incidental to mining - Services relatifs à l'extraction minière	13.40	13.61	13.91	14.91	15.65	17.82	17.67	18.92	21.04	20.47	19.47	20.22	21.15
101-399	Manufacturing - Industries manufacturières	11.17	11.59	11.92	12.33	12.81	13.49	14.19	14.86	15.38	15.70	15.96	16.19	16.71
	Non-durable goods - Biens non durables	10.69	11.05	11.50	11.79	12.22	12.90	13.44	14.20	14.64	14.85	14.94	14.99	15.64
	Durable goods - Biens durables	11.55	12.00	12.25	12.74	13.24	13.91	14.75	15.40	15.95	16.35	16.68	17.02	17.42
101-109	Food - Aliments	10.12	10.44	10.88	11.08	11.50	12.03	12.51	12.91	12.97	13.57	13.60	13.51	14.25
101	Meat and poultry products - Viande & volaille	11.02	11.13	11.42	11.49	11.94	12.34	12.84	12.85	12.68	13.66	13.07	13.34	14.11
102	Fish products - Transformation du poisson	7.67	8.10	8.40	8.71	9.14	9.71	10.36	10.95	10.56	11.41	11.29	11.11	12.22
103	Fruit & vegetable - Fruits et légumes	8.89	9.24	10.01	10.01	10.38	10.91	11.49	11.97	12.22	12.23	12.76	12.69	13.48
104	Dairy products - Produits laitiers	12.72	13.06	13.40	13.69	14.19	14.84	15.23	15.62	16.16	16.75	16.36	16.21	16.63
105	Flour, cereal & feed - Farine, céréales et aliments pour animaux	11.37	11.56	12.13	12.38	12.76	13.19	13.57	14.42	14.77	14.40	15.23	14.96	15.62
106	Vegetable oil mills (ex. corn oil) - Huiles végétales (sauf l'huile de maïs)	13.37	14.06	14.34	13.95	14.23	14.69	15.29	15.82	16.77	16.44	16.84	15.92	16.18
107	Bakery products - Produits de boulangerie-pâtisserie	9.26	9.78	10.52	10.97	11.38	11.85	12.05	12.44	12.84	13.28	13.28	13.19	13.82
108	Sugar & sugar confectionery - Sucre et confiseries	9.77	10.12	10.42	10.75	11.12	11.66	12.14	12.96	13.23	13.69	14.42	13.69	14.44
109	Other food products - Autres produits alimentaires	9.98	10.30	10.63	11.03	11.48	12.03	12.40	12.74	13.16	13.43	13.99	13.16	14.13
111-114	Beverages - Boissons	13.22	13.46	14.03	14.76	15.06	15.84	16.75	17.58	18.10	19.44	20.03	20.25	19.82
121-122	Tobacco products - Produits du tabac	15.58	17.40	18.27	19.85	20.95	22.24	23.14	24.89	25.69	27.14	29.67	29.99	30.54
151-159	Rubber products - Produits en caoutchouc	10.56	10.73	11.15	11.69	11.75	12.44	13.27	14.97	15.63	15.32	15.87	15.31	15.81
161-169	Plastic products - Produits en matière plastique	9.63	9.97	10.42	10.57	10.98	11.37	11.65	12.10	12.46	12.36	12.84	12.67	13.91
171-171	Leather & allied products - Cuir et produits connexes	7.72	7.69	8.08	8.30	8.63	9.07	9.37	9.56	9.25	9.60	10.04	10.14	11.52
181-183	Primary textiles - Textiles de première transformation	9.13	9.56	9.96	10.26	10.71	11.30	11.93	12.70	13.46	13.68	14.09	14.59	14.89
191-199	Textile products - Produits textiles	8.19	8.34	8.47	8.55	8.73	9.67	9.88	10.20	10.67	10.35	10.29	10.90	12.48
243-249	Clothing - Habillement	7.02	7.26	7.45	7.47	7.62	8.20	8.55	8.81	9.01	8.97	9.16	9.25	10.41

Annual Estimates of Employment, Earnings and Hours, 1984-1996, Statistics Canada
Estimations annuelles de l'emploi, des gains et de la durée du travail, 1984-1996, Statistique Canada

Table 5

Estimates of Average Hourly Earnings, for Employees paid by the Hour, by Industry, Canada, Provinces and Territories.

Tableau 5

Estimations de la rémunération horaire moyenne, pour les salariés rémunérés à l'heure, par industrie, Canada, provinces et territoires

SIC	Industry	DOLLARS												
		1984	1985	1986	1987	1988	1989	1990	1991	1992	1993	1994	1995	1996
1980														
CTI	Industrie													
CANADA														
243	Men's & boys' clothing - Vêtements pour hommes et garçonnets	\$6.41	\$6.40	\$6.75	\$7.09	\$7.54	\$7.92	\$8.62	\$8.93	\$8.86	\$8.87	\$9.20	\$9.40	\$10.47
244	Women's clothing - Vêtements pour dames	7.40	7.81	7.96	7.93	7.78	8.71	8.84	9.12	9.33	9.96	9.35	9.18	10.41
245-249	Clothing n.e.c. - Habillement n.c.a.	7.20	7.56	7.72	7.43	7.55	8.05	8.30	8.51	8.97	8.28	8.97	9.15	10.35
251-259	Wood - Bois	11.25	11.77	11.73	12.22	12.50	13.12	14.14	14.60	14.75	15.14	15.40	15.87	16.64
256-259	Wood n.e.c. - Bois n.c.a.	9.38	9.55	10.43	10.29	10.49	11.09	11.74	11.82	13.12	13.07	13.24	13.71	14.56
251	Sawmill, planing mill & shingle mill products - Scieries, ateliers de rabotage et usines de bardeaux	12.97	13.75	13.76	14.36	14.34	15.41	16.15	16.39	16.36	16.85	17.48	17.73	18.62
252	Veneer & plywood - Placages & contreplaqués	11.69	12.44	12.84	13.47	13.45	14.26	14.63	14.99	14.98	15.93	16.53	17.81	18.35
254	Sash, doors & other millwork - Portes, châssis et autres bois travaillés	8.41	9.05	8.85	9.35	9.81	10.47	11.26	11.88	11.94	12.56	12.15	12.57	13.07
261-269	Furniture & fixtures - Meubles et articles d'ameublement	8.65	8.79	8.97	9.40	9.63	10.19	10.87	10.96	11.46	11.81	12.20	12.21	12.94
261	Household furniture - Meubles de maison	8.30	8.36	8.39	8.56	8.60	9.24	9.79	9.80	10.30	10.70	11.04	11.03	11.66
264	Office furniture - Meubles de bureau	9.35	9.85	10.18	10.78	11.44	11.97	12.43	12.63	12.85	13.17	13.89	13.18	13.63
269	Other furniture & fixtures - Autres meubles et articles d'ameublement	9.16	8.95	9.57	10.34	10.80	10.95	11.85	12.12	12.58	12.97	12.69	13.31	14.09
271-279	Paper & allied products - Papier et produits connexes	14.13	14.82	15.47	15.95	16.51	17.31	17.98	19.25	19.89	20.33	20.64	21.36	21.59
271	Pulp & paper - Pâtes et papiers	15.20	15.89	16.68	17.24	17.81	18.77	19.54	20.93	21.99	22.53	22.71	23.46	23.67
272	Asphalt roofing - Papier-toiture asphalté	11.67	11.97	12.45	12.58	13.66	14.57	15.17	16.19	16.78	16.85	18.58	18.40	19.06
273	Paper boxes & bags - Boîtes en carton et sacs en papier	12.08	12.61	13.27	13.35	13.93	14.63	14.96	15.68	15.57	16.41	16.78	17.26	17.94
279	Other converted paper products - Autres produits en papier transformé	10.78	11.39	11.73	12.35	12.99	13.37	14.08	15.26	15.41	14.75	15.65	16.41	16.81
281-284	Printing, publishing & allied ind.- Imprimerie, édition et industries connexes	10.45	11.12	11.67	11.92	12.42	12.91	13.51	14.54	15.50	15.56	14.71	14.82	15.15
281	Commercial printing - Impression commerciale	10.10	10.96	11.57	11.94	12.57	13.01	13.68	14.64	15.84	15.62	15.08	15.43	15.61
282	Platemaking, typesetting & bindery - Clichage, composition et reliure	9.63	9.52	10.00	10.12	11.11	11.40	11.90	13.84	14.64	15.44	13.14	12.52	13.39
283	Publishing - Édition	8.90	10.72	10.11	10.52	10.66	12.38	12.05	12.08	12.34	12.98	12.61	12.32	13.90
284	Combined publishing & printing - Impression et édition combinées	12.80	13.03	14.02	14.10	13.88	13.99	14.80	15.92	16.56	16.64	16.32	16.48	16.34
291-299	Primary metals - Première transformation des métaux	13.96	14.55	14.77	15.41	16.08	17.06	17.81	18.60	19.53	20.22	20.13	20.43	21.06
291	Primary steel - Sidérurgie	14.68	15.29	15.72	16.59	16.83	17.48	18.13	19.19	20.04	20.78	21.06	20.98	21.19
292	Steel pipes & tubes - Tubes et tuyaux d'acier	13.76	14.18	14.36	14.93	15.57	15.99	16.41	17.63	17.61	18.51	18.61	18.55	18.64
294	Iron foundries - Fonderies de fer	11.72	12.48	12.76	13.11	14.04	14.66	15.47	16.17	17.31	17.87	18.16	17.98	20.19
295	Non-ferrous metal smelting & refining - Fonte et affinage des métaux non-ferreux	14.80	15.44	15.17	15.36	16.81	18.68	19.59	19.47	21.19	21.96	22.13	22.65	22.90
296	Aluminum rolling, casting & extruding - Laminage, moulage et ext. de l'aluminium	12.59	12.80	12.98	13.91	14.64	15.40	16.27	18.59	18.85	19.90	19.57	20.47	21.49
297	Copper & alloy rolling, casting & extruding - Laminage, moulage et extrusion du cuivre et de ses alliages	11.16	11.45	11.60	12.18	13.22	14.00	14.81	15.85	16.68	17.45	18.08	19.19	18.18
299	Other metal rolling, casting & extruding - Autre laminage, moulage et extrusion des métaux	10.59	11.54	12.20	13.04	13.58	14.02	14.88	14.94	16.27	16.57	15.34	16.07	17.82
301-309	Fabricated metal products - Fabrication des produits métalliques	10.94	11.23	11.48	12.12	12.65	13.39	14.09	14.63	15.26	14.91	15.04	15.90	16.16
301	Power boilers & heat exchangers - Chaudières à pression et échangeurs de chaleur	14.11	14.01	13.81	15.25	15.73	17.25	18.22	18.50	20.04	20.50	20.20	20.50	21.51
302	Fabricated structural metal products - Éléments de charpentes métalliques	12.99	12.89	13.25	13.98	14.52	15.18	15.57	17.23	16.60	16.43	16.59	17.17	16.69
303	Ornamental & architectural metal products - Produits métalliques d'ornement et d'architecture	11.08	10.88	10.98	11.56	11.85	13.06	13.17	13.50	13.51	13.25	12.75	13.72	14.59
304	Stamped, pressed & coated metal products Embout., matriçage et revêtement des métaux	9.97	10.45	10.54	11.05	11.87	12.54	13.50	13.91	14.80	14.18	14.74	15.17	15.96

Annual Estimates of Employment, Earnings and Hours, 1984-1996, Statistics Canada
Estimations annuelles de l'Emploi, des gains et de la durée du travail, 1984-1996, Statistique Canada

Table 5
Estimates of Average Hourly Earnings, for Employees paid by the Hour, by
Industry, Canada, Provinces and Territories.

Tableau 5
Estimations de la rémunération horaire moyenne, pour les salariés rémunérés à
l'heure, par industrie, Canada, provinces et territoires

SIC	Industry	DOLLARS												
		1984	1985	1986	1987	1988	1989	1990	1991	1992	1993	1994	1995	1996
1980														
CTI	Industrie													
CANADA														
305	Wire & wire products - Fil métallique et ses produits	\$12.42	\$12.47	\$13.22	\$13.84	\$13.65	\$14.05	\$14.54	\$15.25	\$16.10	\$15.91	\$16.00	\$16.71	\$16.33
306	Hardware, tools & cutlery - Articles de quincaillerie, d'outillage et coutellerie	10.96	11.15	11.31	12.55	13.07	13.73	14.22	14.69	15.45	15.79	15.09	15.22	16.93
307	Heating equipment - Matériel de chauffage	9.51	10.14	10.47	10.29	10.55	10.82	11.52	12.16	12.40	12.96	13.89	13.35	14.49
308	Machine shops - Ateliers d'usinage	11.23	11.68	12.42	12.28	12.86	13.90	15.10	14.77	15.61	13.93	14.27	15.27	15.48
309	Other metal fabricating - Autres produits en métal	9.25	9.89	10.28	10.93	11.42	11.54	12.53	13.40	14.27	14.97	14.91	18.68	16.94
311-319	Machinery (ex. elect. mach.) - Machinerie (sauf électrique)	11.10	11.65	12.05	12.69	13.15	13.63	14.64	15.40	16.08	16.06	16.38	16.87	17.44
311	Agricultural implements - Instruments aratoires	11.18	11.44	11.22	11.72	11.47	11.76	12.40	12.55	13.37	13.33	13.44	14.34	14.45
312	Commercial refrig. & air cond. equip. - Matériel commer. de réfrigération & climatisation	10.34	10.82	11.24	11.95	12.40	12.90	13.57	13.39	14.14	13.21	13.67	15.71	15.26
319	Other machinery & equipment - Autres machineries et équipements	11.16	11.76	12.19	12.84	13.37	13.85	14.97	15.88	16.62	16.70	16.96	17.22	17.99
321-329	Transportation equipment - Matériel de transport	12.52	13.16	13.75	14.09	14.82	15.45	16.27	17.39	17.93	18.59	19.44	19.78	19.77
321	Aircraft & aircraft parts - Aéronefs et pièces d'aéronefs	12.36	13.01	13.73	13.91	14.67	15.24	16.26	17.75	18.03	18.34	18.86	19.53	19.23
323	Motor vehicles - Véhicules automobiles	14.21	15.02	15.98	16.76	17.91	18.47	19.29	20.27	21.33	22.59	24.12	24.93	25.03
324	Truck & bus bodies & trailers - Carrosseries de camions, d'autobus et de remorques	10.43	10.66	11.35	11.85	11.89	12.51	12.97	13.23	13.01	13.47	13.79	13.08	14.40
325	Motor vehicle parts & accessories - Pièces et accessoires pour véhicules automobiles	12.06	12.55	12.89	13.31	13.96	14.51	15.08	15.86	16.33	16.88	17.66	17.74	17.84
326	Railroad rolling stock - Matériel ferroviaire roulant	12.20	12.92	13.83	14.13	14.94	15.99	16.74	17.68	17.74	18.84	19.71	20.09	19.63
327	Shipbuilding & repair - Construction et réparation de navires	13.95	14.16	14.58	14.81	15.45	16.27	17.35	17.51	18.24	18.03	18.86	20.16	18.62
328	Boatbuilding & repair - Construction et réparation d'embarcations	7.98	9.05	9.59	9.21	9.77	10.44	10.93	12.38	12.86	12.29	13.71
331-339	Electrical & electronic products - Produits électriques et électroniques	10.69	11.07	11.47	11.86	12.19	12.79	13.93	14.33	15.31	15.56	15.55	15.40	15.85
330	Electrical & electronic products n.e.c. - Produits électriques et électroniques n.c.a.	9.56	10.02	10.61	10.91	11.33	11.95	12.51	12.88	13.32	13.70	14.12	15.24	14.14
332	Major appliances (electric & non-elect.) - Gros appareils (électriques ou non)	10.78	11.15	11.54	11.97	12.38	13.10	13.65	14.37	14.30	14.94	15.05	15.61	14.67
335	Communication & other electronic equip. - Equip. de comm. et autre matériel électronique	11.44	11.81	12.01	12.34	12.55	12.88	14.63	15.03	15.95	16.85	16.24	15.13	16.78
336	Office, store & business machines - Machines pour bureaux, magasins et commerces	10.15	9.27	10.05	11.00	11.31	12.00	13.31	13.29	15.55	14.14	13.76	14.46	16.77
337	Electrical industrial equipment - Matériel électrique d'usage industriel	10.45	10.99	11.31	11.68	11.91	12.62	13.66	14.27	15.70	15.15	15.15	15.13	15.04
338	Communications & energy wire and cable - Fils et câbles électr. et de communication	12.24	13.14	13.67	13.99	14.39	15.36	16.79	16.31	17.86	17.02	19.24	19.88	16.84
351-359	Non-metallic mineral products - Produits minéraux non métalliques	12.13	12.41	12.86	13.27	13.66	14.42	14.82	15.74	16.52	16.62	16.53	17.04	17.39
350	Non-metallic mineral products n.e.c. - Produits minéraux non métalliques n.c.a.	10.93	11.60	12.13	12.44	12.76	13.44	13.76	14.92	16.06	16.18	15.75	16.96	17.59
352	Hydraulic Cement - Ciment hydraulique	15.62	15.94	15.95	16.63	17.16	18.28	18.93	19.83	20.91	21.60	22.77	23.06	22.87
354	Concrete products - Produits en béton	11.58	10.88	11.19	12.09	12.90	13.93	14.43	15.10	15.81	15.60	15.11	15.93	15.93
355	Ready-mix concrete - Béton préparé	12.84	13.52	14.14	14.32	14.50	15.40	15.62	16.73	17.14	17.47	18.07	18.34	17.94
356	Glass & glass products - Verre et articles en verre	12.00	12.36	12.78	13.08	13.57	14.02	14.55	15.38	15.66	15.70	15.63	15.93	16.53
361-369	Refined petroleum & coal products - Produits raffinés du pétrole et du charbon	17.97	18.57	18.08	19.02	19.92	21.05	20.77	16.10	15.63	19.10	19.41	18.82	18.94
361	Refined petroleum products - Produits raffinés du pétrole	18.00	18.66	18.15	19.31	20.24	21.40	21.26	16.15	15.61	19.73	20.04	19.55	19.08
369	Other petroleum & coal products - Autres ind. des prod. du pétrole et du charbon	17.27	16.96	16.92	15.93	16.68	17.49	15.19	15.54	15.86	16.58	17.23	16.59	18.45

Annual Estimates of Employment, Earnings and Hours, 1984-1996, Statistics Canada
 Estimations annuelles de l'Emploi, des gains et de la durée du travail, 1984-1996, Statistique Canada

Table 5

Estimates of Average Hourly Earnings, for Employees paid by the Hour, by Industry, Canada, Provinces and Territories.

Tableau 5

Estimations de la rémunération horaire moyenne, pour les salariés rémunérés à l'heure, par industrie, Canada, provinces et territoires

SIC 1980 CTI	Industry Industrie	DOLLARS												
		1984	1985	1986	1987	1988	1989	1990	1991	1992	1993	1994	1995	1996
CANADA														
371-379	Chemical & chemical products - Produits chimiques	\$11.71	\$12.19	\$12.70	\$13.27	\$13.77	\$14.35	\$15.18	\$16.31	\$16.75	\$17.19	\$17.30	\$16.83	\$17.20
371	Industrial chemicals n.e.c. - Produits chimiques d'usage industriel n.c.a.	14.13	14.93	15.67	16.07	16.88	17.38	18.60	20.09	20.77	21.58	22.61	22.16	21.00
372	Agricultural chemicals - Produits chimiques d'usage agricole	10.42	11.21	11.85	12.01	12.41	13.26	14.33	14.88	15.78	16.34	16.10	15.72	16.66
373	Plastic & synthetic resin - Matières plastiques et résines synthétiques	12.95	13.01	12.95	13.26	13.62	14.57	14.41	14.60	15.59	17.01	15.63	15.19	17.52
374	Pharmaceuticals & medicine - Produits pharmaceutiques et médicaments	9.44	10.29	11.14	11.76	12.01	12.48	13.21	14.48	15.03	16.41	16.34	16.73	16.97
375	Paint & varnish - Peintures et vernis	9.86	10.00	10.66	10.93	11.47	11.96	12.50	13.18	13.71	13.59	13.67	14.30	15.33
376	Soap & cleaning compounds - Savons et composés pour nettoyage	11.57	11.88	12.27	13.20	13.43	13.81	14.78	15.77	16.24	16.85	18.00	17.01	17.67
377	Toilet preparations - Produits de toilette	9.27	9.09	9.74	9.95	10.27	10.36	11.21	12.46	12.25	12.45	13.26	13.26	13.12
379	Other chemical products - Autres produits chimiques	12.13	12.55	12.95	13.93	14.80	15.54	16.26	16.84	17.25	16.31	15.53	14.84	16.02
391-399	Other manufacturing industries - Autres industries manufacturières	9.65	10.13	10.05	10.72	11.02	11.86	12.48	12.35	11.77	12.52	12.84	12.74	14.06
401-449	Construction - Construction	13.81	14.04	14.22	14.69	15.06	16.07	16.95	17.60	17.73	17.74	17.78	18.57	18.24
401-402	Bldg. developing & general contracting - Constructeurs, promoteurs et entrep. généraux	12.71	12.78	13.09	13.86	14.04	15.06	16.14	16.61	16.28	16.18	16.42	16.87	17.17
401	Residential building & development - Promotion et construction de bâtiments résidentiels	11.60	11.68	12.01	12.75	12.95	13.91	14.83	14.86	14.72	14.76	14.92	15.91	15.96
402	Non-residential building & development - Promotion & constr. de bâtiments non résidentiels	14.75	14.82	15.14	15.94	16.11	17.25	18.51	19.28	19.44	19.42	19.22	18.69	19.43
411-412	Industrial & heavy (engineering) construction - Constr. lourde et industrielle (génie)	14.61	15.43	15.74	16.06	16.46	17.55	18.47	18.70	18.89	19.06	19.21	20.12	20.10
411	Industrial const. (other than buildings) - Constr. industrielle (autre que bâtiment)	16.89	17.05	17.44	17.87	18.57	19.75	20.62	20.31	20.84	22.95	22.20	22.48	21.36
412	Highway & heavy const. - Constr. de routes et constr. lourde	14.00	15.00	15.24	15.59	15.88	16.91	17.84	18.29	18.48	17.85	18.08	19.10	19.70
421-429	Trade contracting - Entrepreneurs spécialisés	14.20	14.31	14.48	14.80	15.25	16.28	17.03	17.85	18.02	17.98	17.91	18.80	18.12
441-449	Services incidental to construction - Services relatifs à la construction	10.72	11.26	11.09	12.37	12.61	13.30	13.63	13.59	15.85	15.31	15.83	15.90	17.86
041-449	Goods producing industries - Branches productrices de biens	12.02	12.45	12.74	13.15	13.65	14.44	15.23	15.97	16.37	16.62	16.84	17.15	17.48
451-499	Transportation, storage, comm. & other utilities - Transp., entreposage, comm. et autres services publics	13.42	13.69	14.16	14.20	14.42	14.90	15.58	16.47	17.35	17.85	17.96	18.06	18.34
451-479	Transportation & storage - Transport et entreposage	13.39	13.64	14.11	13.83	14.01	14.44	15.05	15.88	16.62	16.92	17.03	16.95	17.21
451-459	Transportation - Transport	13.36	13.61	14.08	13.79	13.99	14.45	15.06	15.90	16.64	17.00	17.09	17.00	17.25
451	Air transport - Transport aérien	11.36	12.73	12.80	12.01	10.44	10.89	13.29	14.41	15.29	14.08	15.50	14.35	14.88
452	Services incidental to air transport - Services relatifs au transport aérien	10.79	11.39	12.12	11.60	12.62	12.63	12.96	12.71	12.70	13.39	13.48	13.92	15.28
453	Railway transport & related services - Transport et services ferroviaires	13.99	14.28	15.04	14.05	14.90	15.75	16.46	17.39	17.82	18.52	19.28	19.22	19.54
454	Water transport - Transport par eau	14.19	15.11	15.94	15.89	15.68	15.62	17.12	19.22	20.46	20.85	20.73	19.20	20.39
455	Services incidental to water transport - Services relatifs au transport par eau	20.44	21.50	21.36	20.46	19.72	20.35	20.73	24.24	24.32	25.94	25.51	26.43	24.37
456	Truck transport - Camionnage	13.29	13.13	13.15	13.30	13.68	13.87	14.27	14.65	15.29	15.46	15.10	15.06	15.82
457	Public passenger transit systems - Transport en commun	11.61	12.38	13.34	13.64	13.77	14.37	15.13	16.28	17.57	17.84	17.78	18.18	17.72

Annual Estimates of Employment, Earnings and Hours, 1984-1996, Statistics Canada
Estimations annuelles de l'emploi, des gains et de la durée du travail, 1984-1996, Statistique Canada

Table 5

Estimates of Average Hourly Earnings, for Employees paid by the Hour, by Industry, Canada, Provinces and Territories.

Tableau 5

Estimations de la rémunération horaire moyenne, pour les salariés rémunérés à l'heure, par industrie, Canada, provinces et territoires

SIC 1980 CTI	Industry Industrie	DOLLARS												
		1984	1985	1986	1987	1988	1989	1990	1991	1992	1993	1994	1995	1996
CANADA														
458-459	Transportation n.e.c. - Transport n.c.a.	\$11.04	\$11.68	\$12.22	\$12.53	\$12.28	\$13.05	\$13.94	\$14.64	\$15.32	\$15.53	\$16.10	\$15.93	\$16.39
461-461	Pipeline transport - Transports par pipelines	17.88	17.81	17.58	17.44	17.71	18.09	19.50	20.12	21.15	21.95	20.46	23.55	20.36
471-479	Storage & warehousing - Entreposage et emmagasinage	14.12	14.24	14.77	14.74	14.10	13.42	13.73	14.25	15.04	14.41	15.07	15.28	16.14
471	Grain elevators - Silos à grain	15.50	15.60	16.69	16.87	16.37	16.11	16.39	17.47	17.70	19.72	19.95	19.49	19.99
479	Other storage & warehousing - Autres entreposage et emmagasinage	12.57	13.12	13.32	12.98	12.35	12.00	12.60	12.96	13.72	13.06	13.39	14.06	15.09
481-499	Communication & other utilities - Communications et autres services publics	13.49	13.83	14.30	14.99	15.33	15.85	16.61	17.54	18.75	19.65	19.74	20.03	20.21
481-484	Communication - Communications	12.28	12.46	12.80	13.46	13.71	14.14	14.53	15.14	16.46	17.82	17.88	18.32	18.60
481	Telecommunication broadcasting - Diffusion des télécommunications	11.93	12.30	13.34	13.76	13.83	12.40	13.75	14.60	15.12	17.59	16.79	18.20	17.87
482	Telecommunication carriers - Transmission des télécommunications	13.86	14.23	14.76	14.84	14.69	14.94	15.18	16.30	18.15	20.59	20.98	21.66	21.93
483	Other telecommunication - Autres télécommunications	8.16	8.88	9.48	9.82	10.69	10.71	11.14	11.66	10.68	10.95	12.11	14.17	15.26
484	Postal & courier service - Services postaux et services de messagers	8.51	8.52	8.62	10.25	11.20	13.37	13.36	12.43	13.28	13.74	14.05	13.95	14.61
491-499	Other Utilities - Autres services publics	14.38	14.92	15.56	16.22	16.66	17.33	18.41	19.63	20.59	21.07	21.27	21.65	21.99
491	Electric power systems - Énergie électrique	15.57	16.19	16.90	17.73	18.35	18.93	20.14	21.39	22.45	23.05	23.44	23.82	23.94
492	Gas distribution systems - Distribution de gaz	13.96	14.45	15.11	15.68	15.86	16.64	17.43	18.82	20.19	20.51	21.02	20.89	21.85
493	Water systems - Distribution d'eau	12.07	12.71	12.94	13.51	14.04	14.71	15.27	15.99	16.93	17.60	18.05	18.48	18.95
499	Other utilities n.e.c. - Autres services publics n.c.a.	11.47	11.92	12.58	12.64	12.87	14.02	14.64	15.78	16.18	16.45	16.50	16.82	17.23
501-692	Trade - Commerce	7.88	8.06	8.33	8.58	8.88	9.24	9.70	10.13	10.49	10.62	10.86	11.06	11.55
501-599	Wholesale Trade - Commerce de gros	9.27	9.59	9.98	10.33	10.61	11.09	11.76	12.06	12.46	12.51	12.89	12.86	13.38
501-501	Farm products - Produits agricoles	8.99	9.91	10.55	10.94	11.35	11.30	11.28	11.52	11.78	10.27	10.19	9.80	10.91
511-511	Petroleum products - Produits pétroliers	9.92	10.12	10.63	11.30	12.20	12.21	12.10	12.71	13.15	13.10	12.81	12.58	13.43
521-524	Food, beverage, drug & tobacco - Produits alimentaires, boissons, médicaments et tabac	9.78	9.62	10.58	11.08	10.93	11.21	11.74	12.24	12.59	12.56	13.28	12.59	13.16
523-524	Drug & tobacco - Médicaments & tabac	8.02	8.14	8.41	9.64	9.66	9.93	10.75	11.85	12.17	11.26	12.51	11.04	13.15
521	Food - Produits alimentaires	9.95	9.72	10.82	11.26	11.10	11.38	11.86	12.22	12.43	12.48	13.40	12.77	13.04
522	Beverages - Boissons	9.80	9.74	10.28	10.67	10.57	10.65	11.79	13.41	15.73	17.42	13.66	16.30	15.43
531-532	Apparel & dry goods - Vêtements et mercerie	6.07	7.29	7.49	6.72	6.94	7.76	8.70	8.60	9.92	9.31	10.81	10.54	11.22
531	Apparel - Vêtements	6.61	8.24	8.30	7.32	7.29	8.10	9.02	8.68	9.93	9.26	10.91	10.46	11.14
532	Dry goods - Tissus et articles de mercerie	5.32	5.87	6.11	6.01	6.56	7.34	8.29	8.41	9.87	9.55	10.53	10.82	11.51
541-543	Household goods - Articles ménagers	8.30	8.07	8.67	9.23	9.42	9.32	10.97	10.80	11.23	11.03	11.55	11.68	13.12
541	Electr. & electronic household appl. & parts - App. ménagers élect. et électroniques et pièces	8.60	9.31	9.21	8.95	8.95	11.79	12.65	10.50	11.11	10.37	11.10	11.63	13.82
542	Household furniture - Meubles de maison	8.05	7.70	8.36	9.01	9.76	8.90	10.27	10.41	11.67	10.19	11.30	11.38	12.17
543	Household furnishings - Accessoires ménagers	8.30	7.93	8.64	9.31	9.51	8.95	10.47	10.93	11.20	11.36	11.84	11.84	12.84
551-552	Motor vehicles, parts & accessories - Véhicules auto., pièces et accessoires	10.34	10.55	10.58	11.26	12.18	12.47	13.17	12.99	13.28	13.79	13.57	13.94	14.11
551	Motor vehicles - Véhicules automobiles	12.29	12.54	12.45	13.19	14.29	14.70	15.42	15.44	16.06	15.80	15.21	15.63	14.67
552	Motor vehicles parts & accessories - Pièces et accessoires de véhicules automobiles	8.94	9.13	9.19	9.90	10.71	10.94	11.63	11.54	12.16	12.82	12.87	13.12	13.83
561-563	Metals, hardware, plumbing, heating & building materials - Métaux, quincaillerie, matér. de plomberie, de chauffage et de construction	8.68	9.19	9.51	9.99	10.00	10.49	11.27	11.92	11.97	11.84	12.37	12.30	12.91
561	Metal & metal products - Métaux et produits en métal	13.88	13.84	13.02	13.77	13.94	15.47	15.17	15.45	15.45	15.27	16.89	15.53	15.84
562	Hardware, plumbing, heating & air cond. equip supplies - Quincaillerie, mat. & fournitures de plomb. chauffage et de climatisation	8.55	9.02	9.31	9.26	10.22	10.58	11.78	12.57	12.41	13.41	13.02	12.96	14.07
563	Lumber & building materials - Bois et matériaux de construction	8.13	8.59	9.07	9.67	9.18	9.84	10.56	11.22	11.36	10.98	11.27	11.36	11.88

Annual Estimates of Employment, Earnings and Hours, 1984-1996, Statistics Canada
Estimations annuelles de l'emploi, des gains et de la durée du travail, 1984-1996, Statistique Canada

Table 5
Estimates of Average Hourly Earnings, for Employees paid by the Hour, by
Industry, Canada, Provinces and Territories.

Tableau 5
Estimations de la rémunération horaire moyenne, pour les salariés rémunérés à
l'heure, par industrie, Canada, provinces et territoires

SIC 1980 CTI	Industry Industrie	DOLLARS												
		1984	1985	1986	1987	1988	1989	1990	1991	1992	1993	1994	1995	1996
CANADA														
571-579	Machinery, equipment & supplies - Machines, matériel et fournitures	\$9.97	\$10.48	\$10.61	\$10.62	\$11.22	\$12.20	\$12.91	\$12.94	\$13.92	\$13.66	\$14.13	\$14.29	\$14.51
571	Farm machinery, equipment & supplies - Machines, matériel et fournitures agricoles	8.08	8.10	8.61	9.00	9.42	9.47	10.99	11.27	12.49	12.24	12.16	12.09	12.38
572	Const., forest. & mining mach. equip. & suppl.- Mach., mat. & fourni. (const., forêts, mines)	13.10	13.71	13.54	14.21	14.19	15.07	16.21	16.75	17.20	17.73	18.40	19.30	19.03
573	Industrial machinery, equipment & supplies - Machines, matériel et fournitures industriels	11.00	11.62	11.87	12.40	13.18	13.70	14.88	13.90	14.72	14.99	15.16	14.91	15.56
574	Electrical & electronic mach. equip. & supplies - Machines, matér., fournit. électric. & électro.	9.30	10.06	10.00	9.18	10.07	12.69	11.96	12.53	12.68	13.15	13.61	13.62	13.88
579	Other machinery, equipment & supplies - Autres machines, matériel et fournitures	9.82	10.23	10.60	10.89	11.37	11.80	12.80	12.63	13.97	12.58	13.23	13.45	13.72
591-599	Other wholesale products - Autres produits divers, commerce de gros	8.05	8.26	8.62	8.50	8.65	9.13	9.74	10.03	10.76	11.61	11.61	11.94	12.38
601-692	Retail trade - Commerce de détail	7.47	7.65	7.88	8.11	8.40	8.69	9.09	9.56	9.90	10.03	10.19	10.45	10.83
601-603	Food, beverage and drug - Aliments, boissons et médicaments	8.48	8.54	8.69	8.94	9.24	9.33	9.59	9.98	10.65	10.68	10.72	10.95	10.95
601	Food stores - Magasins d'alimentation	8.60	8.58	8.67	8.88	9.20	9.15	9.39	9.73	10.32	10.30	10.40	10.65	10.58
602	Liquor, wine & beer stores - Magasins de spiritueux, vin et bière	10.96	10.62	10.86	11.48	11.88	12.69	13.04	14.19	14.68	15.15	15.06	14.46	15.62
603	Prescription drugs & patent medicine stores - Mag. de médicaments sur ordonnance & brevetés	7.18	7.55	7.74	8.20	8.45	8.95	9.46	9.88	10.80	11.07	10.93	11.19	10.81
611-615	Shoe, apparel, fabric & yarn - Chaussures, vêtements, tissus et filés	5.77	6.17	6.38	6.61	6.98	7.13	7.39	7.86	7.92	8.17	8.51	8.60	8.80
611	Shoe stores - Magasins de chaussures	5.83	6.26	6.37	6.63	7.04	7.41	7.59	7.78	8.07	8.24	8.73	8.65	8.83
612	Men's clothing stores - Magasins de vêtements pour hommes	6.29	6.69	7.02	7.46	8.37	7.85	7.50	8.83	8.84	9.19	10.01	10.11	10.47
613	Women's clothing stores - Magasins de vêtements pour dames	5.70	6.02	6.27	6.54	6.83	7.12	7.47	7.82	7.95	8.08	8.22	8.26	8.53
614	Clothing stores n.e.c. - Magasins de vêtements n.c.a.	5.75	6.27	6.32	6.54	6.74	6.97	7.35	7.71	7.71	8.03	8.38	8.66	8.87
615	Fabric & yarn stores - Magasins de tissus et de filés	5.13	5.52	5.52	5.41	5.57	5.81	6.09	6.61	6.95	7.22	7.52	7.56	7.57
621-623	Household furniture, appliances & furnishings - Meubles, appareils et accessoires de maison	6.91	6.98	7.34	7.60	8.13	8.49	9.03	9.18	9.43	9.68	10.33	10.40	10.90
621	Household furniture stores - Magasins de meubles de maison	7.42	7.52	7.52	7.78	8.16	8.79	9.37	9.33	9.66	10.12	10.45	10.51	11.28
622	Appliance, TV, radio & stereo stores - Magasins ménagers, tv, radio & appar. stéréo	6.82	6.71	7.88	7.72	8.44	8.47	9.11	9.27	9.50	10.06	10.46	10.52	10.83
623	Household furnishings stores - Magasins d'accessoires d'ameublement	6.49	6.65	6.62	7.28	7.85	8.17	8.55	8.94	9.10	8.53	9.96	10.10	10.46
631-639	Auto vehicles, parts & access., sales & serv. Véhicules autos, pièces & access., vente & serv.	7.50	7.80	8.25	8.54	8.80	9.40	9.90	10.40	10.46	10.81	11.08	11.40	12.67
631	Automobile dealers - Concessionnaires d'automobiles	8.18	8.64	9.45	10.06	10.57	11.02	11.82	12.87	13.39	13.61	13.66	13.64	15.31
632	Recreational vehicle dealers - Marchands de véhicules de loisir	8.37	8.74	9.48	9.65	9.78	9.90	10.13	9.77	11.06	11.81	11.70	12.06	12.94
633	Gasoline service stations - Stations-service	6.20	6.32	6.56	6.77	7.04	7.51	7.80	7.88	7.90	7.58	7.95	8.46	8.93
634	Automotive parts & accessories stores - Mag. de pièces et accessoires pour automobiles	7.48	7.48	7.64	8.09	8.35	8.60	9.54	9.50	9.00	9.47	10.11	10.07	10.89
635	Motor vehicle repair shops - Ateliers de réparation d'automobiles	8.42	8.86	9.38	9.51	9.86	10.67	11.06	12.09	12.07	12.59	11.99	12.17	12.84
639	Other motor vehicle services - Autres services pour automobiles	5.86	5.98	6.18	6.35	6.84	7.42	7.59	7.92	8.09	8.24	9.39	10.10	10.33
641-641	General merchandise stores - Magasins de marchandises diverses	7.78	7.75	7.81	7.95	8.10	8.32	8.90	9.49	9.78	9.69	9.52	9.64	9.79
651-692	Other retail n.e.c. - Autres commerces de détail n.c.a.	5.85	6.13	6.46	6.57	6.93	7.27	7.56	8.19	8.47	8.59	8.93	9.47	9.68

Annual Estimates of Employment, Earnings and Hours, 1984-1996, Statistics Canada
 Estimations annuelles de l'Emploi, des gains et de la durée du travail, 1984-1996, Statistique Canada

Table 5
Estimates of Average Hourly Earnings, for Employees paid by the Hour, by
Industry, Canada, Provinces and Territories.

Tableau 5
Estimations de la rémunération horaire moyenne, pour les salariés rémunérés à
l'heure, par industrie, Canada, provinces et territoires

SIC 1980 CTI	Industry Industrie	DOLLARS												
		1984	1985	1986	1987	1988	1989	1990	1991	1992	1993	1994	1995	1996
CANADA														
	701-761 Finance, insurance & real estate - Finances, assur. & affaires immobilières	\$7.95	\$8.22	\$8.58	\$8.96	\$9.49	\$10.13	\$10.57	\$11.07	\$11.24	\$11.71	\$12.30	\$12.75	\$13.07
	701-749 Finance & insurance - Intermédiaires financiers et assurances	7.93	8.12	8.60	8.81	9.48	9.93	10.17	11.33	11.55	12.34	12.69	13.11	13.61
	701-709 Deposit accepting intermediaries - Intermédiaires financiers de dépôts	8.31	8.23	8.77	8.89	9.01	9.88	10.14	10.92	11.35	11.45	12.23	12.10	12.12
	701-702 Banks - Banques	8.50	8.29	8.81	8.97	9.17	10.04	10.37	10.90	11.29	11.60	11.65	11.79	12.22
	703 Trust Companies - Sociétés de fiducie	8.43	8.32	8.89	8.95	9.08	9.86	10.22	10.77	10.93	10.84	11.36	11.45	11.85
	705 Credit unions - Caisses d'épargne et de crédit	8.03	8.14	8.69	8.79	8.79	9.64	9.77	11.00	11.61	11.44	13.32	12.76	12.01
	711-712 Consumer & business financing intermediaries - Crédit à la consommation et aux entreprises	7.83	7.08	6.95	7.57	8.50	8.92	8.77	9.09	11.71	18.05	12.71	21.59	15.01
	721-729 Investment intermediaries - Intermédiaires d'investissement	6.94	7.45	7.59	8.10	10.10	9.57	9.56	11.74	10.97	13.06	13.12	13.85	15.31
	731-733 Insurance - Assurances	10.16	10.73	11.26	10.99	11.66	12.79	13.56	14.58	15.28	15.53	15.36	16.04	16.02
	741-749 Other financial intermediaries - Autres intermédiaires financiers	8.62	8.64	8.51	9.41	11.92	12.51	12.62	12.04	10.51	11.39	13.17	13.65	16.99
	751-761 Real estate operators & insurance agent - Services immobiliers & agences d'assurances	7.97	8.33	8.56	9.13	9.51	10.38	11.08	10.67	10.70	10.78	11.70	12.19	12.14
	751-759 Real estate operators (exc'l developers) - Services immobiliers (sauf lotisseurs)	8.16	8.54	8.51	9.41	9.94	10.76	10.82	10.08	10.89	10.62	11.42	11.62	11.36
	761-761 Insurance & real estate agent - Agences d'assur. et agences immobilières	7.20	7.26	8.77	8.12	8.24	8.97	11.62	11.72	10.13	11.19	12.18	13.17	13.04
	771-779 Comm., business & pers. services - Services 851-999 socio-culturels, comm. et pers.	8.32	8.62	8.90	9.36	9.75	10.47	11.06	11.91	12.42	12.70	12.78	12.89	13.29
	771-779 Business services - Services aux entreprises	7.40	7.67	7.85	8.70	9.59	10.94	11.55	12.31	12.46	12.58	13.00	12.61	13.64
	771 Employment agencies & personnel suppliers - Bureaux de placement et location de pers.	6.09	6.89	7.05	8.28	8.56	10.48	10.20	11.36	11.75	11.32	11.57	11.18	10.92
	772 Computer & related services - Services informatiques et services connexes	7.11	7.39	6.41	8.15	9.34	12.37	13.94	13.00	14.01	14.18	15.77	15.13	16.79
	773 Accounting & bookkeeping services - Serv. de comptabilité et tenue de livres	5.59	5.90	6.01	6.83	8.04	7.92	9.79	11.25	10.47	11.19	11.82	11.11	12.24
	774 Advertising services - Services de publicité	12.14	12.58	13.31	12.68	14.66	15.45	13.63	13.06	11.31	10.56	12.66	11.38	12.91
	775 Arch., eng. & other scientific & tech. serv. - Arch., ingénieurs et autres serv. scient. et tech.	10.30	11.36	11.00	12.25	13.65	14.35	15.88	16.88	17.92	18.30	17.64	18.29	18.06
	776 Offices of lawyers & notaries - Études d'avocats et de notaires	7.71	7.33	7.46	7.84	8.01	9.93	10.78	12.12	12.41	12.48	12.95	13.85	14.20
	777 Management consulting services - Bureaux de conseils en gestion	6.84	7.09	8.52	8.62	9.60	10.69	10.95	11.38	11.25	12.57	13.98	13.40	14.37
	779 Other business services - Autres services aux entreprises	6.41	6.54	6.46	7.22	7.74	8.46	9.15	9.89	10.11	10.29	10.79	10.58	11.04
	851-859 Educational & related services - Services d'enseignement et services annexes	6.35	6.53	7.04	7.17	7.12	8.42	9.49	11.16	11.45	12.32	12.87	11.84	12.68
	851-853 Educational services - Services d'enseignement	10.00	10.28	10.58	11.02	11.57	12.02	12.63	13.35	13.77	14.06	13.95	14.18	14.95
	851 Elementary & secondary education - Enseignement élémentaire et secondaire	10.20	10.52	10.85	11.25	11.76	12.19	12.74	13.50	14.00	14.27	14.17	14.46	15.49
	852 Post-second. non-university education - Enseignement postsecondaire non univers.	10.23	10.27	10.43	10.89	11.63	12.20	12.97	13.90	14.58	14.88	14.86	14.78	15.09
	853 University education - Enseignement universitaire	9.63	9.92	10.22	10.75	11.27	11.70	12.34	12.87	13.07	13.37	13.21	13.47	13.58
	854-859 Libraries, museums & other educational serv. - Biblio., musées & autres serv. d'enseignement	6.35	6.53	7.04	7.17	7.12	8.42	9.49	11.16	11.45	12.32	12.87	11.84	12.68
	854 Library services - Bibliothèques	6.04	6.38	7.00	6.83	6.84	8.53	8.92	10.81	11.47	11.99	12.32	12.21	12.40
	855 Museums & archives - Musées et archives	5.58	5.43	6.09	6.35	6.03	7.23	8.24	10.28	10.51	11.29	12.86	11.99	13.04

Annual Estimates of Employment, Earnings and Hours, 1984-1996, Statistics Canada
 Estimations annuelles de l'Emploi, des gains et de la durée du travail, 1984-1996, Statistique Canada

Table 5

Estimates of Average Hourly Earnings, for Employees paid by the Hour, by Industry, Canada, Provinces and Territories.

Tableau 5

Estimations de la rémunération horaire moyenne, pour les salariés rémunérés à l'heure, par industrie, Canada, provinces et territoires

SIC 1980 CTI	Industry Industrie	DOLLARS												
		1984	1985	1986	1987	1988	1989	1990	1991	1992	1993	1994	1995	1996
CANADA														
859	Other educational services - Autres services d'enseignement	\$8.80	\$7.80	\$8.54	\$8.96	\$9.16	\$9.13	\$11.24	\$13.09	\$12.83	\$14.09	\$13.60	\$11.42	\$12.76
861-869	Health & social services - Services de soins de santé et services sociaux	10.99	11.42	11.86	12.46	12.98	13.66	14.52	15.60	16.20	16.72	16.83	16.88	17.16
861,862 & 864	Inst. health & soc. serv., in/out social services institutions - Établ. de santé & serv. soc. en/hors institution	11.14	11.59	12.00	12.63	13.14	13.84	14.77	15.90	16.61	17.14	17.35	17.38	17.59
861	Hospitals - Hôpitaux	12.10	12.57	12.92	13.70	14.21	14.98	16.04	17.24	18.09	18.76	18.98	19.10	19.20
862	Other institutional health & social services - Autres établ. de soins de santé & serv. sociaux	8.93	9.28	10.02	10.34	10.78	11.38	12.02	12.90	13.66	14.13	14.06	14.41	14.75
864	Non-institutional social services - Services sociaux hors institution	8.28	8.51	9.29	9.51	9.96	10.30	10.84	11.70	11.12	11.91	11.95	11.99	13.30
863 & 865-869	Other health & social services n.e.c. - Autres services de soins de santé et sociaux n.c.a.	9.34	9.74	10.55	11.08	11.83	12.49	13.02	13.84	13.77	14.20	13.92	14.39	15.53
863	Non-institutional health services - Services de soins de santé hors institution	12.45	12.50	13.16	15.17	16.63	16.49	16.56	17.67	15.73	15.63	16.56	17.08	17.61
865	Private practice of physicians, surgeons & dentist - Cabinets privés de médecins chirurgiens, dentistes	8.01	8.71	9.34	9.26	10.27	10.97	11.63	12.67	13.30	14.04	12.77	13.30	14.70
866	Offices of other health practitioners - Cabinets d'autres praticiens de la santé	6.78	8.16	8.62	8.20	8.23	9.85	10.58	11.01	10.32	10.85	11.27	12.33	13.54
868	Medical & other health laboratories - Laboratoires médicaux et autre lab. de santé	10.14	10.53	11.38	12.45	13.31	13.31	13.95	14.46	15.38	15.52	15.38	15.23	16.35
869	Health & social service assn's & agencies - Assoc. & org. de santé et de services sociaux	9.56	10.20	11.19	11.53	12.09	12.07	13.22	14.30	14.60	14.89	14.63	15.12	16.05
911-922	Accommodation, food & beverage services - Hébergement et restauration	5.40	5.57	5.71	5.92	6.13	6.54	6.86	7.15	7.42	7.59	7.84	7.97	8.34
911-914	Accommodation services - Services d'hébergement	6.01	6.31	6.52	6.80	6.98	7.44	7.87	8.18	8.65	8.81	8.96	9.20	9.64
912-914	Other accommodation services n.e.c. - Autres services d'hébergement n.c.a.	5.61	6.18	6.14	6.54	6.29	6.42	7.59	7.70	9.71	8.56	8.70	8.87	9.21
911	Hotels, motels & tourist courts - Hôtels, motels et camps pour touristes	6.02	6.31	6.53	6.82	7.02	7.50	7.88	8.22	8.53	8.84	8.98	9.23	9.68
921-922	Food & beverage services - Services de la restauration	5.17	5.30	5.42	5.60	5.81	6.22	6.49	6.77	6.96	7.18	7.46	7.57	7.91
921	Food services - Services de restauration	5.12	5.25	5.37	5.55	5.75	6.17	6.43	6.72	6.95	7.18	7.47	7.58	7.91
922	Taverns, bars & night clubs - Tavernes, bars et boîtes de nuit	5.64	5.75	5.89	6.08	6.33	6.71	7.03	7.26	7.06	7.17	7.29	7.41	7.79
961-999	Miscellaneous services - Services divers	7.62	7.99	8.09	8.48	8.48	9.08	9.54	9.84	10.20	10.42	10.69	10.96	11.42
961-969	Amusement & recreational services - Services de divertissements et de loisirs	7.75	7.94	7.96	8.47	8.37	9.54	10.18	10.20	10.74	10.82	11.02	11.24	11.60
960	Other amusement & recreational services n.e.c. - Autres serv. de divertis. et de loisirs n.c.a.	7.97	8.06	8.34	8.85	8.66	9.77	10.24	10.33	11.09	11.71	11.95	11.96	12.15
961	Motion picture, audio & video prod. & distr. - Prod. & distr. films et mat. audiovisuel	8.49	9.76	6.66	9.22	10.10	13.39	14.08	14.95	15.65	11.81	13.30	14.15	14.01
962	Motion picture exhibition - Projection de films cinématographiques	7.45	7.57	7.48	7.18	7.37	8.53	8.98	9.42	10.34	10.39	8.61	8.15	8.20
965	Sports & recreation clubs & services - Clubs sportifs et services de loisir	7.46	7.69	7.83	8.16	7.87	8.81	9.29	9.22	9.38	9.39	9.39	9.65	10.22
971-979	Personal services (exc'l private households) - Services personnels (excl. ménages)	5.79	6.17	6.18	6.48	6.79	7.31	7.74	8.12	8.65	8.59	8.90	9.12	9.83
971	Barber & beauty shops - Salons de coiffure et salons de beauté	5.36	5.49	5.46	5.75	6.02	6.86	6.93	7.09	7.61	7.70	7.96	8.39	9.08
972	Laundries & cleaners - Serv. de blanchissage et de nettoyage à sec	6.50	6.92	7.00	6.92	7.08	7.49	8.07	8.46	9.12	8.90	9.69	9.60	10.50
973	Funeral services - Pompes funèbres	7.12	7.18	7.85	8.96	8.64	9.59	10.37	11.59	11.63	11.88	10.78	11.62	11.98
979	Other personal & household services - Autres services personnels et domestiques	5.39	6.20	6.36	6.75	7.32	7.26	7.65	8.44	8.37	9.01	8.77	8.63	8.87
982-986	Membership organizations - Associations	7.12	7.94	7.92	8.54	9.05	10.00	10.86	10.78	10.37	12.07	11.49	11.96	12.68

Annual Estimates of Employment, Earnings and Hours, 1984-1996, Statistics Canada
Estimations annuelles de l'emploi, des gains et de la durée du travail, 1984-1996, Statistique Canada

Table 5
Estimates of Average Hourly Earnings, for Employees paid by the Hour, by
Industry, Canada, Provinces and Territories.

Tableau 5
Estimations de la rémunération horaire moyenne, pour les salariés rémunérés à
l'heure, par industrie, Canada, provinces et territoires

SIC 1980 CTI	Industry Industrie	DOLLARS												
		1984	1985	1986	1987	1988	1989	1990	1991	1992	1993	1994	1995	1996
CANADA														
991-999	Other services - Autres services	\$8.40	\$8.87	\$9.15	\$9.42	\$9.21	\$9.27	\$9.45	\$10.09	\$10.36	\$10.35	\$10.87	\$11.20	\$11.41
990	Other services n.e.c. - Autres services n.c.a.	9.35	9.79	10.17	10.40	10.44	10.69	10.52	11.25	11.33	10.96	11.69	11.80	12.14
992	Automobile & truck rental & leasing services - Serv. de location d'automobiles et de camions	9.87	9.87	10.55	10.30	10.33	9.68	9.39	10.44	11.49	11.62	11.77	12.62	13.43
993	Photographers - Photographes	7.43	7.85	8.23	9.12	9.78	9.24	9.56	9.74	9.64	9.06	9.90	9.95	10.74
995	Services to buildings & dwellings - Serv. relatifs aux bâtiments et habitations	6.80	7.08	7.43	7.90	7.63	7.45	8.07	8.38	9.12	9.51	9.46	9.94	9.65
996	Travel services - Services de voyages	7.18	8.14	8.19	7.67	7.13	7.15	8.07	9.64	10.02	10.57	11.48	12.06	12.86
451-484	Service producing industries - Branches													
501-999	productrices de services	8.80	9.02	9.28	9.53	9.91	10.41	10.92	11.66	12.21	12.44	12.60	12.73	13.15
041-999	Industrial aggregate - Ensemble des													
	industries	10.16	10.47	10.74	11.08	11.50	12.13	12.64	13.29	13.75	13.96	14.16	14.34	14.71
NEWFOUNDLAND TERRE-NEUVE														
061-092	Mining (incl. milling), quarrying and oil wells													
	Mines (y compris broyage), carrières et													
	puits de pétrole	14.05	16.05	16.68	15.91	17.15	17.55	18.71	21.54	22.49	22.41	22.79	25.36	25.33
101-399	Manufacturing - Industries manufacturières	10.23	10.27	10.75	10.91	11.39	12.21	12.68	13.51	14.19	14.51	15.03	14.67	14.92
	Non-durable goods - Biens non durables	10.01	10.00	10.39	10.71	11.29	12.24	12.63	13.63	14.47	14.77	15.20	14.53	15.35
	Durable goods - Biens durables	11.64	12.09	13.13	12.17	11.96	12.12	12.89	12.90	13.15	13.33	14.60	15.09	13.17
101-109	Food - Aliments	7.93	7.96	8.14	8.76	9.25	10.05	10.55	11.28	11.05	11.07	11.28	11.05	11.45
102	Fish products - Transformation du poisson	7.75	7.74	7.96	8.60	9.09	9.89	10.38	11.19	10.83	10.72	10.75	10.87	11.31
401-449	Construction - Construction	9.64	9.62	10.17	10.29	11.11	11.33	11.38	12.80	13.17	16.10	19.54	19.78	18.35
401-402	Bldg, developing & general contracting - Constructeurs, promoteurs et entrep. généraux	9.18	9.29	10.18	9.65	10.02	10.49	10.41	11.33	12.41	14.01	17.43	11.29	16.37
402	Non-residential building & development - Promotion & constr. de bâtiments non résidentiels	12.15	12.31	13.48	12.78	13.27	13.89	13.71	12.96	18.19	20.54	24.74	13.23	19.60
411-412	Industrial & heavy (engineering) construction - Constr. lourde et industrielle (génie)	10.47	9.65	10.40	11.06	11.55	11.74	12.39	16.20	15.40	21.91	26.19	26.12	23.67
421-429	Trade contracting - Entrepreneurs spécialisés	9.59	10.01	10.01	10.48	11.97	11.97	12.02	12.51	13.02	13.12	13.04	14.19	13.86
041-449	Goods producing industries - Branches													
491-499	productrices de biens	10.91	11.03	11.45	11.46	12.11	12.64	13.15	14.45	15.02	16.09	18.00	18.17	17.71
451-499	Transportation, storage, comm. & other													
	utilities - Transp., entreposage, comm.													
	et autres services publics	11.07	11.85	12.04	11.78	11.56	11.91	12.56	13.20	13.55	13.80	13.34	13.70	14.99
451-479	Transportation & storage - Transport et entreposage	10.69	11.73	11.70	11.24	11.09	11.52	12.13	12.70	13.05	13.41	12.60	12.69	12.39
481-499	Communication & other utilities - Communications et autres services publics	12.32	12.19	12.78	13.21	13.49	13.55	14.46	15.15	15.68	15.42	15.60	16.56	17.81
491-499	Other Utilities - Autres services publics	12.91	12.67	13.73	14.30	14.89	14.88	16.10	17.01	17.48	16.95	16.56	19.12	18.91
501-692	Trade - Commerce	6.28	6.53	6.70	6.68	6.90	7.23	7.46	7.64	8.01	8.15	8.27	8.58	9.24
501-599	Wholesale Trade - Commerce de gros	7.72	8.36	8.46	8.18	8.86	9.37	9.46	9.63	9.54	10.06	10.21	10.45	11.61
601-692	Retail trade - Commerce de détail	5.97	6.17	6.36	6.35	6.43	6.82	7.13	7.27	7.74	7.79	7.94	8.21	8.71

Annual Estimates of Employment, Earnings and Hours, 1984-1996, Statistics Canada
 Estimations annuelles de l'Emploi, des gains et de la durée du travail, 1984-1996, Statistique Canada

Table 5

Estimates of Average Hourly Earnings, for Employees paid by the Hour, by Industry, Canada, Provinces and Territories.

Tableau 5

Estimations de la rémunération horaire moyenne, pour les salariés rémunérés à l'heure, par industrie, Canada, provinces et territoires

SIC 1980 CTI	Industry Industrie	DOLLARS												
		1984	1985	1986	1987	1988	1989	1990	1991	1992	1993	1994	1995	1996
NEWFOUNDLAND TERRE-NEUVE														
601-603	Food, beverage and drug - Aliments, boissons et médicaments	\$5.83	\$5.96	\$6.24	\$5.99	\$6.11	\$6.42	\$6.75	\$6.67	\$7.24	\$7.15	\$7.77	\$8.19	\$7.88
601	Food stores - Magasins d'alimentation	5.47	5.54	5.63	5.79	5.78	5.89	6.36	6.54	6.95	7.03	7.31	7.83	7.61
611-615	Shoe, apparel, fabric & yarn - Chaussures, vêtements, tissus et filés	5.60	5.60	5.90	5.70	5.83	5.86	6.04	6.26	6.40	6.65	7.01	6.94	7.14
631-639	Auto vehicles, parts & access., sales & serv. Véhicules autos, pièces & access., vente & serv.	6.22	6.54	6.57	6.76	6.79	7.53	8.01	8.60	8.61	9.37	8.90	9.22	10.56
641-641	General merchandise stores - Magasins de marchandises diverses	5.96	6.33	6.52	6.51	6.60	6.98	7.15	7.38	7.85	7.63	7.41	7.56	7.88
651-692	Other retail n.e.c. - Autres commerces de détail n.c.a.	6.38	6.36	6.54	6.94	6.99	6.94	7.12	7.35	7.93	7.53	7.50	7.71	8.06
701-761	Finance, insurance & real estate - Finances, assur. & affaires immobilières	8.73	8.01	8.12	8.23	8.18	8.72	8.81	8.98	9.93	10.19	11.13	9.98	11.39
701-749	Finance & insurance - Intermédiaires financiers et assurances	7.79	7.72	7.83	8.28	8.41	7.97	8.08	8.94	9.82	10.48	10.96	9.95	11.48
701-709	Deposit accepting intermediaries - Intermédiaires financiers de dépôts	7.41	7.43	7.62	7.61	7.86	8.45	8.61	9.36	10.32	10.11	10.09	10.11	10.50
701-702	Banks - Banques	7.46	7.48	7.67	7.66	7.91	8.50	8.66	9.36	9.87	10.11	10.19	10.19	10.48
771-779	Comm., business & pers. services - Services socio-culturels, comm. et pers.	7.46	8.09	8.57	8.43	8.58	9.11	9.35	10.16	9.99	10.37	10.16	10.32	10.75
771-779	Business services - Services aux entreprises	6.67	6.93	7.09	8.74	9.13	9.73	9.74	11.16	10.79	10.88	10.96	10.63	12.97
851-853	Educational services - Services d'enseignement	9.75	10.43	11.18	10.59	11.26	12.05	12.41	13.14	13.28	14.09	14.21	14.37	15.00
861-869	Health & social services - Services de soins de santé et services sociaux	9.38	9.88	10.39	10.49	10.98	11.69	12.16	13.18	12.67	13.30	12.39	12.96	12.86
861	Hospitals - Hôpitaux	9.59	9.81	10.41	10.72	11.37	12.43	13.13	14.53	13.72	14.56	13.96	14.58	14.15
911-922	Accommodation, food & beverage services - Hébergement et restauration	5.41	5.89	6.08	5.85	5.88	6.09	6.23	6.56	6.70	6.64	6.82	7.15	6.97
911-914	Accommodation services - Services d'hébergement	6.09	7.58	7.24	5.81	6.19	6.44	6.84	7.08	7.17	7.35	7.47	7.92	7.90
921-922	Food & beverage services - Services de la restauration	5.14	5.42	5.67	5.87	5.68	5.89	5.87	6.29	6.47	6.32	6.50	6.78	6.50
921	Food services - Services de restauration	5.16	5.44	5.69	5.89	5.70	5.92	5.90	6.32	6.44	6.31	6.50	6.80	6.54
961-999	Miscellaneous services - Services divers	6.98	7.90	8.49	7.34	7.33	7.47	7.39	7.86	7.90	7.69	8.45	7.86	8.38
451-484	Service producing industries - Branches 501-999 productrices de services	7.57	8.11	8.24	8.08	8.21	8.55	8.81	9.36	9.56	9.84	9.72	9.90	10.75
041-999	Industrial aggregate - Ensemble des industries	8.97	9.33	9.61	9.47	9.83	10.26	10.43	11.19	11.37	11.95	12.56	12.66	13.02
PRINCE EDWARD ISLAND ILE-DU-PRINCE-ÉDOUARD														
101-399	Manufacturing - Industries manufacturières	7.48	7.65	7.70	7.56	8.00	8.50	8.99	9.36	9.56	10.27	10.13	10.12	11.39
	Non-durable goods - Biens non durables	7.23	7.28	7.33	7.29	7.65	8.21	8.70	8.96	9.03	9.82	9.81	9.81	11.17
	Durable goods - Biens durables	8.47	9.28	9.21	8.58	9.35	9.68	10.14	10.93	11.36	11.69	11.63	11.45	11.90
401-449	Construction - Construction	8.21	8.54	8.60	9.49	9.93	10.04	10.98	11.29	11.47	11.88	12.15	16.39	18.93
041-449	Goods producing industries - Branches 491-499 productrices de biens	8.06	8.24	8.34	8.58	9.08	9.41	10.13	10.55	10.66	11.33	11.33	13.61	15.71

Annual Estimates of Employment, Earnings and Hours, 1984-1996, Statistics Canada
Estimations annuelles de l'emploi, des gains et de la durée du travail, 1984-1996, Statistique Canada

Table 5

Estimates of Average Hourly Earnings, for Employees paid by the Hour, by Industry, Canada, Provinces and Territories.

Tableau 5

Estimations de la rémunération horaire moyenne, pour les salariés rémunérés à l'heure, par industrie, Canada, provinces et territoires

SIC 1980 CTI	Industry Industrie	DOLLARS												
		1984	1985	1986	1987	1988	1989	1990	1991	1992	1993	1994	1995	1996
PRINCE EDWARD ISLAND ILE-DU-PRINCE-ÉDOUARD														
451-499	Transportation, storage, comm. & other utilities - Transp., entreposage, comm. et autres services publics	\$11.26	\$11.48	\$11.32	\$11.79	\$12.45	\$12.51	\$12.82	\$14.09	\$14.57	\$14.82	\$15.11	\$15.65	\$14.87
481-499	Communication & other utilities - Communications et autres services publics	12.00	12.38	12.98	13.41	13.91	15.07	15.63	17.27	17.49	17.69	18.15	18.68	18.57
501-692	Trade - Commerce	5.60	5.81	6.06	6.31	6.70	6.88	7.30	7.58	7.73	8.07	7.98	8.33	8.83
601-692	Retail trade - Commerce de détail	5.51	5.70	5.96	6.16	6.54	6.71	7.09	7.36	7.45	7.77	7.70	8.07	8.21
601	Food stores - Magasins d'alimentation	4.90	4.87	5.13	5.36	5.65	5.83	6.05	6.31	6.45	6.72	7.03	7.70	6.84
641-641	General merchandise stores - Magasins de marchandises diverses	5.55	5.88	6.33	6.52	6.70	6.87	7.04	7.11	7.37	7.69	7.57	7.48	7.44
771-779	Comm., business & pers. services - Services socio-culturels, comm. et pers.	5.34	5.41	5.63	5.97	6.36	7.02	7.41	7.85	7.96	8.16	8.31	9.28	9.76
851-853	Educational services - Services d'enseignement	8.57	9.31	8.98	10.08	11.19	11.23	11.23	11.77	12.40	13.25	13.47	12.39	13.83
851	Elementary & secondary education - Enseignement élémentaire et secondaire	7.22	8.00	8.29	8.56	9.47	10.16	9.90	10.37	11.08	12.32	12.67	..	13.27
861-869	Health & social services - Services de soins de santé et services sociaux	7.39	7.65	7.35	8.71	9.71	10.22	10.31	10.73	10.49	10.48	12.03	14.23	14.35
862	Other institutional health & social services - Autres établ. de soins de santé & serv. sociaux	..	5.75	6.05	7.64	8.55	8.81	9.63	10.00	9.47	9.40	10.83	10.82	11.79
451-484	Service producing industries - Branches productrices de services	6.58	6.75	6.68	6.88	7.27	7.68	8.06	8.50	8.72	9.00	8.97	9.50	9.90
041-999	Industrial aggregate - Ensemble des industries	7.07	7.24	7.24	7.46	7.90	8.30	8.79	9.16	9.36	9.70	9.67	10.85	12.03
NOVA SCOTIA NOUVELLE-ÉCOSSE														
061-092	Mining (incl. milling), quarrying and oil wells - Mines (y compris broyage), carrières et puits de pétrole	11.47	12.34	13.47	13.77	14.42	14.87	15.77	16.88	17.04	18.22	18.24	18.62	18.41
061-063	Mining - Mines	11.48	12.57	13.86	14.33	15.07	15.43	16.29	17.54	17.98	18.34	18.15	18.08	..
063	Coal mines - Mines de charbon	12.00	13.13	14.52	14.94	15.81	16.35	17.28	18.58	19.29	19.56	19.52	18.86	..
101-399	Manufacturing - Industries manufacturières	9.99	10.35	10.79	11.04	11.42	11.97	12.57	13.33	13.57	14.33	13.90	13.99	14.36
	Non-durable goods - Biens non durables	11.11	11.35	11.73	12.05	12.69	13.38	13.75	13.40	13.88	14.83	14.71	14.54	14.88
	Durable goods - Biens durables	7.45	7.90	8.70	8.84	9.02	9.35	10.14	13.20	12.98	13.37	12.60	13.19	13.50
101-109	Food - Aliments	5.78	5.92	6.53	6.85	7.25	7.58	8.62	10.89	10.90	11.66	11.56	11.47	12.54
102	Fish products - Transformation du poisson	5.54	5.54	6.09	6.54	7.06	7.37	8.36	10.46	10.32	10.88	10.63	10.31	12.07
271-279	Paper & allied products - Papier et produits connexes	10.46	10.46	11.93	12.53	12.68	13.08	14.06	18.91	21.27	21.13	20.85	22.25	21.62
321-329	Transportation equipment - Matériel de transport	7.62	8.19	9.17	9.38	9.78	10.59	11.24	15.25	14.82	15.09	15.63	15.68	15.25
401-449	Construction - Construction	10.79	11.00	11.46	11.76	11.74	12.73	13.37	13.58	13.87	13.71	13.18	13.54	13.35
401-402	Bldg, developing & general contracting - Constructeurs, promoteurs et entrep. généraux	9.52	9.69	10.17	10.49	11.15	12.21	12.28	12.49	12.51	12.82	12.15	12.28	12.34
401	Residential building & development - Promotion et construction de bâtiments résidentiels	9.25	9.42	9.88	10.19	10.83	11.87	11.93	12.10	11.99	11.70	11.32	11.52	11.56

Annual Estimates of Employment, Earnings and Hours, 1984-1996, Statistics Canada
Estimations annuelles de l'Emploi, des gains et de la durée du travail, 1984-1996, Statistique Canada

Table 5

Estimates of Average Hourly Earnings, for Employees paid by the Hour, by Industry, Canada, Provinces and Territories.

Tableau 5

Estimations de la rémunération horaire moyenne, pour les salariés rémunérés à l'heure, par industrie, Canada, provinces et territoires

SIC 1980 CTI	Industry Industrie	DOLLARS												
		1984	1985	1986	1987	1988	1989	1990	1991	1992	1993	1994	1995	1996
NOVA SCOTIA NOUVELLE-ÉCOSSE														
411-412	Industrial & heavy (engineering) construction - Constr. lourde et industrielle (génie)	\$11.46	\$11.30	\$11.14	\$11.66	\$12.39	\$12.55	\$13.40	\$14.04	\$14.72	\$13.98	\$14.05	\$14.05	\$14.69
421-429	Trade contracting - Entrepreneurs spécialisés	11.18	11.65	12.22	12.32	11.87	13.03	13.79	14.05	14.35	14.08	13.37	13.92	13.53
041-449	Goods producing industries - Branches													
491-499	productrices de biens	10.37	10.79	11.31	11.58	11.87	12.49	13.17	13.88	14.06	14.58	14.20	14.31	14.44
451-499	Transportation, storage, comm. & other utilities - Transp., entreposage, comm. et autres services publics	10.95	11.71	12.37	12.80	13.35	13.63	15.08	15.87	16.88	16.76	16.45	16.47	15.99
451-479	Transportation & storage - Transport et entreposage	10.33	10.97	11.33	11.53	11.88	11.48	13.12	13.66	14.37	14.20	13.66	12.79	13.27
451-459	Transportation - Transport	10.34	10.98	11.34	11.54	11.89	11.48	13.12	13.67	14.39	14.22	13.69
481-499	Communication & other utilities - Communications et autres services publics	11.94	12.79	13.77	14.44	15.15	16.19	17.09	18.03	19.22	19.35	19.18	20.05	19.00
481-484	Communication - Communications	12.01	12.62	13.79	14.43	15.14	16.20	16.85	17.82	19.18	19.40	19.39	20.77	19.38
491-499	Other Utilities - Autres services publics	11.76	13.28	13.69	14.47	15.18	16.15	17.91	18.70	19.35	19.19	18.63	18.33	18.26
491	Electric power systems - Énergie électrique	12.16	13.73	14.34	15.01	15.83	16.76	18.68	19.83	20.35	20.46	20.66
501-692	Trade - Commerce	6.74	7.00	7.16	7.23	7.37	7.55	8.00	8.41	8.43	8.52	8.72	8.79	9.39
501-599	Wholesale Trade - Commerce de gros	8.20	8.56	8.29	8.59	8.98	9.20	9.90	11.08	10.59	10.95	10.46	10.40	11.19
521-524	Food, beverage, drug & tobacco - Produits alimentaires, boissons, médicaments et tabac	7.50	7.77	6.67	7.27	7.38	7.68	8.80	9.45	10.02	10.10	10.39	10.38	11.69
521	Food - Produits alimentaires	7.42	7.73	6.55	7.24	7.28	7.51	8.59	9.34	9.94	10.12	10.38	10.33	11.55
601-692	Retail trade - Commerce de détail	6.44	6.68	6.96	6.93	7.03	7.25	7.66	7.97	8.02	8.08	8.34	8.40	8.88
601-603	Food, beverage and drug - Aliments, boissons et médicaments	7.13	7.19	7.47	7.16	7.14	7.15	7.48	7.98	7.62	7.74	7.98	8.04	8.42
601	Food stores - Magasins d'alimentation	5.27	5.06	5.02	5.12	5.07	5.14	5.60	6.86	6.70	6.99	6.86	6.85	7.27
611-615	Shoe, apparel, fabric & yarn - Chaussures, vêtements, tissus et filés	5.62	5.81	5.90	5.93	5.88	6.13	6.41	6.59	6.87	7.37	7.25	7.38	7.64
631-639	Auto vehicles, parts & access., sales & serv. Véhicules autos, pièces & access., vente & serv.	6.22	6.78	7.10	7.27	7.35	7.47	8.32	8.72	8.68	8.67	9.28	9.42	10.39
641-641	General merchandise stores - Magasins de marchandises diverses	6.37	6.37	6.52	6.63	6.66	6.85	7.33	7.94	8.18	8.14	7.94	8.09	8.28
651-692	Other retail n.e.c. - Autres commerces de détail n.c.a.	5.97	6.17	6.38	6.41	6.73	7.08	7.25	6.72	7.14	7.32	7.78	8.06	8.31
701-761	Finance, insurance & real estate - Finances, assur. & affaires immobilières	7.65	7.49	7.62	7.85	7.90	9.01	9.58	9.51	10.26	10.94	11.72	10.70	11.29
701-749	Finance & insurance - Intermédiaires financiers et assurances	6.80	6.81	6.80	6.75	7.26	7.21	9.00	10.00	10.88	11.45	12.10	11.68	11.69
701-709	Deposit accepting intermediaries - Intermédiaires financiers de dépôts	6.85	6.69	6.57	6.45	7.04	7.18	8.21	9.08	9.42	9.90	10.04	9.90	10.44
701-702	Banks - Banques	6.92	6.75	6.63	6.52	7.11	7.25	8.31	9.15	9.45	9.95	9.98	10.14	10.42
751-759	Real estate operators (exc'l developers) - Services immobiliers (sauf lotisseurs)	8.06	7.61	7.66	8.79	7.82	10.33	10.11	8.49	9.34	10.25	10.02	8.75	9.65
771-779	Comm., business & pers. services - Services	7.45	7.66	7.97	8.09	8.42	8.70	9.29	9.80	10.51	10.50	10.22	10.12	10.35
851-999	socio-culturels, comm. et pers.													
771-779	Business services - Services aux entreprises	8.09	8.12	7.49	7.68	7.64	8.30	9.14	8.96	10.03	9.40	9.10	9.58	10.37
851-853	Educational services - Services d'enseignement	7.89	8.25	8.95	9.38	9.68	9.79	10.56	11.29	10.77	11.19	11.31	11.33	12.84
851	Elementary & secondary education - Enseignement élémentaire et secondaire	7.19	7.44	7.98	8.24	8.19	8.74	9.24	9.72	9.87	10.20	10.71	10.61	13.55

Annual Estimates of Employment, Earnings and Hours, 1984-1996, Statistics Canada
Estimations annuelles de l'emploi, des gains et de la durée du travail, 1984-1996, Statistique Canada

Table 5

Estimates of Average Hourly Earnings, for Employees paid by the Hour, by Industry, Canada, Provinces and Territories.

Tableau 5

Estimations de la rémunération horaire moyenne, pour les salariés rémunérés à l'heure, par industrie, Canada, provinces et territoires

SIC 1980 CTI	Industry Industrie	DOLLARS												
		1984	1985	1986	1987	1988	1989	1990	1991	1992	1993	1994	1995	1996
NOVA SCOTIA NOUVELLE-ÉCOSSE														
853	University education - Enseignement universitaire	\$9.04	\$9.62	\$10.38	\$10.80	\$11.28	\$10.88	\$11.82	\$12.66	\$11.56	\$12.12	\$11.82	\$11.93	\$12.04
861-869	Health & social services - Services de soins de santé et services sociaux	9.51	9.81	10.50	10.78	11.21	11.57	11.98	12.82	13.46	13.43	13.34	13.26	13.50
861	Hospitals - Hôpitaux	10.87	11.70	12.08	12.56	13.03	13.25	13.96	15.77	16.25	16.21	16.40	16.28	16.25
911-922	Accommodation, food & beverage services - Hébergement et restauration	4.85	5.14	5.42	5.46	5.69	5.97	6.32	6.40	6.69	6.66	6.83	6.96	7.01
911-914	Accommodation services - Services d'hébergement	5.20	5.23	5.45	5.75	6.20	6.52	6.77	7.17	7.68	7.59	7.75	7.85	7.65
911	Hotels, motels & tourist courts - Hôtels, motels et camps pour touristes	5.31	5.29	5.53	5.86	6.27	6.55	6.81	7.18	7.73	7.58	7.78	7.88	7.63
921-922	Food & beverage services - Services de la restauration	4.75	5.11	5.41	5.37	5.57	5.83	6.16	6.10	6.29	6.32	6.54	6.68	6.81
921	Food services - Services de restauration	4.53	4.87	5.16	5.13	5.31	5.56	5.88	5.98	6.28	6.32	6.51	6.63	6.74
961-999	Miscellaneous services - Services divers	6.27	6.23	6.49	6.96	7.17	7.60	7.53	7.39	8.12	8.47	8.91	8.30	7.95
451-484	Service producing industries - Branches productrices de services	7.94	8.19	8.50	8.63	8.88	9.05	9.63	10.13	10.65	10.66	10.52	10.38	10.73
041-999	Industrial aggregate - Ensemble des industries	8.90	9.18	9.58	9.82	10.09	10.38	10.96	11.46	11.84	11.95	11.71	11.63	11.90
NEW BRUNSWICK NOUVEAU-BRUNSWICK														
041-051	Logging and forestry - Exploitation forestière et serv. forestiers	12.29	12.38	14.94	14.40	12.87	13.53	13.58	12.70	12.85	13.07	12.67	11.86	12.49
061-092	Mining (incl. milling), quarrying and oil wells - Mines (y compris broyage), carrières et puits de pétrole	15.87	16.11	16.60	16.30	17.24	18.25	18.05	18.44	19.65	19.89	19.60	19.58	19.45
101-399	Manufacturing - Industries manufacturières	9.98	10.29	10.95	11.38	11.63	12.44	12.78	13.65	13.89	14.49	14.77	15.17	15.11
	Non-durable goods - Biens non durables	10.44	10.76	11.40	11.97	11.96	12.61	12.92	13.82	14.13	15.00	15.01	15.35	16.00
	Durable goods - Biens durables	9.04	9.43	10.14	10.47	11.15	12.20	12.57	13.39	13.50	13.79	14.41	14.91	13.80
101-109	Food - Aliments	7.72	8.14	8.33	8.89	8.92	9.18	9.62	10.13	10.17	10.87	10.72	10.92	12.09
251-259	Wood - Bois	7.88	8.25	9.10	9.44	9.69	10.17	10.55	11.10	11.33	11.46	12.35	13.01	13.04
251	Sawmill, planing mill & shingle mill products - Scieries, ateliers de rabotage et usines de bardeaux	8.02	8.46	9.22	9.47	9.99	10.01	10.40	10.80	11.68	11.89	12.83	13.05	13.19
271-279	Paper & allied products - Papier et produits connexes	15.36	15.50	16.32	17.33	17.79	18.59	19.16	20.20	21.63	22.70	22.96	23.64	22.86
271	Pulp & paper - Pâtes et papiers	15.60	16.04	16.82	17.85	18.46	19.08	19.76	20.95	22.32	23.48	23.78	24.66	23.85
401-449	Construction - Construction	10.71	11.14	11.29	11.72	12.07	13.54	12.95	13.62	14.14	14.23	12.94	13.45	13.75
401	Residential building & development - Promotion et construction de bâtiments résidentiels	10.13	9.85	9.78	9.71	9.56	9.95	10.79	11.08	11.69	12.15	11.54	11.17	11.43
421-429	Trade contracting - Entrepreneurs spécialisés	11.06	11.96	11.81	12.42	12.66	14.63	13.36	14.18	15.07	15.23	13.43	14.05	14.05
041-449	Goods producing industries - Branches productrices de biens	10.52	10.93	11.55	11.83	12.08	13.07	13.06	13.79	14.18	14.56	14.41	14.75	14.88
451-499	Transportation, storage, comm. & other utilities - Transp., entreposage, comm. et autres services publics	11.16	11.57	11.68	11.58	12.09	12.24	13.03	13.58	14.24	14.28	13.96	14.75	14.49

Annual Estimates of Employment, Earnings and Hours, 1984-1996, Statistics Canada
Estimations annuelles de l'Emploi, des gains et de la durée du travail, 1984-1996, Statistique Canada

Table 5

Estimates of Average Hourly Earnings, for Employees paid by the Hour, by Industry, Canada, Provinces and Territories.

Tableau 5

Estimations de la rémunération horaire moyenne, pour les salariés rémunérés à l'heure, par industrie, Canada, provinces et territoires

SIC 1980 CTI	Industry Industrie	DOLLARS												
		1984	1985	1986	1987	1988	1989	1990	1991	1992	1993	1994	1995	1996
NEW BRUNSWICK NOUVEAU-BRUNSWICK														
451-479	Transportation & storage - Transport et entreposage	\$11.25	\$11.44	\$11.65	\$11.57	\$12.04	\$12.02	\$12.77	\$13.51	\$13.85	\$13.90	\$13.28	\$14.13	\$13.68
451-459	Transportation - Transport	11.28	11.45	11.67	11.59	12.08	12.03	12.81	13.53	13.92	14.02	13.38	14.28	13.79
481-499	Communication & other utilities - Communications et autres services publics	10.81	12.12	11.80	11.59	12.21	12.88	13.74	13.75	15.36	15.34	16.06	16.68	17.76
501-692 Trade - Commerce		6.36	6.63	6.85	6.87	7.06	7.35	7.79	8.50	8.79	8.73	8.49	8.80	9.32
501-599	Wholesale Trade - Commerce de gros	8.58	8.99	8.99	8.71	9.12	9.50	9.69	10.49	10.96	10.13	10.67	10.83	11.34
601-692	Retail trade - Commerce de détail	5.82	6.16	6.30	6.36	6.48	6.78	7.25	7.85	8.12	8.25	7.97	8.21	8.65
601-603	Food, beverage and drug - Aliments, boissons et médicaments	5.84	6.28	6.47	6.36	6.45	6.48	7.04	7.76	7.92	7.97	7.52	7.83	8.07
601	Food stores - Magasins d'alimentation	5.41	5.59	5.68	5.52	5.76	5.76	6.17	6.95	7.25	7.36	7.02	7.13	7.35
611-615	Shoe, apparel, fabric & yarn - Chaussures, vêtements, tissus et filés	4.76	4.92	5.19	5.40	5.41	5.64	6.04	6.78	6.87	7.08	7.31	7.28	7.53
631-639	Auto vehicles, parts & access., sales & serv. - Véhicules autos, pièces & access., vente & serv.	6.51	6.85	7.19	7.18	7.42	7.93	8.40	9.21	9.18	9.83	9.09	9.21	10.09
641-641	General merchandise stores - Magasins de marchandises diverses	6.03	6.04	6.13	6.50	6.63	6.99	7.32	7.43	7.86	7.64	7.67	7.85	7.92
651-692	Other retail n.e.c. - Autres commerces de détail n.c.a.	5.20	5.70	5.65	5.62	5.79	6.08	6.42	6.99	7.41	7.00	7.25	7.72	8.19
701-761 Finance, insurance & real estate - Finances, assur. & affaires immobilières		7.16	7.38	7.97	8.15	8.70	9.00	10.01	10.38	10.68	10.78	12.29	11.38	11.80
701-749	Finance & insurance - Intermédiaires financiers et assurances	8.05	8.07	8.57	9.11	9.25	9.82	10.35	11.08	11.80	11.23	12.49	12.60	11.99
701-709	Deposit accepting intermediaries - Intermédiaires financiers de dépôts	7.04	6.91	7.11	7.39	7.53	8.23	8.58	9.40	9.66	9.63	10.35	10.03	10.56
751-759	Real estate operators (exc'l developers) - Services immobiliers (sauf lotisseurs)	5.32	5.66	6.55	7.01	7.48	7.82	9.56	9.11	9.17	9.66	9.98	7.50	9.06
771-779 Comm., business & pers. services - Services 851-999 socio-culturels, comm. et pers.		8.52	8.64	8.85	8.80	8.84	9.32	9.88	10.51	10.88	11.05	10.98	10.89	11.60
771-779	Business services - Services aux entreprises	8.22	8.67	8.87	8.23	7.90	8.26	9.53	11.75	11.25	10.77	10.14	10.44	11.58
851-853	Educational services - Services d'enseignement	9.93	10.09	10.33	10.66	11.01	11.29	11.67	12.29	12.84	13.95	13.71	14.11	13.82
851	Elementary & secondary education - Enseignement élémentaire et secondaire	10.46	10.61	10.78	11.24	11.52	11.86	12.02	12.65	13.28	15.04	14.36	14.99	14.16
861-869	Health & social services - Services de soins de santé et services sociaux	10.44	10.48	10.55	11.01	10.91	11.45	11.84	12.59	13.05	13.31	13.68	13.70	14.61
861	Hospitals - Hôpitaux	11.00	11.20	11.25	11.68	11.89	12.44	12.79	13.40	13.67	14.13	14.45	14.94	16.29
911-922	Accommodation, food & beverage services - Hébergement et restauration	4.96	5.11	5.41	5.31	5.32	5.66	5.97	6.16	6.31	6.39	6.28	6.56	6.91
911-914	Accommodation services - Services d'hébergement	4.93	5.45	5.90	5.40	5.41	5.78	6.18	6.56	6.65	6.95	6.92	7.00	7.45
921-922	Food & beverage services - Services de la restauration	4.96	5.04	5.30	5.29	5.30	5.63	5.91	6.06	6.19	6.21	6.09	6.39	6.72
921	Food services - Services de restauration	4.99	5.07	5.33	5.32	5.33	5.67	5.94	6.07	6.20	6.21	6.10	6.41	6.74
961-999	Miscellaneous services - Services divers	7.10	7.79	7.92	6.94	7.32	7.91	8.14	8.13	8.67	8.85	8.48	8.35	8.40
451-484 Service producing industries - Branches 501-999 productrices de services		8.28	8.47	8.64	8.49	8.59	8.97	9.53	10.17	10.58	10.69	10.55	10.67	11.28
041-999 Industrial aggregate - Ensemble des industries		9.11	9.34	9.70	9.74	9.95	10.58	10.87	11.47	11.88	12.05	11.86	12.05	12.43

Annual Estimates of Employment, Earnings and Hours, 1984-1996, Statistics Canada
Estimations annuelles de l'emploi, des gains et de la durée du travail, 1984-1996, Statistique Canada

Table 5
Estimates of Average Hourly Earnings, for Employees paid by the Hour, by
Industry, Canada, Provinces and Territories.

Tableau 5
Estimations de la rémunération horaire moyenne, pour les salariés rémunérés à
l'heure, par industrie, Canada, provinces et territoires

SIC	Industry	DOLLARS												
		1984	1985	1986	1987	1988	1989	1990	1991	1992	1993	1994	1995	1996
1980														
CTI	Industrie													
QUÉBEC														
041-051	Logging and forestry - Exploitation forestière et serv. forestiers	\$12.16	\$12.22	\$12.30	\$13.17	\$13.25	\$13.98	\$14.67	\$15.49	\$15.38	\$15.18	\$15.63	\$13.87	\$15.99
061-092	Mining (incl. milling), quarrying and oil wells Mines (y compris broyage), carrières et puits de pétrole	14.85	15.22	15.82	16.80	17.60	17.65	18.44	19.95	20.43	20.94	20.88	21.67	22.09
061-063	Mining - Mines	17.87	17.02	17.41	17.72	18.27	18.22	20.02	20.76	21.56	21.93	22.52	22.89	23.28
061	Metal mines - Mines de métaux	18.21	17.48	17.94	18.30	18.81	18.79	20.80	22.13	23.01	23.56	23.89	24.42	25.06
062	Non-metal mines (except coal) - Mines de minerais non métalliques (sauf le charbon)	17.06	15.80	15.87	16.08	16.54	16.55	17.62	17.25	18.24	18.53	19.36
091-092	Services incidental to mineral extraction - Industrie des services miniers	12.84	12.93	13.19	14.49	16.77	18.73	17.51	19.95	21.06	19.46	20.83	22.48	20.83
092	Services incidental to mining - Services relatifs à l'extraction minière	12.95	13.05	13.33	14.59	16.85	18.80	17.56	20.08	21.83	19.72	20.85
101-399	Manufacturing - Industries manufacturières	10.45	10.84	11.10	11.43	11.83	12.57	13.24	13.59	14.12	14.35	14.51	14.57	15.09
	Non-durable goods - Biens non durables	10.48	10.84	11.20	11.44	11.86	12.51	13.00	13.64	14.05	13.93	14.17	14.17	14.75
	Durable goods - Biens durables	10.42	10.85	10.99	11.42	11.81	12.64	13.51	13.54	14.20	14.80	14.85	14.95	15.40
101-109	Food - Aliments	10.22	10.33	10.87	11.10	11.46	11.94	12.35	12.56	12.49	12.97	12.80	13.15	13.58
243-249	Clothing - Habillement	7.21	7.58	7.52	7.57	7.55	8.15	8.60	9.00	9.20	9.08	9.17	9.17	10.26
243	Men's & boys' clothing - Vêtements pour hommes et garçons	6.30	6.24	6.52	6.90	7.27	7.58	8.82	9.16	8.85	8.74	8.99	9.20	10.17
244	Women's clothing - Vêtements pour dames	8.11	8.82	8.57	8.62	8.17	9.38	9.45	9.67	10.15	10.72	9.73	9.48	10.55
245-249	Clothing n.e.c. - Habillement n.c.a.	7.19	7.60	7.67	7.29	7.31	7.84	8.07	8.50	8.95	8.10	8.94	8.88	10.06
251-259	Wood - Bois	8.84	9.72	9.87	9.98	10.20	11.07	11.81	12.14	12.52	12.75	12.39	13.19	13.71
251	Sawmill, planing mill & shingle mill products - Scieries, ateliers de rabotage et usines de bardeaux	10.53	11.85	11.95	12.44	12.22	13.76	14.11	13.31	12.76	12.98	13.27	14.27	14.62
254	Sash, doors & other millwork - Portes, châssis et autres bois travaillés	7.33	8.31	8.15	8.58	8.77	9.71	10.26	11.67	11.87	12.89	11.51	11.66	12.37
261-269	Furniture & fixtures - Meubles et articles d'ameublement	7.60	8.02	8.19	8.72	8.67	9.02	9.53	9.73	10.34	10.96	11.21	10.91	11.44
261	Household furniture - Meubles de maison	7.37	7.80	7.90	8.31	8.23	8.48	8.98	9.11	9.80	10.63	10.80	10.56	11.26
271-279	Paper & allied products - Papier et produits connexes	13.93	14.47	15.26	15.71	16.29	17.00	17.51	18.68	19.35	19.99	20.46	21.22	21.90
271	Pulp & paper - Pâtes et papiers	14.66	15.38	16.25	16.65	17.31	18.12	18.70	20.17	21.39	22.22	22.41	22.97	23.73
281-284	Printing, publishing & allied ind. - Imprimerie, édition et industries connexes	10.00	10.68	11.45	11.28	12.39	12.85	13.99	15.29	15.66	15.29	14.66	13.91	14.46
281	Commercial printing - Impression commerciale	9.33	9.63	10.34	10.46	11.62	11.98	13.30	14.73	15.05	15.04	14.57	14.22	14.68
291-299	Primary metals - Première transformation des métaux	13.93	14.39	14.74	14.91	15.33	16.61	17.59	18.14	19.19	19.90	19.87	20.14	20.98
295	Non-ferrous metal smelting & refining - Fonte et affinage des métaux non-ferreux	15.21	15.89	16.26	16.12	16.88	18.48	19.73	19.35	21.41	21.79	22.24	21.95	22.51
301-309	Fabricated metal products - Fabrication des produits métalliques	10.23	10.34	10.67	11.16	11.78	12.52	13.45	13.20	14.29	13.98	14.31	14.29	14.57
308	Machine shops - Ateliers d'usinage	11.14	10.71	10.91	10.68	11.42	13.34	14.69	12.69	13.73	13.06	12.89	13.73	13.78
321-329	Transportation equipment - Matériel de transport	12.27	12.90	13.00	13.18	13.62	14.36	15.20	15.71	16.11	17.02	17.31	17.58	17.77
321	Aircraft & aircraft parts - Aéronefs et pièces d'aéronefs	12.76	13.24	13.79	14.00	14.75	15.50	16.06	17.44	17.78	18.74	19.14	20.23	19.72
323	Motor vehicles - Véhicules automobiles	13.82	14.86	14.74	15.39	16.07	16.78	17.37	17.52	18.87	21.31	22.64	21.69	21.51
331-339	Electrical & electronic products - Produits électriques et électroniques	10.36	10.87	11.11	11.56	12.00	12.82	13.84	14.06	15.40	15.82	15.17	15.14	15.33
335	Communication & other electronic equip. - Equip. de comm. et autre matériel électronique	11.75	12.27	12.29	12.89	13.18	13.92	14.97	15.09	16.23	17.79	16.90	15.15	15.92
391-399	Other manufacturing industries - Autres industries manufacturières	8.33	8.63	8.81	9.02	9.51	10.47	11.16	10.59	10.60	11.12	11.52	11.51	12.44

Annual Estimates of Employment, Earnings and Hours, 1984-1996, Statistics Canada
 Estimations annuelles de l'Emploi, des gains et de la durée du travail, 1984-1996, Statistique Canada

Table 5
Estimates of Average Hourly Earnings, for Employees paid by the Hour, by
Industry, Canada, Provinces and Territories.

Tableau 5
Estimations de la rémunération horaire moyenne, pour les salariés rémunérés à
l'heure, par industrie, Canada, provinces et territoires

SIC	Industry	DOLLARS												
		1984	1985	1986	1987	1988	1989	1990	1991	1992	1993	1994	1995	1996
1980														
CTI	Industrie													
QUÉBEC														
401-449 Construction - Construction		\$15.20	\$15.38	\$15.51	\$16.16	\$16.27	\$17.37	\$18.57	\$19.45	\$20.06	\$19.89	\$19.17	\$19.97	\$19.62
401-402	Bldg, developing & general contracting - Constructeurs, promoteurs et entrep. généraux	15.97	15.89	15.70	16.33	16.21	17.57	18.61	20.23	20.24	20.59	18.01	17.89	18.44
401	Residential building & development - Promotion et construction de bâtiments résidentiels	14.78	14.71	14.53	15.11	15.00	16.26	17.24	18.59	19.02	19.02	16.26	17.13	17.42
402	Non-residential building & development - Promotion & constr. de bâtiments non résidentiels	17.60	17.52	17.31	18.00	17.86	19.37	20.45	22.40	22.64	23.30	20.82	19.12	20.52
411-412	Industrial & heavy (engineering) construction - Constr. lourde et industrielle (génie)	14.65	15.58	15.16	16.16	16.79	18.54	18.66	20.44	19.58	20.16	20.76	21.65	21.72
412	Highway & heavy constr. - Constr. de routes et constr. lourde	15.12	15.95	15.22	16.42	17.13	18.99	19.15	19.07	19.26	19.92	20.53	20.23	20.70
421-429	Trade contracting - Entrepreneurs spécialisés	15.24	15.37	15.66	16.28	16.38	17.32	18.74	19.13	20.28	19.66	19.27	20.36	19.66
041-449 Goods producing industries - Branches 491-499 productrices de biens		11.51	12.04	12.26	12.66	13.05	13.91	14.68	15.06	15.44	15.65	15.74	15.83	16.12
451-499 Transportation, storage, comm. & other utilities - Transp., entreposage, comm. et autres services publics		13.53	13.89	14.54	14.59	14.85	15.62	16.08	16.75	17.73	18.13	18.14	18.34	19.44
451-479	Transportation & storage - Transport et entreposage	13.24	13.46	14.06	13.64	13.82	14.56	14.90	15.35	16.65	16.81	17.02	17.17	18.26
451-459	Transportation - Transport	13.25	13.46	14.06	13.63	13.82	14.56	14.92	15.38	16.71	16.91	17.06	17.19	18.28
456	Truck transport - Camionnage	14.21	13.82	14.01	14.08	14.13	14.81	14.27	13.89	15.36	15.12	14.51	14.58	16.75
457	Public passenger transit systems - Transport en commun	11.00	11.92	13.48	13.02	12.38	13.41	14.18	16.03	17.94	17.65	17.87	18.34	18.63
481-499	Communication & other utilities - Communications et autres services publics	14.37	14.97	15.63	16.49	17.16	17.75	18.40	19.76	20.22	21.19	20.51	20.84	21.44
481-484	Communication - Communications	13.42	13.33	14.08	14.79	15.98	17.56	17.28	17.59	17.76	18.11	17.21	17.83	19.94
482	Telecommunication carriers - Transmission des télécommunications	14.48	15.20	15.62	16.52	17.29	18.19	18.89	19.69	20.01	20.77	19.85	20.17	23.77
484	Postal & courier service - Services postaux et services de messagers	10.72	9.79	10.46	10.80	11.76	15.81	14.63	13.28	13.39	14.38	13.86	14.09	15.07
491-499	Other Utilities - Autres services publics	14.76	15.75	16.51	17.32	17.72	17.83	19.02	20.92	21.49	22.84	22.63	22.73	23.03
491	Electric power systems - Énergie électrique	16.26	17.16	17.99	19.16	19.92	20.06	20.82	22.85	23.66	24.86	24.71	25.13	25.46
501-692 Trade - Commerce		7.42	7.62	7.96	8.18	8.55	8.77	9.43	9.78	10.16	10.24	10.44	10.51	10.68
501-599	Wholesale Trade - Commerce de gros	8.84	9.12	9.53	9.72	10.04	10.21	11.45	11.35	12.42	12.06	12.06	11.91	12.03
521-524	Food, beverage, drug & tobacco - Produits alimentaires, boissons, médicaments et tabac	9.04	8.82	9.42	10.49	10.45	10.57	11.21	11.90	14.08	12.83	13.24	11.78	12.23
521	Food - Produits alimentaires	9.22	8.96	9.80	10.82	10.79	10.94	11.35	11.78	14.35	12.73	13.46	11.98	12.44
561-563	Metals, hardware, plumbing, heating & building materials - Métaux, quincaillerie, matér. de plomberie, de chauffage et de construction	9.08	9.54	9.60	9.82	10.71	10.08	10.99	10.91	11.77	11.16	11.28	11.51	11.80
563	Lumber & building materials - Bois et matériaux de construction	10.55	9.80	10.29	9.36	10.18	9.31	10.23	10.62	11.88	10.88	10.88	11.09	11.06
571-579	Machinery, equipment & supplies - Machines, matériel et fournitures	10.78	11.37	11.68	11.30	10.97	11.37	13.18	12.26	13.73	13.07	12.45	13.11	12.74
573	Industrial machinery, equipment & supplies - Machines, matériel et fournitures industriels	13.53	13.72	13.95	13.59	13.23	13.58	16.27	14.31	15.08	14.06	13.20	13.54	13.23
574	Electrical & electronic mach. equip. & supplies - Machines, matér., fournit. électric. & électro.	10.56	12.07	12.52	11.93	11.81	12.60	13.08	13.37	12.82	14.08	12.08	13.08	12.39
591-599	Other wholesale products - Autres produits divers, commerce de gros	7.76	8.20	8.58	8.54	8.54	8.98	9.77	10.27	11.36	11.31	11.35	10.98	11.16
601-692	Retail trade - Commerce de détail	7.04	7.23	7.58	7.81	8.16	8.37	8.82	9.29	9.56	9.65	9.83	9.96	10.12

Annual Estimates of Employment, Earnings and Hours, 1984-1996, Statistics Canada
 Estimations annuelles de l'Emploi, des gains et de la durée du travail, 1984-1996, Statistique Canada

Table 5

Estimates of Average Hourly Earnings, for Employees paid by the Hour, by Industry, Canada, Provinces and Territories.

Tableau 5

Estimations de la rémunération horaire moyenne, pour les salariés rémunérés à l'heure, par industrie, Canada, provinces et territoires

SIC 1980 CTI	Industry Industrie	DOLLARS												
		1984	1985	1986	1987	1988	1989	1990	1991	1992	1993	1994	1995	1996
QUÉBEC														
601-603	Food, beverage and drug - Aliments, boissons et médicaments	\$7.82	\$7.97	\$8.07	\$8.29	\$8.35	\$8.25	\$8.71	\$8.81	\$9.25	\$9.30	\$9.72	\$9.80	\$9.44
601	Food stores - Magasins d'alimentation	7.82	7.87	7.86	8.04	8.08	7.80	8.31	8.21	8.42	8.55	9.19	9.23	9.03
603	Prescription drugs & patent medicine stores - Mag. de médicaments sur ordonnance & brevetés	6.52	6.94	7.11	7.42	7.20	7.65	8.70	9.10	9.85	9.90	9.84	10.16	9.07
611-615	Shoe, apparel, fabric & yarn - Chaussures, vêtements, tissus et filés	5.55	5.77	6.00	6.32	6.91	6.87	7.20	7.82	7.83	8.02	8.19	8.18	8.35
611	Shoe stores - Magasins de chaussures	6.40	6.75	6.93	6.90	7.19	7.47	7.77	7.81	7.89	7.97	8.23	8.58	8.41
613	Women's clothing stores - Magasins de vêtements pour dames	5.60	5.67	5.68	6.22	6.67	7.01	7.41	7.77	8.01	8.05	8.20	7.98	8.32
614	Clothing stores n.e.c. - Magasins de vêtements n.c.a.	4.81	5.17	5.30	5.59	5.85	6.12	6.56	7.72	7.51	7.96	7.94	7.99	8.30
621-623	Household furniture, appliances & furnishings - Meubles, appareils et accessoires de maison	6.67	7.03	7.36	7.40	8.53	8.64	9.09	8.74	8.62	8.67	9.56	9.75	9.92
621	Household furniture stores - Magasins de meubles de maison	7.63	7.96	8.12	8.14	8.91	8.99	9.61	9.32	8.97	9.74	10.04	10.06	10.52
622	Appliance, TV, radio & stereo stores - Magasins ménagers, tv, radio & appar. stéréo	6.26	6.57	7.11	7.13	8.76	8.96	9.21	8.42	8.05	9.02	9.41	9.54	9.60
623	Household furnishings stores - Magasins d'accessoires d'ameublement	6.48	6.76	6.94	6.97	7.87	7.91	8.30	8.45	8.71	7.61	9.15	9.60	9.35
631-639	Auto vehicles, parts & access., sales & serv. Véhicules autos, pièces & access., vente & serv.	6.69	7.04	7.87	8.14	8.70	9.55	9.98	10.79	10.88	11.40	11.41	12.00	12.61
631	Automobile dealers - Concessionnaires d'automobiles	7.19	7.82	9.51	9.82	10.62	11.02	11.62	13.52	14.28	14.55	13.97	14.41	14.65
633	Gasoline service stations - Stations-service	5.93	5.85	6.19	6.55	6.76	7.20	7.68	8.26	8.48	8.45	8.16	8.80	9.13
635	Motor vehicle repair shops - Ateliers de réparation d'automobiles	6.61	7.06	7.82	8.09	8.81	10.44	10.82	12.37	11.38	11.71	11.27	11.49	12.17
641-641	General merchandise stores - Magasins de marchandises diverses	7.71	7.78	8.05	8.38	8.60	8.96	9.76	9.91	9.93	9.81	9.74	9.65	9.82
651-692	Other retail n.e.c. - Autres commerces de détail n.c.a.	5.90	6.06	6.45	6.63	7.16	6.75	7.21	8.40	8.73	8.45	8.60	8.40	9.22
701-761	Finance, insurance & real estate - Finances, assur. & affaires immobilières	7.77	8.24	8.89	8.83	9.69	10.28	10.00	11.43	11.90	12.57	12.72	13.08	13.05
701-749	Finance & insurance - Intermédiaires financiers et assurances	7.30	7.84	8.63	8.66	9.66	9.95	9.78	12.11	12.03	12.94	13.19	13.89	13.65
701-709	Deposit accepting intermediaries - Intermédiaires financiers de dépôts	8.26	8.40	9.01	9.14	9.10	10.16	10.14	11.35	11.51	11.51	13.10	12.48	12.17
701-702	Banks - Banques	8.27	8.41	9.02	9.15	9.11	10.17	10.21	11.06	10.96	11.50	11.50	11.60	12.20
705	Credit unions - Caisses d'épargne et de crédit	8.20	8.33	8.94	9.06	9.03	10.07	10.05	11.35	11.62	11.45	13.53	12.62	11.95
731-733	Insurance - Assurances	12.08	13.10	13.56	12.54	12.53	13.76	15.05	15.59	16.15	15.35	16.00	16.67	16.46
751-759	Real estate operators (exc'l developers) - Services immobiliers (sauf lotisseurs)	8.77	9.14	8.88	9.25	9.75	11.32	10.81	10.42	11.91	12.14	11.79	11.15	10.87
761-761	Insurance & real estate agent - Agences d'assur. et agences immobilières	8.48	8.56	11.31	8.90	9.69	9.65	9.73	9.69	10.76	11.41	12.23	12.41	13.04
771-779	Comm., business & pers. services - Services	8.51	8.61	9.01	9.56	10.11	10.55	11.33	12.37	13.00	13.25	13.54	13.45	13.91
851-999	socio-culturels, comm. et pers.	8.15	7.78	8.15	9.39	10.21	11.64	12.64	12.91	13.61	13.72	14.62	12.69	14.10
771-779	Business services - Services aux entreprises	9.99	10.65	10.05	11.84	12.40	12.74	15.31	15.39	18.25	19.80	20.56	17.85	18.74
775	Arch., eng. & other scientific & tech. serv. - Arch., ingénieurs et autres serv. scient. et tech.	5.79	6.34	6.30	7.00	7.28	8.39	9.52	10.18	11.01	11.02	11.86	11.38	11.82
779	Other business services - Autres services aux entreprises	11.85	12.28	12.52	13.10	13.90	13.94	14.38	15.12	15.34	15.68	15.21	15.67	15.30
851-853	Educational services - Services d'enseignement	12.46	13.13	13.36	13.97	14.70	14.79	15.35	16.24	16.29	16.44	16.09	16.56	15.69
851	Elementary & secondary education - Enseignement élémentaire et secondaire													

Annual Estimates of Employment, Earnings and Hours, 1984-1996, Statistics Canada
Estimations annuelles de l'emploi, des gains et de la durée du travail, 1984-1996, Statistique Canada

Table 5
Estimates of Average Hourly Earnings, for Employees paid by the Hour, by
Industry, Canada, Provinces and Territories.

Tableau 5
Estimations de la rémunération horaire moyenne, pour les salariés rémunérés à
l'heure, par industrie, Canada, provinces et territoires

SIC	Industry	DOLLARS												
		1984	1985	1986	1987	1988	1989	1990	1991	1992	1993	1994	1995	1996
1980														
CTI	Industrie													
QUÉBEC														
852	Post-second. non-university education - Enseignement postsecondaire non univers.	\$12.47	\$12.57	\$12.68	\$13.07	\$13.75	\$13.76	\$14.40	\$15.37	\$15.86	\$16.07	\$15.80	\$15.78	\$16.08
853	University education - Enseignement universitaire	10.46	10.70	11.01	11.67	12.60	12.57	12.75	13.14	13.49	14.15	13.45	14.06	13.90
861-869	Health & social services - Services de soins de santé et services sociaux	11.13	11.59	11.81	12.46	13.32	13.73	14.71	16.42	16.83	17.15	17.41	17.41	17.93
861	Hospitals - Hôpitaux	11.42	11.83	11.96	12.66	13.66	13.89	15.42	17.26	18.11	18.58	18.82	18.90	19.00
862	Other institutional health & social services - Autres établ. de soins de santé & serv. sociaux	10.37	11.24	11.71	11.68	12.36	12.77	13.46	15.29	15.88	16.10	15.69	16.11	16.75
911-922	Accommodation, food & beverage services - Hébergement et restauration	5.23	5.32	5.59	5.79	6.00	6.31	6.61	6.89	7.46	7.46	7.76	8.17	8.25
911-914	Accommodation services - Services d'hébergement	5.99	6.68	6.85	7.14	7.36	7.86	8.47	8.50	9.55	9.28	9.62	9.54	9.87
911	Hotels, motels & tourist courts - Hôtels, motels et camps pour touristes	5.94	6.61	6.79	7.02	7.33	7.80	8.40	8.95	9.14	9.49	9.70	9.70	10.03
921-922	Food & beverage services - Services de la restauration	5.00	4.95	5.23	5.40	5.60	5.92	6.18	6.46	6.78	6.97	7.28	7.82	7.88
921	Food services - Services de restauration	5.04	4.99	5.28	5.45	5.65	5.97	6.23	6.53	6.80	7.01	7.34	7.88	7.92
961-999	Miscellaneous services - Services divers	7.43	7.68	7.87	8.40	8.64	9.11	9.29	9.77	10.32	10.41	10.51	11.16	11.27
961-969	Amusement & recreational services - Services de divertissements et de loisirs	7.93	7.83	7.85	7.91	8.04	9.52	9.33	9.25	10.29	10.15	10.61	10.97	11.52
960	Other amusement & recreational services n.e.c - Autres serv. de divertis. et de loisirs n.c.a.	8.73	8.80	8.44	8.49	8.42	10.00	9.70	9.59	10.44	11.15	11.68	11.46	11.91
991-999	Other services - Autres services	8.23	8.59	9.17	10.00	10.04	9.41	9.19	10.27	10.91	11.15	11.21	11.79	11.43
990	Other services n.e.c. - Autres services n.c.a.	8.91	8.92	9.57	10.85	10.95	10.03	9.47	10.56	10.83	10.37	11.34	11.87	11.57
995	Services to buildings & dwellings - Serv. relatifs aux bâtiments et habitations	6.60	7.56	8.52	8.85	8.80	8.66	8.88	10.02	11.24	12.15	10.90	11.30	10.73
451-484	Service producing industries - Branches productrices de services	8.61	8.75	9.12	9.41	9.95	10.20	10.83	11.71	12.47	12.63	12.83	12.85	13.25
041-999	Industrial aggregate - Ensemble des industries	9.84	10.14	10.45	10.80	11.27	11.78	12.34	12.98	13.57	13.75	13.89	13.96	14.28
ONTARIO														
041-051	Logging and forestry - Exploitation forestière et serv. forestiers	14.32	14.69	15.29	14.95	15.85	16.77	17.30	18.43	18.63	19.05	19.08	18.95	20.16
041	Logging - Exploitation forestière	14.34	14.73	15.34	14.97	15.92	16.80	17.39	18.45	19.60	20.31	20.82	19.63	21.04
061-092	Mining (incl. milling), quarrying and oil wells - Mines (y compris broyage), carrières et puits de pétrole	15.15	15.85	15.98	16.31	17.07	19.01	19.51	21.62	22.39	22.78	22.81	23.49	25.06
061-063	Mining - Mines	15.54	16.13	16.22	16.37	17.57	19.22	20.09	22.85	23.60	24.21	24.97	25.60	27.24
061	Metal mines - Mines de métaux	15.67	16.22	16.26	16.43	17.67	19.32	20.23	23.10	23.92	24.76	25.40	26.16	27.77
081-082	Quarries and sand pits - Carrières et sablières	10.84	11.15	11.36	11.31	12.08	12.29	13.24	14.65	15.46	15.11	15.24	16.48	17.70
091-092	Services incidental to mineral extraction - Industrie des services miniers	13.66	15.88	16.42	17.29	16.91	20.71	21.37	23.09	22.90	24.28	21.48	23.42	24.67
091	Services incid. to crude petroleum & nat. gas - Services relat. au pétrole brut et au gas nat.	16.49	18.59	19.34	21.40	20.09	22.60	22.27	27.42	24.45	26.67	24.71	25.47	20.18
092	Services incidental to mining - Services relatifs à l'extraction minière	12.37	15.14	15.80	16.42	16.01	20.11	21.03	21.38	22.20	22.83	20.71	22.93	25.16
101-399	Manufacturing - Industries manufacturières	11.26	11.72	12.15	12.68	13.28	13.95	14.67	15.50	16.15	16.49	16.73	17.08	17.62

Annual Estimates of Employment, Earnings and Hours, 1984-1996, Statistics Canada
 Estimations annuelles de l'Emploi, des gains et de la durée du travail, 1984-1996, Statistique Canada

Table 5

Estimates of Average Hourly Earnings, for Employees paid by the Hour, by Industry, Canada, Provinces and Territories.

Tableau 5

Estimations de la rémunération horaire moyenne, pour les salariés rémunérés à l'heure, par industrie, Canada, provinces et territoires

SIC 1980 CTI	Industry Industrie	DOLLARS												
		1984	1985	1986	1987	1988	1989	1990	1991	1992	1993	1994	1995	1996
ONTARIO														
	Non-durable goods - Biens non durables	\$10.48	\$10.85	\$11.38	\$11.76	\$12.25	\$12.97	\$13.52	\$14.39	\$15.02	\$15.27	\$15.18	\$15.30	\$16.10
	Durable goods - Biens durables	11.72	12.21	12.58	13.19	13.82	14.46	15.31	16.14	16.77	17.16	17.56	17.98	18.39
101-109	Food - Aliments	10.29	10.73	11.25	11.53	12.05	12.75	13.23	13.56	13.96	14.53	14.50	14.24	15.44
101	Meat and poultry products - Viande & volaille	11.20	11.32	11.49	11.62	12.13	12.82	13.57	13.02	13.04	14.55	12.99	13.46	15.08
107	Bakery products - Produits de boulangerie-pâtisserie	8.57	9.48	10.54	11.29	11.88	12.55	13.05	13.18	13.49	13.82	14.05	13.96	14.73
161-169	Plastic products - Produits en matière plastique	9.63	9.96	10.50	10.77	11.49	11.79	12.16	12.82	13.12	12.84	13.35	12.99	14.65
243-249	Clothing - Habillement	7.21	7.28	7.80	7.73	8.16	8.82	9.03	9.02	9.30	9.33	9.78	10.05	11.35
251-259	Wood - Bois	9.40	9.96	9.93	10.36	10.85	11.19	11.97	12.52	13.00	13.52	13.53	13.86	14.66
261-269	Furniture & fixtures - Meubles et articles d'ameublement	9.29	9.27	9.51	10.00	10.57	11.15	12.06	12.20	12.57	12.73	12.90	13.04	14.06
271-279	Paper & allied products - Papier et produits connexes	13.38	14.29	14.68	14.92	15.62	16.23	16.74	18.14	18.54	18.60	18.87	19.45	19.47
271	Pulp & paper - Pâtes et papiers	15.05	15.72	16.33	16.85	17.48	18.32	18.89	20.49	21.42	21.46	21.41	21.96	21.79
273	Paper boxes & bags - Boîtes en carton et sacs en papier	12.00	12.86	13.34	13.24	13.86	14.54	14.90	15.60	15.11	16.27	16.55	17.37	18.01
281-284	Printing, publishing & allied ind. - Imprimerie, édition et industries connexes	10.84	11.59	12.05	12.86	13.00	13.73	14.00	14.65	16.44	16.46	15.18	15.86	15.93
281	Commercial printing - Impression commerciale	10.71	12.05	12.43	13.38	13.57	13.98	14.28	14.83	17.30	16.50	15.70	16.81	16.69
282	Platemaking, typesetting & bindery - Clichage, composition et reliure	10.41	9.89	9.67	10.96	12.06	12.96	13.68	15.11	16.15	18.40	14.86	14.47	14.97
284	Combined publishing & printing - Impression et édition combinées	12.24	12.55	13.75	13.92	12.73	13.33	14.22	15.36	16.09	15.71	15.73	15.36	14.96
291-299	Primary metals - Première transformation des métaux	13.87	14.50	14.73	15.63	16.34	17.25	17.91	18.70	19.73	20.44	20.33	20.50	21.14
291	Primary steel - Sidérurgie	15.04	15.63	16.09	17.13	17.45	18.06	18.77	19.75	20.59	21.35	21.58	21.64	21.86
301-309	Fabricated metal products - Fabrication des produits métalliques	11.00	11.37	11.66	12.48	12.98	13.73	14.35	14.98	15.21	14.96	15.16	16.32	16.79
304	Stamped, pressed & coated metal products													
	Embout., matricage et revêtement des métaux	9.92	10.36	10.57	11.22	11.83	12.41	13.48	14.09	14.86	13.94	14.68	15.25	16.32
311-319	Machinery (ex. elect. mach.) - Machinerie (sauf électrique)	10.87	11.40	12.03	12.69	13.11	13.77	15.06	15.89	16.90	16.17	16.94	17.49	18.55
319	Other machinery & equipment - Autres machineries et équipements	10.66	11.23	11.96	12.63	13.09	13.75	15.13	16.12	17.22	16.52	17.29	17.65	18.83
321-329	Transportation equipment - Matériel de transport	12.72	13.38	14.06	14.51	15.36	16.00	16.87	18.02	18.69	19.35	20.39	20.78	20.74
323	Motor vehicles - Véhicules automobiles	14.31	15.10	16.19	17.02	18.28	18.81	19.64	20.51	21.58	22.93	24.53	25.54	25.62
325	Motor vehicle parts & accessories - Pièces et accessoires pour véhicules automobiles	12.19	12.69	13.07	13.51	14.20	14.80	15.39	16.22	16.72	17.30	18.12	18.21	18.21
331-339	Electrical & electronic products - Produits électriques et électroniques	10.76	11.11	11.56	11.96	12.27	12.79	14.02	14.45	15.33	15.60	15.82	15.73	16.04
330	Electrical & electronic products n.e.c. - Produits électriques et électroniques n.c.a.	10.06	10.38	11.20	11.53	12.08	12.69	13.26	13.47	13.62	14.23	14.90	15.62	14.24
335	Communication & other electronic equip. - Equip. de comm. et autre matériel électronique	11.55	11.87	12.02	12.39	12.37	12.51	14.73	15.17	16.15	16.94	16.34	15.56	17.44
337	Electrical industrial equipment - Matériel électrique d'usage industriel	10.56	11.06	11.31	11.55	11.67	12.24	13.31	13.99	15.32	14.63	14.77	14.90	15.48
371-379	Chemical & chemical products - Produits chimiques	11.71	12.22	12.72	13.56	14.14	14.53	15.29	16.58	17.23	17.68	17.65	17.20	17.76
374	Pharmaceuticals & medicine - Produits pharmaceutiques et médicaments	9.36	10.28	11.18	11.73	12.23	12.63	13.25	14.68	15.46	16.15	16.53	17.31	18.53
379	Other chemical products - Autres produits chimiques	12.80	13.19	13.37	15.06	16.23	16.40	17.09	17.34	17.27	16.35	15.09	14.56	16.06
391-399	Other manufacturing industries - Autres industries manufacturières	10.01	10.63	10.60	11.60	12.18	13.04	13.53	13.65	13.09	13.86	13.67	13.65	15.08
401-449	Construction - Construction	12.97	13.48	14.11	14.90	15.44	16.42	17.38	18.42	18.47	18.30	18.64	19.33	18.92

Annual Estimates of Employment, Earnings and Hours, 1984-1996, Statistics Canada
Estimations annuelles de l'emploi, des gains et de la durée du travail, 1984-1996, Statistique Canada

Table 5
Estimates of Average Hourly Earnings, for Employees paid by the Hour, by
Industry, Canada, Provinces and Territories.

Tableau 5
Estimations de la rémunération horaire moyenne, pour les salariés rémunérés à
l'heure, par industrie, Canada, provinces et territoires

SIC 1980 CTI	Industry Industrie	DOLLARS												
		1984	1985	1986	1987	1988	1989	1990	1991	1992	1993	1994	1995	1996
ONTARIO														
401-402	Bldg. developing & general contracting - Constructeurs, promoteurs et entrep. généraux	\$11.23	\$11.40	\$12.52	\$13.60	\$13.82	\$14.87	\$15.85	\$16.24	\$16.58	\$15.86	\$16.47	\$17.07	\$17.57
401	Residential building & development - Promotion et construction de bâtiments résidentiels	10.34	10.51	11.53	12.53	12.74	13.70	14.56	14.18	14.00	14.06	15.13	15.73	16.10
402	Non-residential building & development - Promotion & constr. de bâtiments non résidentiels	13.76	13.98	15.34	16.68	16.95	18.23	19.46	20.62	21.30	20.22	19.60	20.32	20.88
411-412	Industrial & heavy (engineering) construction - Constr. lourde et industrielle (génie)	13.93	15.22	16.61	17.28	17.57	18.27	19.35	19.50	20.05	19.17	19.27	20.09	20.53
412	Highway & heavy constr. - Constr. de routes et constr. lourde	13.88	15.18	16.59	17.22	17.51	18.22	19.30	19.52	20.09	18.57	18.51	19.89	20.35
421-429	Trade contracting - Entrepreneurs spécialisés	13.61	14.09	14.51	15.03	15.84	16.91	17.66	19.02	18.72	18.85	19.24	20.01	19.09
041-449	Goods producing industries - Branches													
491-499	productrices de biens	11.73	12.22	12.71	13.28	13.89	14.65	15.49	16.41	16.91	17.14	17.37	17.77	18.17
451-499	Transportation, storage, comm. & other													
	utilities - Transp., entreposage, comm.													
	et autres services publics	12.72	13.10	13.53	13.69	14.23	14.83	15.76	16.70	17.60	17.97	18.13	18.21	18.41
451-479	Transportation & storage - Transport et entreposage	12.75	13.19	13.61	13.26	13.75	14.25	14.93	15.82	16.55	16.95	16.99	16.87	17.24
451-459	Transportation - Transport	12.72	13.16	13.60	13.25	13.75	14.27	14.97	15.88	16.60	17.08	17.11	16.93	17.28
456	Truck transport - Camionnage	13.73	13.90	13.62	13.58	14.47	14.76	15.18	15.28	15.70	15.90	15.83	15.59	16.80
457	Public passenger transit systems - Transport en commun	10.64	11.35	12.56	12.92	13.23	13.82	14.79	16.42	17.95	18.41	18.06	18.47	17.63
458-459	Transportation n.e.c. - Transport n.c.a.	10.71	11.64	12.13	12.01	11.48	12.39	13.65	14.72	14.99	15.90	16.66	16.58	16.86
481-499	Communication & other utilities - Communications et autres services publics	12.64	12.91	13.35	14.54	15.18	15.84	17.19	18.19	19.41	19.62	19.97	20.22	20.12
481-484	Communication - Communications	8.00	7.89	7.88	10.11	10.95	12.01	13.13	13.08	14.08	14.70	14.93	16.11	16.50
484	Postal & courier service - Services postaux et services de messagers	7.29	7.27	7.25	9.68	10.93	13.01	13.38	12.36	13.60	13.79	14.26	14.26	14.67
491-499	Other Utilities - Autres services publics	14.08	14.68	15.43	16.11	16.68	17.58	18.79	20.31	21.43	21.70	22.13	22.65	22.74
491	Electric power systems - Énergie électrique	15.05	15.79	16.65	17.41	18.09	18.86	20.45	22.01	23.16	23.57	24.43	24.68	24.77
499	Other utilities n.e.c. - Autres services publics n.c.a.	12.55	12.43	13.07	13.32	13.62	14.95	15.33	16.77	17.44	17.82	17.61	18.39	18.62
501-692	Trade - Commerce	7.68	7.90	8.32	8.72	9.07	9.56	10.00	10.36	10.77	10.90	11.33	11.43	12.29
501-599	Wholesale Trade - Commerce de gros	8.94	9.36	10.02	10.71	11.00	11.51	12.00	12.37	12.47	12.61	13.32	13.14	13.86
521-524	Food, beverage, drug & tobacco - Produits alimentaires, boissons, médicaments et tabac	10.20	9.82	11.95	12.68	12.20	12.09	13.01	13.21	12.63	12.89	13.93	13.06	13.61
551-552	Motor vehicles, parts & accessories - Véhicules auto., pièces et accessoires	11.77	12.40	11.41	13.57	14.54	14.28	14.91	13.84	13.35	14.19	13.49	14.24	14.81
561-563	Metals, hardware, plumbing, heating & building materials - Métaux, quincaillerie, matér. de plomberie, de chauffage et de construction	8.20	9.01	9.49	10.61	10.12	11.06	12.06	13.07	12.87	12.53	13.29	13.08	13.78
591-599	Other wholesale products - Autres produits divers, commerce de gros	7.88	8.25	8.74	8.86	9.01	9.50	9.84	10.07	10.48	12.06	11.84	12.38	13.02
601-692	Retail trade - Commerce de détail	7.24	7.44	7.74	8.08	8.47	8.85	9.36	9.76	10.15	10.32	10.65	10.81	11.54
601-603	Food, beverage and drug - Aliments, boissons et médicaments	8.22	8.23	8.39	8.82	9.38	9.62	9.82	10.08	11.03	11.22	11.30	11.45	11.77
601	Food stores - Magasins d'alimentation	8.25	8.26	8.37	8.75	9.29	9.39	9.62	9.75	10.71	10.98	11.01	11.08	11.15
603	Prescription drugs & patent medicine stores - Mag. de médicaments sur ordonnance & brevetés	7.01	7.11	7.23	8.10	8.89	9.75	9.83	10.40	11.28	11.26	11.43	11.91	11.81
611-615	Shoe, apparel, fabric & yarn - Chaussures, vêtements, tissus et filés	5.63	6.55	6.82	7.00	7.41	7.79	8.00	8.50	8.61	8.77	9.39	9.37	9.77

Annual Estimates of Employment, Earnings and Hours, 1984-1996, Statistics Canada
 Estimations annuelles de l'Emploi, des gains et de la durée du travail, 1984-1996, Statistique Canada

Table 5

Estimates of Average Hourly Earnings, for Employees paid by the Hour, by Industry, Canada, Provinces and Territories.

Tableau 5

Estimations de la rémunération horaire moyenne, pour les salariés rémunérés à l'heure, par industrie, Canada, provinces et territoires

SIC	Industry	DOLLARS												
		1984	1985	1986	1987	1988	1989	1990	1991	1992	1993	1994	1995	1996
1980														
CTI	Industrie													
ONTARIO														
613	Women's clothing stores - Magasins de vêtements pour dames	\$5.45	\$6.28	\$6.87	\$6.90	\$7.28	\$7.60	\$7.94	\$8.41	\$8.45	\$8.44	\$8.61	\$8.63	\$9.34
614	Clothing stores n.e.c. - Magasins de vêtements n.c.a.	5.81	7.13	6.70	7.03	7.44	8.04	8.32	8.07	8.44	8.77	9.57	9.92	9.81
631-639	Auto vehicles, parts & access., sales & serv. Véhicules autos, pièces & access., vente & serv.	7.57	7.82	8.42	8.94	9.22	9.71	10.51	10.84	10.72	10.97	11.35	11.31	13.40
631	Automobile dealers - Concessionnaires d'automobiles	8.13	8.38	9.36	10.23	11.10	11.35	12.70	12.98	13.51	13.08	13.76	13.03	15.99
633	Gasoline service stations - Stations-service	5.92	6.31	6.70	7.17	7.29	7.92	8.15	8.28	7.99	7.39	8.12	8.33	9.70
634	Automotive parts & accessories stores - Mag. de pièces et accessoires pour automobiles	7.16	7.35	7.75	8.39	8.72	9.22	10.35	10.34	8.73	9.61	10.20	10.26	11.19
635	Motor vehicle repair shops - Ateliers de réparation d'automobiles	9.99	9.87	10.61	10.50	10.80	11.16	11.78	12.19	12.49	13.37	12.59	12.77	13.60
641-641	General merchandise stores - Magasins de marchandises diverses	7.59	7.38	7.46	7.74	7.99	8.18	8.88	9.61	9.80	9.75	9.86	10.04	10.14
651-692	Other retail n.e.c. - Autres commerces de détail n.c.a.	5.58	5.91	6.52	6.42	6.73	7.33	7.74	8.37	8.44	8.65	9.44	10.01	10.47
701-761	Finance, insurance & real estate - Finances, assur. & affaires immobilières	8.14	8.38	8.55	9.36	9.58	10.59	11.50	11.37	11.22	11.43	12.41	13.37	13.67
701-749	Finance & insurance - Intermédiaires financiers et assurances	8.45	8.15	8.74	8.96	9.26	10.36	10.73	11.12	11.68	12.46	12.73	13.41	14.17
701-709	Deposit accepting intermediaries - Intermédiaires financiers de dépôts	8.54	8.18	8.81	9.05	9.24	10.21	10.59	11.07	11.73	11.84	12.26	12.35	12.59
701-702	Banks - Banques	9.05	8.66	9.33	9.58	9.78	10.81	11.21	11.53	11.92	12.12	12.19	12.24	12.68
703	Trust Companies - Sociétés de fiducie	8.06	7.71	8.31	8.53	8.71	9.62	9.94	10.39	10.84	10.71	11.07	11.14	11.54
751-759	Real estate operators (excl developers) - Services immobiliers (sauf lotisseurs)	8.37	8.80	8.54	10.00	10.47	11.22	11.53	10.15	10.61	10.00	11.65	12.76	12.24
761-761	Insurance & real estate agent - Agences d'assur. et agences immobilières	6.65	6.92	8.22	7.97	7.09	8.67	13.02	13.90	10.16	11.04	12.55	14.41	13.24
771-779	Comm., business & pers. services - Services	7.91	8.35	8.70	9.31	9.70	10.68	11.22	12.09	12.61	13.00	13.08	13.15	13.46
851-999	socio-culturels, comm. et pers.													
771-779	Business services - Services aux entreprises	6.18	6.85	7.22	8.23	8.99	10.91	11.17	12.17	11.67	12.48	12.16	12.38	13.43
771	Employment agencies & personnel suppliers - Bureaux de placement et location de pers.	6.08	6.88	6.90	8.49	8.65	11.29	10.93	12.13	11.77	11.23	11.05	11.17	10.68
779	Other business services - Autres services aux entreprises	5.60	5.53	5.17	6.97	7.90	8.98	9.26	10.28	10.13	10.59	10.58	10.33	11.35
851-853	Educational services - Services d'enseignement	9.32	9.53	10.00	10.71	11.35	11.96	12.77	13.55	14.16	14.36	14.27	14.29	15.49
851	Elementary & secondary education - Enseignement élémentaire et secondaire	9.45	9.75	10.33	10.89	11.51	12.07	12.77	13.73	14.53	14.90	14.76	15.02	16.60
852	Post-second. non-university education - Enseignement postsecondaire non univers.	9.32	9.05	9.16	10.28	11.19	12.04	12.55	13.38	14.08	14.20	14.32	14.14	14.43
853	University education - Enseignement universitaire	9.15	9.43	9.88	10.68	11.19	11.77	12.85	13.35	13.61	13.59	13.48	13.23	13.22
861-869	Health & social services - Services de soins de santé et services sociaux	10.69	11.22	11.96	12.65	13.21	14.09	14.93	15.81	16.56	17.15	17.26	17.23	17.46
861	Hospitals - Hôpitaux	12.40	13.10	13.67	14.58	14.95	16.13	16.75	17.65	18.63	19.46	19.61	19.81	19.90
862	Other institutional health & social services - Autres établ. de soins de santé & serv. sociaux	8.04	8.12	9.15	9.64	10.17	10.98	11.68	12.60	13.24	13.98	13.99	14.21	14.55
865	Private practice of physicians, surgeons & dentist - Cabinets privés de médecins chirurgiens, dentistes	7.47	8.27	9.25	9.30	10.74	11.28	12.36	13.46	14.28	14.25	12.99	13.19	14.10
869	Health & social service assn's & agencies - Assoc. & org. de santé et de services sociaux	8.00	8.14	8.81	9.36	9.97	10.30	11.51	12.62	13.06	13.39	14.14	15.43	16.35
911-922	Accommodation, food & beverage services - Hébergement et restauration	5.23	5.51	5.71	6.05	6.30	6.70	7.05	7.34	7.60	7.91	8.28	8.19	8.52

Annual Estimates of Employment, Earnings and Hours, 1984-1996, Statistics Canada
Estimations annuelles de l'Emploi, des gains et de la durée du travail, 1984-1996, Statistique Canada

Table 5

Estimates of Average Hourly Earnings, for Employees paid by the Hour, by Industry, Canada, Provinces and Territories.

Tableau 5

Estimations de la rémunération horaire moyenne, pour les salariés rémunérés à l'heure, par industrie, Canada, provinces et territoires

SIC 1980 CTI	Industry Industrie	DOLLARS												
		1984	1985	1986	1987	1988	1989	1990	1991	1992	1993	1994	1995	1996
ONTARIO														
911-914	Accommodation services - Services d'hébergement	\$5.55	\$5.94	\$6.33	\$6.88	\$7.04	\$7.61	\$7.98	\$8.31	\$8.85	\$9.32	\$9.49	\$9.65	\$10.03
911	Hotels, motels & tourist courts - Hôtels, motels et camps pour touristes	5.52	5.87	6.28	6.81	7.03	7.57	7.93	8.26	8.92	9.36	9.52	9.71	10.09
921-922	Food & beverage services - Services de la restauration	5.12	5.36	5.53	5.80	6.07	6.42	6.76	7.04	7.22	7.53	7.94	7.80	8.09
921	Food services - Services de restauration	5.08	5.32	5.49	5.76	6.02	6.37	6.71	6.99	7.20	7.53	7.95	7.82	8.11
961-999	Miscellaneous services - Services divers	7.41	7.98	8.08	8.63	8.46	9.19	10.07	10.27	10.44	10.74	11.04	11.13	11.45
961-969	Amusement & recreational services - Services de divertissements et de loisirs	7.36	7.90	7.78	8.73	8.37	9.77	10.67	10.68	11.07	11.16	11.51	11.43	11.63
991-999	Other services - Autres services	8.37	8.97	9.36	9.39	9.02	9.13	9.96	10.75	10.47	10.46	10.88	11.13	11.26
990	Other services n.e.c. - Autres services n.e.c.a.	9.54	10.49	11.07	10.44	10.81	11.39	11.76	12.63	12.05	11.51	11.46	11.87	11.95
451-484	Service producing industries - Branches productrices de services	8.30	8.63	8.98	9.42	9.83	10.55	11.08	11.79	12.30	12.56	12.81	12.91	13.43
041-999	Industrial aggregate - Ensemble des industries	9.93	10.34	10.76	11.27	11.78	12.52	13.06	13.76	14.21	14.41	14.72	14.90	15.35
MANITOBA														
061-092	Mining (incl. milling), quarrying and oil wells Mines (y compris broyage), carrières et puits de pétrole	15.03	15.20	15.18	15.52	17.22	19.57	19.62	20.85	21.44	21.93	21.67	23.67	24.39
101-399	Manufacturing - Industries manufacturières	9.50	9.64	10.02	10.35	10.73	11.26	11.73	12.45	12.69	12.97	13.28	13.35	13.69
	Non-durable goods - Biens non durables	8.98	9.06	9.47	9.75	10.12	10.49	10.96	11.74	12.00	12.27	12.56	12.65	13.07
	Durable goods - Biens durables	10.06	10.32	10.61	10.98	11.36	11.97	12.43	13.13	13.33	13.61	13.89	13.92	14.09
101-109	Food - Aliments	10.47	10.61	10.74	11.04	11.55	12.07	12.34	12.20	12.44	12.70	12.86	13.05	13.46
101	Meat and poultry products - Viande & volaille	10.71	10.45	10.51	10.94	11.60	12.00	12.18	12.22	12.35	12.53	12.88	12.96	13.74
243-249	Clothing - Habillement	5.39	5.43	5.64	5.90	6.26	6.36	6.64	7.21	7.10	7.31	7.46	7.52	8.34
251-259	Wood - Bois	7.57	7.62	7.62	8.20	8.90	9.61	10.02	11.07	10.73	10.78	10.82	10.45	10.91
254	Sash, doors & other millwork - Portes, châssis et autres bois travaillés	7.55	7.51	7.45	8.05	8.54	9.11	9.47	10.22	10.03	10.12	10.74	10.04	10.00
281-284	Printing, publishing & allied ind.- Imprimerie, édition et industries connexes	8.49	8.85	9.90	9.72	9.99	10.25	10.68	11.94	12.17	12.83	12.93	13.29	13.30
281	Commercial printing - Impression commerciale	8.52	9.38	11.82	11.26	11.43	11.99	12.76	13.20	12.78	14.01	13.62	13.94	13.48
321-329	Transportation equipment - Matériel de transport	10.30	10.62	10.80	11.24	11.66	12.16	12.71	13.58	14.29	15.06	14.88	14.67	14.57
321	Aircraft & aircraft parts - Aéronefs et pièces d'aéronefs	11.40	11.47	11.79	12.04	12.59	12.94	13.65	14.98	16.15	16.84	17.06	17.17	16.91
401-449	Construction - Construction	12.17	12.40	13.33	13.79	13.70	14.26	14.93	15.53	15.73	15.02	14.57	15.74	15.41
401-402	Bldg, developing & general contracting - Constructeurs, promoteurs et entrep. généraux	12.17	13.00	13.62	13.57	13.30	14.53	14.86	14.79	15.32	13.91	14.20	15.70	15.34
411-412	Industrial & heavy (engineering) construction - Constr. lourde et industrielle (génie)	9.85	9.94	12.40	13.06	12.92	12.72	14.56	14.01	13.17	13.81	13.91	14.50	15.98
421-429	Trade contracting - Entrepreneurs spécialisés	12.80	13.00	13.60	14.12	14.10	14.83	15.09	16.21	16.61	15.81	14.97	16.16	15.30
041-449	Goods producing industries - Branches productrices de biens	10.49	10.63	11.11	11.48	11.83	12.47	12.99	13.69	13.99	14.04	14.15	14.50	14.54
451-499	Transportation, storage, comm. & other utilities - Transp., entreposage, comm. et autres services publics	13.33	13.16	13.30	12.97	13.51	13.54	13.61	13.68	14.40	16.00	16.10	15.68	16.30

Annual Estimates of Employment, Earnings and Hours, 1984-1996, Statistics Canada
Estimations annuelles de l'Emploi, des gains et de la durée du travail, 1984-1996, Statistique Canada

Table 5

Estimates of Average Hourly Earnings, for Employees paid by the Hour, by Industry, Canada, Provinces and Territories.

Tableau 5

Estimations de la rémunération horaire moyenne, pour les salariés rémunérés à l'heure, par industrie, Canada, provinces et territoires

SIC 1980 CTI	Industry Industrie	DOLLARS												
		1984	1985	1986	1987	1988	1989	1990	1991	1992	1993	1994	1995	1996
MANITOBA														
451-479	Transportation & storage - Transport et entreposage	\$13.86	\$13.69	\$13.90	\$13.56	\$14.23	\$14.76	\$15.01	\$15.66	\$15.91	\$15.75	\$15.80	\$14.96	\$15.82
451-459	Transportation - Transport	13.95	13.78	13.95	13.59	14.26	14.79	15.04	15.71	16.03	15.78	15.78	15.02	15.82
453	Railway transport & related services - Transport et services ferroviaires	14.07	14.13	14.49	13.71	14.63	15.52	16.25	17.15	17.38	18.00	18.42	..	19.04
481-499	Communication & other utilities - Communications et autres services publics	11.42	11.53	11.61	11.82	12.04	11.12	11.13	10.72	12.05	16.55	16.78	17.42	17.40
481-484	Communication - Communications	10.79	10.86	10.90	10.88	10.98	9.76	9.62	9.59	10.97	17.85	17.83	18.70	18.55
482	Telecommunication carriers - Transmission des télécommunications	11.15	11.15	11.28	11.15	11.22	9.85	9.69	9.55	11.06	18.79	19.06	21.10	20.73
491-499	Other Utilities - Autres services publics	12.62	12.78	13.01	13.71	14.23	14.76	15.44	13.67	14.68	14.70	15.29	16.07	16.37
491	Electric power systems - Énergie électrique	13.07	13.06	13.35	14.08	14.55	14.91	16.00	12.93	13.68	13.60	14.43	15.50	15.58
501-692	Trade - Commerce	7.96	8.31	8.39	8.51	8.47	8.82	8.94	9.43	9.54	9.87	10.12	10.21	10.50
501-599	Wholesale Trade - Commerce de gros	8.02	8.51	8.72	9.05	9.35	9.52	9.96	10.45	10.67	11.05	11.97	11.48	11.43
601-692	Retail trade - Commerce de détail	7.93	8.23	8.26	8.31	8.19	8.58	8.56	9.07	9.19	9.50	9.49	9.73	10.22
601-603	Food, beverage and drug - Aliments, boissons et médicaments	10.17	10.27	10.26	9.97	9.83	10.00	9.82	10.81	11.08	11.69	10.85	10.95	11.00
601	Food stores - Magasins d'alimentation	10.78	10.81	10.79	10.46	10.24	10.34	10.12	11.09	11.26	11.91	11.37	11.19	11.21
611-615	Shoe, apparel, fabric & yarn - Chaussures, vêtements, tissus et filés	5.62	6.02	6.04	6.49	6.70	6.77	7.13	7.29	7.00	7.21	7.39	7.44	7.89
631-639	Auto vehicles, parts & access., sales & serv. - Véhicules autos, pièces & access., vente & serv.	8.10	8.42	8.10	8.41	8.01	8.89	8.48	8.21	8.47	8.74	9.30	9.67	11.06
641-641	General merchandise stores - Magasins de marchandises diverses	6.89	7.21	7.14	7.04	7.11	7.40	7.97	8.37	8.86	9.01	8.83	8.98	9.19
651-692	Other retail n.e.c. - Autres commerces de détail n.c.a.	5.75	6.19	6.54	6.37	6.54	6.52	6.45	7.30	7.36	7.80	8.14	8.45	8.96
701-761	Finance, insurance & real estate - Finances, assur. & affaires immobilières	7.35	7.80	7.98	8.27	8.68	8.72	8.81	10.32	10.02	9.79	9.97	9.78	9.94
701-749	Finance & insurance - Intermédiaires financiers et assurances	8.07	8.26	8.25	8.45	9.25	9.21	9.24	11.36	10.94	10.55	10.63	10.50	10.60
701-709	Deposit accepting intermediaries - Intermédiaires financiers de dépôts	6.50	7.25	7.23	7.59	8.08	8.38	8.99	9.86	10.07	10.28	10.37	10.40	10.52
701-702	Banks - Banques	6.88	7.67	7.65	8.03	8.55	8.87	9.59	10.27	10.45	10.65	10.65	10.86	11.15
731-733	Insurance - Assurances	10.31	10.82	11.40	11.00	12.18	12.87	13.09	13.66	13.23	12.30	12.32	12.70	13.83
751-759	Real estate operators (exc'l developers) - Services immobiliers (sauf lotisseurs)	6.76	6.85	7.44	7.53	7.18	7.07	8.11	8.90	8.84	8.94	8.30	7.84	7.68
771-779	Comm., business & pers. services - Services socio-culturels, comm. et pers.	7.64	8.18	8.45	8.81	9.42	10.10	10.53	11.06	11.43	11.67	11.53	11.71	12.02
771-779	Business services - Services aux entreprises	6.22	5.74	6.49	7.20	7.47	7.84	9.28	9.74	10.05	9.57	9.99	10.92	11.23
851-853	Educational services - Services d'enseignement	7.88	8.29	8.56	8.62	9.14	9.80	10.17	11.15	11.27	11.01	11.48	11.88	13.28
851	Elementary & secondary education - Enseignement élémentaire et secondaire	7.20	7.45	7.64	7.77	8.21	8.65	9.03	9.47	9.65	9.87	9.86	10.16	12.62
853	University education - Enseignement universitaire	8.82	9.73	10.13	10.13	10.77	12.00	12.28	15.03	15.16	13.61	16.28	17.07	15.07
861-869	Health & social services - Services de soins de santé et services sociaux	9.99	10.80	11.15	11.48	12.13	12.96	13.14	14.15	14.66	14.89	14.95	14.79	14.68
861	Hospitals - Hôpitaux	11.30	11.75	12.14	13.00	13.61	14.37	15.16	16.21	16.88	17.11	17.14	17.07	17.00
862	Other institutional health & social services - Autres établ. de soins de santé & serv. sociaux	9.52	9.28	9.71	10.25	10.98	11.69	11.86	12.11	11.94	12.55	12.97	12.69	12.46
911-922	Accommodation, food & beverage services - Hébergement et restauration	5.05	5.32	5.39	5.72	5.96	6.25	6.37	6.41	6.49	6.61	6.75	6.85	7.26

Annual Estimates of Employment, Earnings and Hours, 1984-1996, Statistics Canada
Estimations annuelles de l'Emploi, des gains et de la durée du travail, 1984-1996, Statistique Canada

Table 5

Estimates of Average Hourly Earnings, for Employees paid by the Hour, by Industry, Canada, Provinces and Territories.

Tableau 5

Estimations de la rémunération horaire moyenne, pour les salariés rémunérés à l'heure, par industrie, Canada, provinces et territoires

SIC 1980 CTI	Industry Industrie	DOLLARS												
		1984	1985	1986	1987	1988	1989	1990	1991	1992	1993	1994	1995	1996
MANITOBA														
911-914	Accommodation services - Services d'hébergement	\$5.76	\$5.81	\$5.95	\$6.34	\$6.55	\$6.83	\$6.98	\$6.90	\$7.00	\$7.33	\$7.73	\$7.61	\$7.95
911	Hotels, motels & tourist courts - Hôtels, motels et camps pour touristes	5.85	5.86	6.06	6.36	6.57	6.82	7.00	6.89	7.02	7.23	7.66	7.57	7.92
921-922	Food & beverage services - Services de la restauration	4.74	5.03	5.07	5.37	5.64	5.95	6.08	6.20	6.26	6.28	6.33	6.57	6.96
921	Food services - Services de restauration	4.78	5.08	5.11	5.42	5.69	6.00	6.14	6.20	6.25	6.27	6.33	6.57	6.96
961-999	Miscellaneous services - Services divers	7.23	7.01	7.21	7.54	7.96	8.58	8.78	8.75	9.16	9.19	8.93	9.31	11.33
451-484 501-999	Service producing industries - Branches productrices de services	9.01	9.18	9.31	9.27	9.72	10.22	10.47	11.03	11.37	11.75	11.71	11.73	12.07
041-999	Industrial aggregate - Ensemble des industries	9.56	9.71	9.98	10.11	10.49	11.04	11.34	11.87	12.19	12.46	12.44	12.60	12.83
SASKATCHEWAN														
061-092	Mining (incl. milling), quarrying and oil wells - Mines (y compris broyage), carrières et puits de pétrole	14.92	14.96	15.53	15.79	16.02	16.36	17.38	18.81	19.72	19.77	19.99	20.24	21.12
062	Non-metal mines (except coal) - Mines de minerais non métalliques (sauf le charbon)	15.10	15.25	16.02	16.00	16.54	16.86	18.06	19.55	20.56	21.62	22.44	23.40	23.62
091-092	Services incidental to mineral extraction - Industrie des services miniers	14.30	13.87	13.94	15.04	14.03	14.42	14.93	15.93	17.61	16.56	16.60	15.76	16.91
101-399	Manufacturing - Industries manufacturières	11.21	11.50	11.84	12.25	12.56	12.65	13.30	14.46	14.16	14.31	14.10	14.31	15.14
	Non-durable goods - Biens non durables	11.84	12.15	12.70	13.22	13.71	13.75	13.52	14.46	14.15	14.86	14.30	14.61	16.37
	Durable goods - Biens durables	10.59	10.89	11.01	11.32	11.42	11.60	13.11	14.46	14.17	13.84	13.93	14.05	14.27
101-109	Food - Aliments	11.52	11.61	11.68	12.11	12.52	12.77	14.30	14.56	13.80	14.75	14.68	13.82	14.92
101	Meat and poultry products - Viande & volaille	12.41	12.49	12.20	12.78	13.47	13.41	14.96	15.02	14.00	14.94	14.66	13.73	14.82
251-259	Wood - Bois	11.09	10.87	10.58	10.72	11.20	11.17	12.81	14.28	14.66	15.14	15.43	15.34	15.41
281-284	Printing, publishing & allied ind. - Imprimerie, édition et industries connexes	9.65	9.96	9.59	9.80	9.65	8.98	10.57	11.32	11.60	11.50	10.98	10.18	11.09
281	Commercial printing - Impression commerciale	10.46	10.88	9.97	11.12	9.92	9.44	11.49	12.59	13.01	14.03	12.81	11.59	12.76
311-319	Machinery (ex. elect. mach.) - Machinerie (sauf électrique)	9.45	10.04	10.23	10.23	10.06	10.01	11.04	11.42	11.55	11.56	11.97	12.92	12.56
311	Agricultural implements - Instruments aratoires	9.58	10.19	10.40	10.33	10.08	9.96	10.94	11.07	11.10	11.27	11.41	12.05	12.12
401-449	Construction - Construction	12.32	12.00	12.08	11.80	12.24	12.50	12.88	13.55	13.50	13.90	14.61	15.26	15.20
401-402	Bldg, developing & general contracting - Constructeurs, promoteurs et entrep. généraux	12.58	12.63	12.55	12.37	12.30	12.30	12.45	12.51	12.20	11.51	12.96	13.73	14.18
401	Residential building & development - Promotion et construction de bâtiments résidentiels	9.97	10.00	9.94	9.79	9.74	9.74	9.93	10.97	11.37	10.61	12.61	13.61	13.60
421-429	Trade contracting - Entrepreneurs spécialisés	12.07	11.48	11.71	11.28	11.94	12.10	12.52	13.72	13.50	13.91	14.10	14.66	15.04
041-449 491-499	Goods producing industries - Branches productrices de biens	12.68	12.47	12.65	12.75	13.05	13.17	13.78	14.89	14.87	15.03	15.17	15.55	15.98
451-499	Transportation, storage, comm. & other utilities - Transp., entreposage, comm. et autres services publics	14.22	14.04	14.15	12.90	13.21	13.08	13.88	14.55	14.68	14.83	15.59	14.50	15.05
451-479	Transportation & storage - Transport et entreposage	13.44	14.03	14.22	13.01	13.41	13.28	14.11	14.83	14.97	15.17	15.96	14.60	15.20

Annual Estimates of Employment, Earnings and Hours, 1984-1996, Statistics Canada
Estimations annuelles de l'Emploi, des gains et de la durée du travail, 1984-1996, Statistique Canada

Table 5

Estimates of Average Hourly Earnings, for Employees paid by the Hour, by Industry, Canada, Provinces and Territories.

Tableau 5

Estimations de la rémunération horaire moyenne, pour les salariés rémunérés à l'heure, par industrie, Canada, provinces et territoires

SIC 1980 CTI	Industry Industrie	DOLLARS												
		1984	1985	1986	1987	1988	1989	1990	1991	1992	1993	1994	1995	1996
SASKATCHEWAN														
481-499	Communication & other utilities - Communications et autres services publics	\$17.62	\$14.06	\$12.47	\$10.95	\$10.55	\$10.59	\$11.99	\$12.67	\$12.57	\$12.75	\$13.25	\$13.91	\$14.06
481-484	Communication - Communications	10.70	6.96	8.36	8.25	8.51	8.43	9.75	11.51	11.28	11.29	12.54	12.53	13.32
501-692	Trade - Commerce	7.96	8.19	8.33	8.41	8.55	8.64	9.01	9.23	9.41	9.54	10.11	10.04	10.27
501-599	Wholesale Trade - Commerce de gros	9.39	9.54	9.81	9.93	10.15	10.34	10.81	10.82	10.62	10.99	11.65	11.40	11.57
601-692	Retail trade - Commerce de détail	7.55	7.79	7.89	7.97	8.08	8.12	8.49	8.78	9.03	9.07	9.61	9.52	9.90
601-603	Food, beverage and drug - Aliments, boissons et médicaments	8.67	8.83	8.83	9.31	9.32	8.87	9.25	9.59	10.09	10.12	10.70	10.60	10.32
601	Food stores - Magasins d'alimentation	8.92	8.88	8.79	9.17	9.22	8.57	8.94	9.56	10.05	10.25	10.72	10.53	10.35
611-615	Shoe, apparel, fabric & yarn - Chaussures, vêtements, tissus et filés	5.70	5.84	6.07	5.95	6.05	6.18	6.64	6.84	6.85	6.97	7.42	7.22	7.39
631-639	Auto vehicles, parts & access., sales & serv. Véhicules autos, pièces & access., vente & serv.	7.35	7.79	7.85	7.70	7.95	8.15	8.52	8.62	8.71	8.92	10.00	9.45	11.09
641-641	General merchandise stores - Magasins de marchandises diverses	7.53	7.66	7.75	7.82	7.86	8.15	8.46	8.88	9.19	9.26	9.08	9.25	9.22
651-692	Other retail n.e.c. - Autres commerces de détail n.c.a.	5.69	5.75	6.09	6.61	6.87	6.56	6.96	7.42	7.90	7.42	8.38	8.71	8.34
701-761	Finance, insurance & real estate - Finances, assur. & affaires immobilières	6.11	6.27	6.32	6.66	6.95	7.49	8.13	8.97	9.34	10.17	10.22	10.67	10.70
701-749	Finance & insurance - Intermédiaires financiers et assurances	7.89	7.71	7.78	8.43	8.78	9.25	9.24	9.67	9.48	10.65	10.89	11.08	11.19
701-709	Deposit accepting intermediaries - Intermédiaires financiers de dépôts	8.39	8.18	8.19	8.64	8.87	9.35	9.56	10.05	10.45	10.50	10.51	10.74	11.39
701-702	Banks - Banques	8.40	8.19	8.20	8.65	8.88	9.36	9.57	9.85	10.35	10.59	10.71	11.11	12.21
751-759	Real estate operators (exc'l developers) - Services immobiliers (sauf lotisseurs)	5.54	5.57	5.58	5.53	5.12	4.86	6.45	8.08	9.71	9.56	9.25	10.04	9.41
771-779	Comm., business & pers. services - Services 851-999 socio-culturels, comm. et pers.	8.87	9.26	9.50	9.65	9.83	10.05	10.88	11.22	11.38	11.51	11.52	11.84	12.22
771-779	Business services - Services aux entreprises	7.95	7.99	8.37	8.22	9.19	9.36	11.39	10.87	10.51	10.04	11.23	10.38	11.71
851-853	Educational services - Services d'enseignement	9.07	8.95	8.94	9.17	9.17	9.55	10.02	10.36	10.49	10.61	10.76	10.86	12.68
851	Elementary & secondary education - Enseignement élémentaire et secondaire	7.90	8.10	8.48	8.51	8.75	9.06	9.39	9.52	9.59	9.53	9.69	9.69	12.30
854	Library services - Bibliothèques	7.38	7.57	7.82	8.23	8.73	8.68	9.05	8.66	9.09	9.34	9.36	11.47	8.27
861-869	Health & social services - Services de soins de santé et services sociaux	11.48	12.06	12.34	12.76	12.69	13.29	13.81	14.08	14.37	14.70	14.79	15.42	15.23
861	Hospitals - Hôpitaux	12.74	13.25	13.73	14.14	14.06	14.86	15.50	15.99	16.38	16.61	16.86	17.10	16.91
862	Other institutional health & social services - Autres établ. de soins de santé & serv. sociaux	10.19	10.53	10.89	11.55	11.20	11.65	12.08	12.05	12.36	12.41	12.57	13.10	12.58
911-922	Accommodation, food & beverage services - Hébergement et restauration	5.62	5.53	5.68	5.87	5.87	5.92	6.15	6.27	6.35	6.61	6.89	7.09	7.36
911-914	Accommodation services - Services d'hébergement	5.82	5.61	5.76	5.97	6.01	6.02	6.27	6.53	6.80	6.86	7.22	7.56	7.88
921-922	Food & beverage services - Services de la restauration	5.45	5.46	5.61	5.78	5.77	5.86	6.06	6.13	6.10	6.46	6.71	6.85	7.14
921	Food services - Services de restauration	5.41	5.42	5.57	5.74	5.73	5.81	6.02	6.11	6.10	6.46	6.69	6.84	7.15
961-999	Miscellaneous services - Services divers	7.16	7.57	7.29	7.28	7.07	6.71	7.33	8.41	8.85	9.15	9.25	10.15	12.23
451-484	Service producing industries - Branches 501-999 productrices de services	8.99	9.32	9.55	9.40	9.58	9.76	10.38	10.73	10.93	11.08	11.33	11.48	11.78
041-999	Industrial aggregate - Ensemble des industries	10.06	10.17	10.35	10.31	10.52	10.71	11.29	11.68	11.86	12.03	12.33	12.54	12.81

Annual Estimates of Employment, Earnings and Hours, 1984-1996, Statistics Canada
Estimations annuelles de l'emploi, des gains et de la durée du travail, 1984-1996, Statistique Canada

Table 5

Estimates of Average Hourly Earnings, for Employees paid by the Hour, by Industry, Canada, Provinces and Territories.

Tableau 5

Estimations de la rémunération horaire moyenne, pour les salariés rémunérés à l'heure, par industrie, Canada, provinces et territoires

SIC 1980 CTI	Industry Industrie	DOLLARS												
		1984	1985	1986	1987	1988	1989	1990	1991	1992	1993	1994	1995	1996
ALBERTA														
041-051	Logging and forestry - Exploitation forestière et serv. forestiers	\$10.02	\$10.99	\$14.43	\$13.15	\$12.39	\$12.96	\$13.59	\$14.18	\$16.38	\$16.12	\$16.53	\$18.61	\$19.53
041	Logging - Exploitation forestière	10.66	11.74	14.48	13.16	12.38	12.74	13.63	14.39	17.48	17.00	16.81	18.98	20.09
061-092	Mining (incl. milling), quarrying and oil wells Mines (y compris broyage), carrières et puits de pétrole	15.87	16.30	15.99	15.84	16.52	17.98	19.18	20.33	21.27	21.57	21.65	22.14	21.34
061-063	Mining - Mines	17.68	18.08	18.55	18.54	19.18	20.32	20.73	21.56	22.26	22.55	22.82	23.32	23.22
063	Coal mines - Mines de charbon	19.04	18.70	19.33	20.04	20.00	20.78	21.58	21.81	22.56	22.94	23.17	23.56	23.42
091-092	Services incidental to mineral extraction - Industrie des services miniers	14.99	15.45	15.24	15.00	15.55	16.40	17.75	18.90	19.99	20.53	20.53	19.93	18.27
091	Services incid. to crude petroleum & nat. gas - Services relat. au pétrole brut et au gas nat.	15.23	15.85	15.78	15.57	16.00	16.86	18.25	19.23	20.13	20.68	20.85	20.52	18.45
101-399	Manufacturing - Industries manufacturières	12.00	12.43	12.42	12.14	12.56	12.89	13.39	14.25	14.87	15.06	15.03	15.25	15.08
	Non-durable goods - Biens non durables	11.60	12.15	12.08	11.60	12.17	12.38	12.84	13.40	13.93	14.43	14.35	14.33	14.86
	Durable goods - Biens durables	12.27	12.60	12.64	12.49	12.82	13.21	13.73	14.86	15.63	15.53	15.54	15.95	15.22
101-109	Food - Aliments	11.60	12.16	12.15	11.70	12.09	12.07	12.02	12.46	12.46	12.60	12.78	12.53	12.79
101	Meat and poultry products - Viande & volaille	11.64	12.11	12.16	11.89	12.11	11.97	11.73	11.93	11.95	12.31	12.57	12.66	12.72
251-259	Wood - Bois	11.07	11.67	12.04	11.67	11.99	12.29	13.14	13.54	14.25	14.50	15.75	16.11	15.66
281-284	Printing, publishing & allied ind.- Imprimerie, édition et industries connexes	10.25	10.82	10.54	10.31	10.88	10.78	11.54	12.37	14.02	14.24	13.60	13.29	14.08
281	Commercial printing - Impression commerciale	13.02	13.47	13.14	12.29	13.31	13.28	13.25	13.53	15.16	15.44	14.58	14.20	14.68
311-319	Machinery (ex. elect. mach.) - Machinerie (sauf électrique)	13.44	13.43	13.11	13.41	13.58	14.38	15.56	16.62	16.54	15.92	17.05	17.21	15.72
319	Other machinery & equipment - Autres machineries et équipements	14.91	15.02	14.61	14.22	14.23	15.27	16.42	17.00	17.24	16.28	17.10	17.46	15.96
401-449	Construction - Construction	14.48	13.44	13.36	13.05	13.70	14.83	16.11	15.69	15.95	16.29	15.97	16.00	16.52
401-402	Bldg, developing & general contracting - Constructeurs, promoteurs et entrep. généraux	13.26	13.04	13.24	13.52	13.31	14.65	17.03	15.74	13.91	14.28	15.08	15.36	15.56
401	Residential building & development - Promotion et construction de bâtiments résidentiels	12.49	12.28	12.47	12.73	12.53	13.79	15.91	13.86	13.04	13.53	13.70	14.97	14.44
411-412	Industrial & heavy (engineering) construction - Constr. lourde et industrielle (génie)	15.03	15.12	15.08	14.06	14.82	16.16	17.40	17.18	18.50	19.43	18.17	17.41	18.51
411	Industrial const. (other than buildings) - Constr. industrielle (autre que bâtiment)	15.29	14.68	14.64	14.75	16.44	18.06	19.33	17.53	20.13	21.72	18.88	17.78	18.56
441-449	Goods producing industries - Branches productrices de biens	13.72	13.80	13.63	13.30	13.86	14.58	15.50	16.09	16.59	16.83	17.02	16.84	16.74
451-499	Transportation, storage, comm. & other utilities - Transp., entreposage, comm. et autres services publics	12.80	12.99	13.61	13.35	13.60	14.09	14.79	15.38	15.89	16.07	16.22	15.92	16.41
451-479	Transportation & storage - Transport et entreposage	12.86	12.92	13.56	13.10	13.37	13.83	14.62	15.20	15.67	15.80	16.06	15.52	15.84
451-459	Transportation - Transport	12.71	12.76	13.41	12.89	13.22	13.74	14.49	15.03	15.59	15.85	16.16	15.58	15.97
481-499	Communication & other utilities - Communications et autres services publics	12.53	13.34	13.80	14.16	14.37	14.87	15.33	15.90	16.50	16.92	16.70	16.95	18.01
491-499	Other Utilities - Autres services publics	14.17	14.38	14.56	15.00	15.16	15.21	15.77	16.42	17.17	17.72	17.40	17.58	18.33
491	Electric power systems - Énergie électrique	15.38	15.92	16.20	16.86	17.24	17.35	18.33	18.85	20.17	20.62	20.50	20.78	20.97

Annual Estimates of Employment, Earnings and Hours, 1984-1996, Statistics Canada
Estimations annuelles de l'Emploi, des gains et de la durée du travail, 1984-1996, Statistique Canada

Table 5

Estimates of Average Hourly Earnings, for Employees paid by the Hour, by Industry, Canada, Provinces and Territories.

Tableau 5

Estimations de la rémunération horaire moyenne, pour les salariés rémunérés à l'heure, par industrie, Canada, provinces et territoires

SIC 1980 CTI	Industry Industrie	DOLLARS												
		1984	1985	1986	1987	1988	1989	1990	1991	1992	1993	1994	1995	1996
ALBERTA														
	501-692 Trade - Commerce	\$8.64	\$8.55	\$8.59	\$8.85	\$9.11	\$9.56	\$9.80	\$10.44	\$10.51	\$10.76	\$10.65	\$10.79	\$11.33
	501-599 Wholesale Trade - Commerce de gros	10.33	10.21	10.20	10.38	10.72	11.74	12.01	12.38	12.74	13.14	13.35	14.19	14.17
	571-579 Machinery, equipment & supplies - Machines, matériel et fournitures	12.57	12.68	11.88	12.21	12.35	13.35	13.43	14.20	14.50	15.15	15.26	16.25	16.44
	601-692 Retail trade - Commerce de détail	8.20	8.14	8.22	8.46	8.70	9.03	9.19	9.86	9.90	10.00	9.70	9.67	10.41
	601-603 Food, beverage and drug - Aliments, boissons et médicaments	9.43	9.12	9.43	9.90	10.27	10.54	10.73	11.21	11.27	11.01	10.26	10.24	10.60
	601 Food stores - Magasins d'alimentation	10.40	9.68	10.15	10.61	11.14	11.60	11.23	11.55	11.57	10.75	10.25	10.49	10.88
	611-615 Shoe, apparel, fabric & yarn - Chaussures, vêtements, tissus et filés	6.54	6.57	6.75	6.93	6.64	7.01	7.07	7.35	7.42	7.73	7.76	7.81	7.90
	631-639 Auto vehicles, parts & access., sales & serv. Véhicules autos, pièces & access., vente & serv.	7.97	8.09	8.23	8.16	8.68	9.17	9.18	10.10	9.83	10.58	10.43	10.57	12.09
	641-641 General merchandise stores - Magasins de marchandises diverses	8.27	8.30	8.23	8.25	8.40	8.51	8.97	9.90	10.16	10.09	9.23	9.19	9.46
	651-692 Other retail n.e.c. - Autres commerces de détail n.c.a.	6.30	6.46	6.14	6.64	6.62	7.29	7.67	8.09	8.05	8.09	8.39	8.15	8.98
	701-761 Finance, insurance & real estate - Finances, assur. & affaires immobilières	8.37	8.44	7.89	8.45	9.25	8.64	9.41	9.95	10.71	10.55	10.86	11.60	12.58
	701-749 Finance & insurance - Intermédiaires financiers et assurances	8.45	8.94	7.96	8.76	9.61	9.06	9.83	10.19	11.14	11.56	11.10	11.38	12.86
	701-709 Deposit accepting intermediaries - Intermédiaires financiers de dépôts	8.13	8.36	8.76	8.86	9.18	9.52	9.99	10.43	10.83	10.90	11.07	11.35	11.58
	701-702 Banks - Banques	8.38	8.61	9.02	9.13	9.45	9.80	10.30	10.63	11.15	11.26	11.29	11.46	11.88
	721-729 Investment intermediaries - Intermédiaires d'investissement	10.67	10.62	7.87	9.04	10.58	8.13	9.08	8.94	10.80	12.45	10.35	10.86	13.85
	751-759 Real estate operators (exc'l developers) - Services immobiliers (sauf lotisseurs)	8.31	7.82	8.08	7.99	8.89	8.14	8.63	9.76	10.28	8.96	10.24	10.36	10.80
	771-779 Comm., business & pers. services - Services 851-999 socio-culturels, comm. et pers.	8.36	8.53	8.57	8.84	9.00	9.70	10.20	10.92	11.51	11.77	11.53	11.20	12.13
	771-779 Business services - Services aux entreprises	7.16	7.35	7.51	7.78	8.39	9.81	10.48	11.77	12.66	12.43	13.23	12.30	14.35
	851-853 Educational services - Services d'enseignement	9.44	9.72	9.97	9.95	10.14	10.76	11.21	11.35	11.87	12.17	11.91	11.67	13.31
	851 Elementary & secondary education - Enseignement élémentaire et secondaire	9.01	9.10	9.29	9.23	9.20	9.62	9.92	10.05	10.61	10.84	10.58	10.29	13.01
	852 Post-second. non-university education - Enseignement postsecondaire non univers.	10.65	10.71	11.16	11.38	11.52	12.00	12.86	13.09	13.73	14.14	13.79	13.98	13.74
	854 Library services - Bibliothèques	10.43	10.88	10.90	11.83	12.37	12.62	12.50	13.49	13.13	13.01	13.53	11.65	11.52
	861-869 Health & social services - Services de soins de santé et services sociaux	11.91	12.09	12.30	12.54	12.76	13.29	14.08	14.96	15.47	16.32	15.42	14.59	14.86
	861 Hospitals - Hôpitaux	12.61	13.00	13.26	13.59	13.74	14.35	15.54	16.96	17.66	18.60	17.73	16.86	16.66
	865 Private practice of physicians, surgeons & dentist - Cabinets privés de médecins chirurgiens, dentistes	12.04	11.26	13.07	11.34	12.72	13.42	14.74	13.85	12.91	16.19	14.16	12.82	15.68
	911-922 Accommodation, food & beverage services - Hébergement et restauration	4.95	5.00	4.97	5.13	5.38	5.76	6.37	6.93	7.13	7.09	7.34	7.39	7.80
	911-914 Accommodation services - Services d'hébergement	5.63	5.66	5.76	5.94	6.26	6.50	7.05	7.56	7.73	7.68	8.02	8.34	8.90
	911 Hotels, motels & tourist courts - Hôtels, motels et camps pour touristes	5.62	5.66	5.75	5.93	6.25	6.48	7.04	7.55	7.72	7.68	8.03	8.36	8.90
	921-922 Food & beverage services - Services de la restauration	4.51	4.58	4.48	4.58	4.79	5.30	5.87	6.42	6.70	6.75	6.98	6.92	7.26
	921 Food services - Services de restauration	4.51	4.57	4.48	4.57	4.78	5.29	5.86	6.41	6.72	6.77	6.98	6.92	7.25
	961-999 Miscellaneous services - Services divers	8.39	8.61	8.49	8.82	8.49	9.64	9.14	8.75	9.22	9.65	10.28	10.55	12.31

Annual Estimates of Employment, Earnings and Hours, 1984-1996, Statistics Canada
Estimations annuelles de l'Emploi, des gains et de la durée du travail, 1984-1996, Statistique Canada

Table 5

Estimates of Average Hourly Earnings, for Employees paid by the Hour, by Industry, Canada, Provinces and Territories.

Tableau 5

Estimations de la rémunération horaire moyenne, pour les salariés rémunérés à l'heure, par industrie, Canada, provinces et territoires

SIC 1980 CTI	Industry Industrie	DOLLARS												
		1984	1985	1986	1987	1988	1989	1990	1991	1992	1993	1994	1995	1996
ALBERTA														
961-969	Amusement & recreational services - Services de divertissements et de loisirs	\$7.85	\$7.33	\$7.53	\$7.72	\$8.08	\$9.23	\$9.66	\$9.91	\$10.09	\$10.35	\$10.36	\$10.01	\$12.18
991-999	Other services - Autres services	9.04	9.74	9.65	9.97	9.25	10.69	9.70	8.69	9.23	9.20	10.78	11.65	12.59
990	Other services n.e.c. - Autres services n.c.a.	9.46	10.53	10.28	10.48	10.02	11.45	10.27	9.66	10.49	10.59	12.81	13.01	14.32
451-484	Service producing industries - Branches productrices de services	9.13	9.21	9.22	9.31	9.54	10.03	10.47	11.15	11.64	11.87	11.65	11.53	12.30
041-999	Industrial aggregate - Ensemble des industries	10.72	10.80	10.69	10.68	11.02	11.57	12.21	12.80	13.22	13.47	13.39	13.16	13.65
BRITISH COLUMBIA COLOMBIE-BRITANNIQUE														
041-051	Logging and forestry - Exploitation forestière et serv. forestiers	17.73	18.29	18.17	17.86	18.77	19.45	20.10	21.27	20.97	21.96	22.49	23.12	23.96
041	Logging - Exploitation forestière	17.73	18.35	18.26	18.05	19.04	19.60	20.38	21.79	21.57	22.52	23.09	23.84	24.61
061-092	Mining (incl. milling), quarrying and oil wells - Mines (y compris broyage), carrières et puits de pétrole	15.96	16.60	16.85	17.32	19.24	19.43	19.77	21.29	22.54	22.94	22.42	23.66	23.77
061-063	Mining - Mines	15.89	16.57	16.79	17.19	19.31	19.36	19.94	21.75	22.79	23.43	23.39	24.66	25.20
061	Metal mines - Mines de métaux	15.03	15.14	15.32	15.84	18.78	18.40	18.85	21.07	22.52	23.22	23.62	24.68	..
101-399	Manufacturing - Industries manufacturières	13.94	14.44	14.48	14.83	14.97	15.78	16.67	17.55	17.65	18.02	18.52	19.34	20.07
	Non-durable goods - Biens non durables	13.42	14.02	14.37	14.64	14.70	15.61	16.37	17.54	17.38	18.02	18.13	18.60	18.72
	Durable goods - Biens durables	14.26	14.71	14.57	14.96	15.14	15.89	16.88	17.55	17.85	18.01	18.77	19.82	20.84
101-109	Food - Aliments	12.48	12.80	13.30	13.53	13.85	14.22	14.83	15.27	14.72	15.66	15.90	15.92	15.67
251-259	Wood - Bois	14.97	15.52	15.78	16.26	16.26	17.25	18.05	18.42	18.09	18.72	19.74	20.92	21.88
251	Sawmill, planing mill & shingle mill products - Scieries, ateliers de rabotage et usines de bardeaux	15.09	15.78	16.05	16.50	16.54	17.56	18.53	18.96	19.42	20.22	21.03	21.92	22.81
271-279	Paper & allied products - Papier et produits connexes	16.66	17.44	17.93	18.70	19.02	20.45	21.30	22.14	22.75	23.21	23.67	24.65	25.05
271	Pulp & paper - Pâtes et papiers	17.13	17.87	18.39	19.14	19.49	20.88	21.82	22.71	23.35	23.71	24.16	25.25	25.68
281-284	Printing, publishing & allied ind.- Imprimerie, édition et industries connexes	15.52	14.99	15.08	15.37	15.94	15.44	15.42	16.74	16.51	17.12	16.59	17.40	17.16
281	Commercial printing - Impression commerciale	18.78	18.00	17.96	16.06	16.77	16.02	15.53	17.00	16.46	16.47	16.17	17.17	16.65
401-449	Construction - Construction	17.14	16.96	15.66	15.30	15.78	16.89	17.65	17.99	18.35	18.38	19.02	20.95	19.71
401-402	Bldg, developing & general contracting - Constructeurs, promoteurs et entrep. généraux	15.04	14.45	12.80	13.34	14.26	15.18	16.44	16.93	16.36	16.57	17.78	20.36	19.30
401	Residential building & development - Promotion et construction de bâtiments résidentiels	14.45	13.88	12.29	12.82	13.70	14.58	15.78	15.53	15.11	15.39	16.43	19.26	18.12
411-412	Industrial & heavy (engineering) construction - Constr. lourde et industrielle (génie)	23.72	23.44	24.00	23.92	24.50	24.38	24.27	22.59	22.96	22.86	22.06	24.27	22.75
412	Highway & heavy constr. - Constr. de routes et constr. lourde	22.08	22.42	22.69	22.47	22.29	22.88	22.09	21.38	22.40	22.32	21.13	24.10	22.75
421-429	Trade contracting - Entrepreneurs spécialisés	16.44	16.07	14.85	14.41	14.61	15.96	16.64	17.29	18.29	18.54	19.18	20.73	19.11
441-449	Services incidental to construction - Services relatifs à la construction	12.16	13.12	14.38	14.72	15.14	16.11	16.55	18.61	16.21	15.64	15.47	16.53	19.33
041-449	Goods producing industries - Branches productrices de biens	15.00	15.43	15.19	15.39	15.73	16.60	17.38	18.22	18.40	18.69	19.20	20.34	20.58

Annual Estimates of Employment, Earnings and Hours, 1984-1996, Statistics Canada
Estimations annuelles de l'emploi, des gains et de la durée du travail, 1984-1996, Statistique Canada

Table 5

Estimates of Average Hourly Earnings, for Employees paid by the Hour, by Industry, Canada, Provinces and Territories.

Tableau 5

Estimations de la rémunération horaire moyenne, pour les salariés rémunérés à l'heure, par industrie, Canada, provinces et territoires

SIC 1980 CTI	Industry Industrie	DOLLARS												
		1984	1985	1986	1987	1988	1989	1990	1991	1992	1993	1994	1995	1996
BRITISH COLUMBIA COLOMBIE-BRITANNIQUE														
451-499	Transportation, storage, comm. & other utilities - Transp., entreposage, comm. et autres services publics	\$16.35	\$16.51	\$16.92	\$16.82	\$15.92	\$16.27	\$17.02	\$18.46	\$19.73	\$20.65	\$20.57	\$21.10	\$20.99
451-479	Transportation & storage - Transport et entreposage	16.72	16.73	17.08	16.98	16.07	16.25	17.12	18.90	19.65	20.35	20.09	20.91	20.42
451-459	Transportation - Transport	16.81	16.79	17.06	17.05	16.14	16.36	17.20	19.02	19.63	20.49	20.12	21.01	20.49
481-499	Communication & other utilities - Communications et autres services publics	15.51	16.01	16.54	16.48	15.58	16.33	16.84	17.76	19.86	21.17	21.48	21.38	21.74
481-484	Communication - Communications	14.98	15.46	16.00	15.89	14.98	15.46	15.82	17.04	19.25	20.82	21.26	20.93	20.93
482	Telecommunication carriers - Transmission des télécommunications	15.04	15.41	16.02	15.83	14.83	15.32	15.74	17.29	19.86	22.00	23.06
491-499	Other Utilities - Autres services publics	17.24	17.93	18.51	18.50	17.86	19.65	20.45	20.09	21.69	22.06	22.12	22.90	24.07
491	Electric power systems - Énergie électrique	19.84	20.81	21.22	21.34	20.57	21.92	22.73	22.34	24.37	24.93	24.98	25.94	26.47
501-692	Trade - Commerce	9.76	9.84	9.77	9.80	9.96	10.32	10.73	11.40	11.87	12.00	12.37	13.13	13.05
501-599	Wholesale Trade - Commerce de gros	12.65	12.51	12.29	12.07	11.97	12.79	13.41	13.93	14.17	14.59	14.93	15.33	16.15
561-563	Metals, hardware, plumbing, heating & building materials - Métaux, quincaillerie, matr. de plomberie, de chauffage et de construction	11.80	11.71	11.41	10.70	11.02	11.22	11.98	13.11	12.52	13.42	14.60	13.93	14.97
563	Lumber & building materials - Bois et matériaux de construction	10.33	9.71	9.95	9.53	8.51	9.16	10.53	12.26	11.71	12.54	13.27	13.05	14.09
601-692	Retail trade - Commerce de détail	9.21	9.32	9.30	9.36	9.52	9.79	10.07	10.70	11.27	11.37	11.64	12.54	12.15
601-603	Food, beverage and drug - Aliments, boissons et médicaments	11.77	11.88	11.48	11.29	11.63	11.78	11.58	12.65	13.13	12.80	13.01	13.82	13.38
601	Food stores - Magasins d'alimentation	12.57	12.62	12.70	12.07	12.52	12.48	12.13	13.08	13.04	12.44	12.70	13.69	13.12
611-615	Shoe, apparel, fabric & yarn - Chaussures, vêtements, tissus et filés	6.55	6.54	6.57	6.88	7.14	7.11	7.44	7.67	7.74	8.31	8.82	9.68	9.24
613	Women's clothing stores - Magasins de vêtements pour dames	6.14	5.97	6.07	6.50	6.78	6.68	7.02	7.25	7.70	8.22	8.62	9.39	8.48
631-639	Auto vehicles, parts & access., sales & serv. - Véhicules autos, pièces & access., vente & serv.	9.39	9.60	9.52	9.74	9.54	10.14	10.43	10.63	11.19	11.33	12.44	13.49	13.80
641-641	General merchandise stores - Magasins de marchandises diverses	9.50	9.66	9.46	9.28	9.24	9.46	9.95	10.33	11.14	10.88	10.58	10.77	10.86
651-692	Other retail n.e.c. - Autres commerces de détail n.c.a.	6.58	6.75	6.62	7.04	7.53	8.11	8.06	8.31	9.25	9.71	9.35	11.05	9.80
701-761	Finance, insurance & real estate - Finances, assur. & affaires immobilières	8.67	8.56	9.26	9.47	9.72	10.07	10.51	10.85	11.10	12.48	13.15	12.94	13.55
701-749	Finance & insurance - Intermédiaires financiers et assurances	9.15	8.77	9.30	9.69	9.93	10.10	10.74	11.21	11.22	12.52	13.58	13.60	14.42
701-709	Deposit accepting intermediaries - Intermédiaires financiers de dépôts	9.09	9.05	9.50	9.18	9.07	9.44	9.84	10.66	11.25	11.63	12.53	12.70	12.30
701-702	Banks - Banques	8.58	8.54	8.98	8.67	8.57	8.91	9.32	10.20	10.86	11.48	11.43	11.93	12.38
751-759	Real estate operators (exc'l developers) - Services immobiliers (sauf lotisseurs)	7.91	8.29	9.53	9.25	10.00	10.44	10.00	10.09	11.33	12.20	11.98	11.11	11.55
771-779	Comm., business & pers. services - Services socio-culturels, comm. et pers.	9.56	9.92	9.95	10.24	10.59	11.55	11.82	12.66	12.99	13.13	13.52	14.33	14.62
771-779	Business services - Services aux entreprises	10.70	11.36	10.45	10.41	11.98	11.67	12.42	13.54	13.34	12.47	14.04	14.98	14.81
851-853	Educational services - Services d'enseignement	10.44	10.61	10.60	10.92	11.34	11.97	12.53	13.39	14.01	14.50	14.51	15.27	15.77
851	Elementary & secondary education - Enseignement élémentaire et secondaire	11.66	11.94	12.04	12.37	13.00	13.67	14.11	14.88	15.54	15.61	15.81	16.56	16.56

Annual Estimates of Employment, Earnings and Hours, 1984-1996, Statistics Canada
Estimations annuelles de l'emploi, des gains et de la durée du travail, 1984-1996, Statistique Canada

Table 5

Estimates of Average Hourly Earnings, for Employees paid by the Hour, by Industry, Canada, Provinces and Territories.

Tableau 5

Estimations de la rémunération horaire moyenne, pour les salariés rémunérés à l'heure, par industrie, Canada, provinces et territoires

SIC 1980 CTI	Industry Industrie	DOLLARS												
		1984	1985	1986	1987	1988	1989	1990	1991	1992	1993	1994	1995	1996
BRITISH COLUMBIA COLOMBIE-BRITANNIQUE														
852	Post-second. non-university education - Enseignement postsecondaire non univers.	\$9.18	\$9.56	\$9.54	\$9.60	\$10.10	\$10.73	\$12.19	\$13.98	\$15.92	\$17.16	\$16.67	\$16.03	\$16.79
853	University education - Enseignement universitaire	9.53	9.42	9.30	9.84	9.81	10.24	10.42	11.07	11.39	12.14	11.98	13.24	13.88
854	Library services - Bibliothèques	10.11	13.64	11.55	17.87	16.42	14.55	15.37	13.56	14.07	14.85	15.14	15.16	15.08
861-869	Health & social services - Services de soins de santé et services sociaux	11.75	11.94	12.23	13.01	13.35	14.31	15.82	16.53	17.51	18.54	19.17	20.03	20.29
861	Hospitals - Hôpitaux	13.28	13.47	13.76	14.97	15.28	16.32	18.04	18.76	20.11	21.13	22.55	23.00	23.45
911-922	Accommodation, food & beverage services - Hébergement et restauration	6.74	7.07	6.91	6.86	6.99	8.22	7.72	8.01	7.97	8.19	8.34	8.67	9.55
911-914	Accommodation services - Services d'hébergement	8.39	8.52	8.45	8.54	8.31	9.51	9.06	9.48	9.55	9.92	9.65	10.54	11.05
911	Hotels, motels & tourist courts - Hôtels, motels et camps pour touristes	8.40	8.58	8.48	8.58	8.44	9.72	9.03	9.50	9.53	10.01	9.71	10.55	11.08
921-922	Food & beverage services - Services de la restauration	6.21	6.58	6.32	6.24	6.51	7.80	7.10	7.41	7.38	7.55	7.80	8.00	8.94
921	Food services - Services de restauration	5.90	6.25	6.01	5.93	6.18	7.41	6.75	7.04	7.33	7.46	7.76	7.97	8.91
961-999	Miscellaneous services - Services divers	9.12	9.44	9.59	9.43	9.71	9.76	10.40	11.12	11.45	11.52	12.08	12.33	12.24
961-969	Amusement & recreational services - Services de divertissements et de loisirs	10.51	10.63	11.03	10.94	10.44	10.23	11.87	11.75	12.32	12.80	12.50	13.24	12.56
960	Other amusement & recreational services n.e.c - Autres serv. de divert. et de loisirs n.c.a.	10.86	10.90	11.07	11.37	10.83	10.85	12.54	12.74	13.22	14.51	13.71	14.81	14.61
451-484	Service producing industries - Branches 501-999 productrices de services	10.82	10.99	10.98	11.07	11.22	11.81	12.07	12.92	13.40	13.67	14.14	14.76	14.75
041-999	Industrial aggregate - Ensemble des industries	12.26	12.53	12.37	12.61	12.81	13.57	13.92	14.66	15.05	15.29	15.74	16.45	16.62
YUKON														
041-449	Goods producing industries - Branches 491-499 productrices de biens	15.93	14.82	15.00	16.34	17.77	18.41	19.47	19.95	21.10	20.89	22.12	22.79	22.30
451-499	Transportation, storage, comm. & other utilities - Transp., entreposage, comm. et autres services publics	18.79	18.97	19.06	19.43	19.21	18.67	11.36	19.29	20.14	19.12	17.31	18.17	18.72
501-692	Trade - Commerce	9.93	10.68	11.61	10.37	9.93	10.54	11.48	12.53	13.21	13.41	13.92	14.16	14.10
771-779	Comm., business & pers. services - Services 851-999 socio-culturels, comm. et pers.	7.48	7.24	7.93	8.27	8.46	9.10	9.48	10.09	10.58	10.83	11.28	11.98	12.54
451-484	Service producing industries - Branches 501-999 productrices de services	11.97	12.14	12.47	12.27	12.37	12.27	10.84	13.26	14.03	13.83	13.91	14.45	14.63
041-999	Industrial aggregate - Ensemble des industries	13.22	12.79	13.31	13.50	13.89	14.08	12.82	14.95	16.01	15.49	15.85	16.44	16.60
NORTHWEST TERRITORIES TERRITOIRES DU NORD-OUEST														
401-449	Construction - Construction	14.12	13.95	14.15	14.27	15.04	16.07	16.20	16.20	16.43	16.72	17.49	17.91	17.99

Annual Estimates of Employment, Earnings and Hours, 1984-1996, Statistics Canada
Estimations annuelles de l'Emploi, des gains et de la durée du travail, 1984-1996, Statistique Canada

Table 5

Estimates of Average Hourly Earnings, for Employees paid by the Hour, by Industry, Canada, Provinces and Territories.

Tableau 5

Estimations de la rémunération horaire moyenne, pour les salariés rémunérés à l'heure, par industrie, Canada, provinces et territoires

SIC 1980 CTI	Industry Industrie	DOLLARS												
		1984	1985	1986	1987	1988	1989	1990	1991	1992	1993	1994	1995	1996
NORTHWEST TERRITORIES TERRITOIRES DU NORD-OUEST														
041-449	Goods producing industries - Branches 491-499 productrices de biens	\$17.58	\$18.17	\$18.47	\$18.74	\$20.54	\$22.33	\$23.34	\$22.94	\$21.20	\$21.56	\$21.58	\$22.29	\$22.34
451-499	Transportation, storage, comm. & other utilities - Transp., entreposage, comm. et autres services publics	13.78	14.15	14.88	15.97	16.18	16.17	14.06	16.96	18.84	17.80	17.71	18.16	19.07
501-692	Trade - Commerce	8.00	8.06	8.15	8.70	8.99	9.59	9.96	10.47	11.01	11.18	11.90	12.35	12.25
701-761	Finance, insurance & real estate - Finances, assur. & affaires immobilières	9.72	10.87	11.94	12.61	14.71	14.93	15.75	15.83	18.23	18.73	17.91	18.25	17.36
771-779	Comm., business & pers. services - Services 851-999 socio-culturels, comm. et pers.	7.72	7.71	7.72	8.25	9.82	12.34	13.37	15.04	15.76	16.09	15.70	16.10	15.94
851-853	Educational services - Services d'enseignement	15.41	15.91	15.41	13.37	13.96	15.78	18.95	18.82	18.36	19.60	20.23	20.93	19.53
861-869	Health & social services - Services de soins de santé et services sociaux	11.42	11.08	11.49	12.61	15.33	18.05	18.88	20.10	21.06	21.41	19.72	19.66	19.59
861	Hospitals - Hôpitaux	12.41	12.69	12.92	14.01	17.74	20.64	20.71	21.67	22.67	22.97	22.75
911-922	Accommodation, food & beverage services - Hébergement et restauration	5.08	4.56	4.50	4.43	5.81	8.57	9.26	10.63	10.93	10.87	10.66	10.57	10.85
911-914	Accommodation services - Services d'hébergement	3.28	3.55	3.72	3.60	6.15	8.73	9.41	9.51	9.94	10.14	10.14	10.53	11.95
451-484	Service producing industries - Branches 501-999 productrices de services	9.51	9.56	9.77	10.04	11.27	12.12	12.34	14.12	15.58	15.60	15.46	15.57	15.73
041-999	Industrial aggregate - Ensemble des industries	13.56	13.93	13.74	13.77	14.91	15.97	16.40	17.41	17.49	17.44	17.46	17.66	17.54

Annual Estimates of Employment, Earnings and Hours, 1984-1996, Statistics Canada
Estimations annuelles de l'Emploi, des gains et de la durée du travail, 1984-1996, Statistique Canada

Table 6

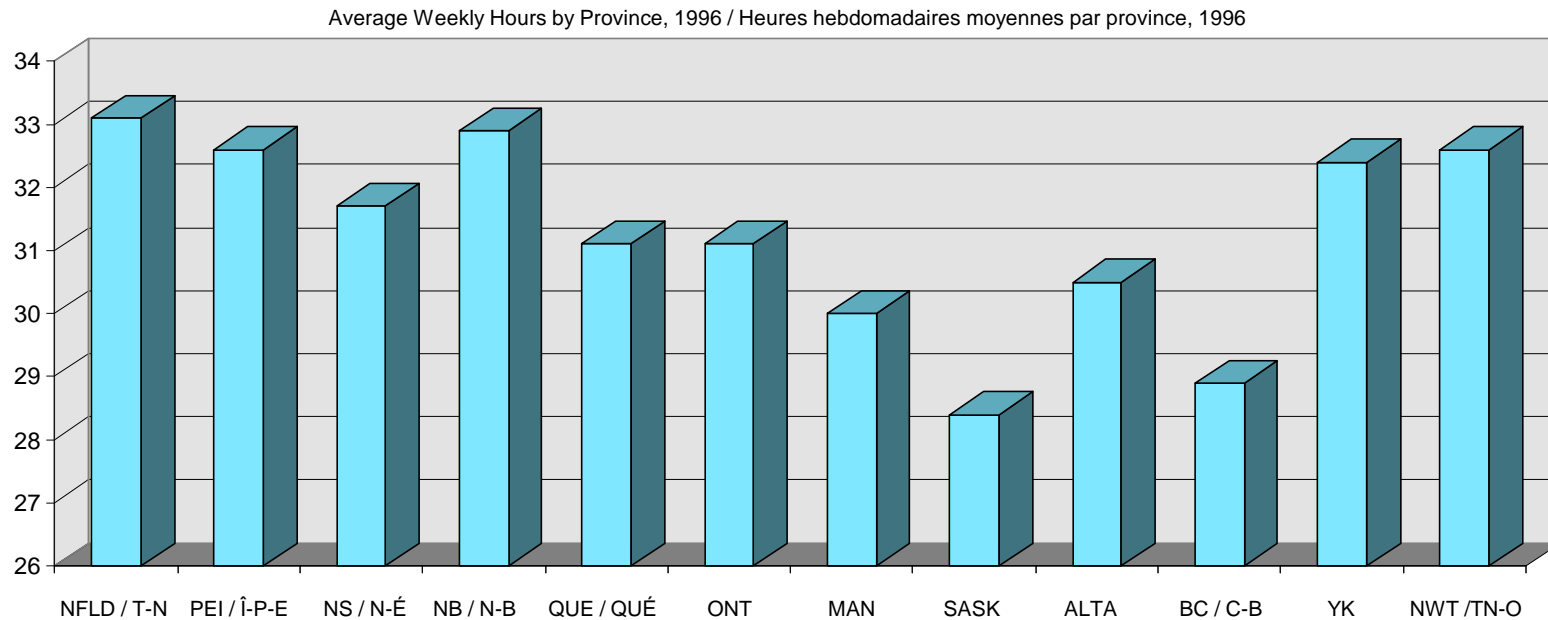
Tableau 6

Estimates of Average Weekly Hours, for Employees paid by the Hour, by Industry, Canada, Provinces and Territories.

Estimations des heures hebdomadaires moyennes, pour les salariés rémunérés à l'heure, par industrie, Canada, provinces et territoires.

Newfoundland (33.1) and New Brunswick (32.9) led all provinces for 1996 with the highest average weekly hours worked for employees paid by the hour.

En 1996, les heures hebdomadaires moyennes pour les salariés rémunérés à l'heure étaient plus élevées à Terre-Neuve (33,1) et au Nouveau-Brunswick (32,9).



Canada
Provinces and Territories / Provinces et Territoires

Page
162
170

Table 6

Estimates of Average Weekly Hours, for Employees paid by the Hour, by Industry, Canada, Provinces and Territories.

Tableau 6

Estimations des heures hebdomadaires moyennes, pour les salariés rémunérés à l'heure, par industrie, Canada, provinces et territoires.

SIC 1980 CTI	Industry Industrie	HOURS - HEURES												
		1984	1985	1986	1987	1988	1989	1990	1991	1992	1993	1994	1995	1996
CANADA														
041-051	Logging and forestry - Exploitation forestière et serv. forestiers	38.4	37.7	38.2	39.3	39.6	40.4	39.4	37.6	37.7	38.8	38.3	39.6	39.7
041	Logging - Exploitation forestière	38.5	37.8	38.3	39.5	40.1	40.9	39.9	38.3	38.6	39.4	38.8	40.1	40.0
051	Forestry services - Services forestiers	33.4	33.3	33.1	34.1	30.9	34.8	35.1	32.7	33.1	34.8	35.1	36.2	37.6
061-092	Mining (incl. milling), quarrying and oil wells Mines (y compris broyage), carrières et puits de pétrole	38.7	39.2	39.6	39.6	40.6	39.6	39.8	39.3	39.6	39.7	39.8	39.8	40.0
061-063	Mining - Mines	37.6	38.1	38.6	39.0	39.9	39.9	40.2	39.8	40.0	39.4	39.7	40.6	40.4
061	Metal mines - Mines de métaux	37.5	37.9	38.2	38.7	39.5	39.7	40.2	39.6	39.8	39.1	39.3	40.4	40.2
062	Non-metal mines (except coal) - Mines de minerais non métalliques (sauf le charbon)	36.2	36.9	37.5	38.4	39.1	39.5	38.8	39.1	39.6	38.8	39.9	40.3	40.0
063	Coal mines - Mines de charbon	40.1	40.7	41.4	40.8	42.4	41.6	42.0	41.2	41.5	41.3	41.2	41.8	41.4
071-071	Crude petroleum & natural gas - Pétrole brut et gaz naturel	47.8	46.1	46.3	45.3	45.3	44.0	45.9	42.3	41.3	39.7	38.4	38.7	42.7
081-082	Quarries and sand pits - Carrières et sablières	40.4	41.7	40.8	41.0	40.9	42.4	40.3	41.6	42.7	41.5	42.6	42.4	39.6
081	Stone quarries - Carrières	40.5	41.4	42.2	38.6	38.8	38.7	38.6	40.8	42.1	41.8	42.5	44.7	41.0
082	Sand and gravel pits - Sablières et gravières	40.4	41.9	39.5	42.8	42.6	45.3	41.5	42.2	43.1	41.3	42.7	41.4	39.0
091-092	Services incidental to mineral extraction - Industrie des services miniers	37.6	38.9	39.2	38.9	40.4	37.1	37.1	37.1	36.9	39.8	39.6	37.9	38.1
091	Services incid. to crude petroleum & nat. gas - Services relat. au pétrole brut et au gaz nat.	35.9	37.0	36.9	36.1	37.7	34.8	35.5	35.9	36.3	40.1	39.6	37.0	37.1
092	Services incidental to mining - Services relatifs à l'extraction minière	43.5	45.5	45.1	44.8	46.0	42.3	41.4	41.7	39.7	38.1	39.5	40.1	40.3
101-399	Manufacturing - Industries manufacturières	38.4	38.6	38.4	38.7	38.9	38.7	38.2	37.9	38.3	38.6	38.9	38.5	38.4
	Non-durable goods - Biens non durables	37.1	37.3	37.1	37.4	37.7	37.6	37.3	37.1	37.2	37.3	37.2	37.1	36.7
	Durable goods - Biens durables	39.5	39.6	39.4	39.8	39.8	39.5	38.9	38.6	39.2	39.7	40.1	39.5	39.6
101-109	Food - Aliments	35.8	35.6	35.8	36.3	36.5	36.3	36.5	36.5	36.7	36.4	36.4	36.6	36.0
101	Meat and poultry products - Viande & volaille	37.9	37.7	37.1	37.8	37.9	36.6	36.6	36.9	38.4	36.7	37.4	37.6	36.4
102	Fish products - Transformation du poisson	31.0	29.6	30.2	32.6	34.0	33.7	33.6	33.2	32.9	31.9	31.8	34.5	33.7
103	Fruit & vegetable - Fruits et légumes	35.4	35.8	35.8	36.7	36.8	36.4	36.9	37.5	36.4	36.6	37.5	36.8	36.5
104	Dairy products - Produits laitiers	37.5	36.9	38.0	38.9	38.7	38.0	37.5	37.4	36.8	37.3	37.0	36.2	36.4
105	Flour, cereal & feed - Farine, céréales et aliments pour animaux	39.2	38.2	38.4	39.5	39.3	39.6	39.9	38.1	39.5	39.0	37.9	38.8	37.2
106	Vegetable oil mills (ex. corn oil) - Huiles végétales (sauf l'huile de maïs)	41.5	41.6	41.7	41.8	41.1	41.7	41.9	42.6	42.1	44.5	42.3	35.9	37.4
107	Bakery products - Produits de boulangerie-pâtisserie	32.9	33.4	34.1	33.1	33.1	33.7	34.3	34.9	34.6	35.4	35.5	35.5	34.9
108	Sugar & sugar confectionery - Sucre et confiseries	36.8	36.8	37.3	37.1	37.1	37.5	38.0	38.0	38.2	39.1	38.8	37.8	37.8
109	Other food products - Autres produits alimentaires	37.9	38.1	38.2	37.8	37.7	37.9	38.8	38.1	37.6	37.7	36.7	35.7	36.6
111-114	Beverages - Boissons	38.8	38.6	37.8	38.5	38.9	38.5	37.5	36.5	36.0	36.0	35.3	34.3	34.9
121-122	Tobacco products - Produits du tabac	35.3	35.6	35.4	34.6	35.6	36.2	35.6	36.1	36.4	35.7	38.5	36.6	37.0
151-159	Rubber products - Produits en caoutchouc	39.6	39.0	38.8	39.5	39.7	39.1	39.0	38.8	39.9	41.5	42.1	41.5	38.8
161-169	Plastic products - Produits en matière plastique	35.3	36.4	36.6	36.4	37.2	36.8	37.9	38.3	38.8	38.9	38.6	38.6	37.5
171-171	Leather & allied products - Cuir et produits connexes	37.2	39.7	39.6	39.3	39.1	38.6	38.5	36.0	36.9	37.3	36.1	36.7	35.3
181-183	Primary textiles - Textiles de première transformation	38.9	38.3	38.7	39.4	39.4	39.3	39.0	39.4	39.9	40.3	40.5	40.9	40.1
191-199	Textile products - Produits textiles	36.7	37.3	36.6	38.1	38.3	37.8	37.1	37.7	38.8	38.8	38.3	38.5	36.8
243-249	Clothing - Habillement	36.0	37.2	36.7	36.7	37.1	37.0	36.1	35.6	35.9	36.2	35.7	35.8	34.8

Annual Estimates of Employment, Earnings and Hours, 1984-1996, Statistics Canada
Estimations annuelles de l'Emploi, des gains et de la durée du travail, 1984-1996, Statistique Canada

Table 6

Estimates of Average Weekly Hours, for Employees paid by the Hour, by Industry, Canada, Provinces and Territories.

Tableau 6

Estimations des heures hebdomadaires moyennes, pour les salariés rémunérés à l'heure, par industrie, Canada, provinces et territoires.

SIC	Industry	HOURS - HEURES												
		1984	1985	1986	1987	1988	1989	1990	1991	1992	1993	1994	1995	1996
1980														
CTI	Industrie													
CANADA														
243	Men's & boys' clothing - Vêtements pour hommes et garçonnets	38.6	38.8	38.9	38.3	38.2	38.5	36.9	36.4	36.6	36.9	36.9	35.2	35.1
244	Women's clothing - Vêtements pour dames	33.3	35.9	34.6	34.6	35.2	35.1	33.6	32.6	33.8	33.8	34.4	35.7	34.4
245-249	Clothing n.e.c. - Habillement n.c.a.	36.4	36.9	36.4	37.3	37.8	37.4	37.3	37.2	36.8	37.7	35.6	36.7	34.7
251-259	Wood - Bois	37.9	38.1	37.7	38.4	38.1	38.1	37.3	37.0	37.8	38.0	38.2	37.7	38.1
256-259	Wood n.e.c. - Bois n.c.a.	37.6	38.2	37.7	37.3	37.0	36.8	35.6	37.0	37.9	38.6	37.8	37.3	38.2
251	Sawmill, planing mill & shingle mill products - Scieries, ateliers de rabotage et usines de bardeaux	37.8	38.1	38.3	38.6	38.4	38.1	37.5	36.6	37.7	38.3	38.0	38.1	38.3
252	Veneer & plywood - Placages & contreplaqués	37.8	37.9	37.7	38.0	38.0	38.2	37.6	37.2	37.8	37.8	38.5	37.0	36.9
254	Sash, doors & other millwork - Portes, châssis et autres bois travaillés	38.3	38.3	37.1	38.4	37.9	38.3	37.5	37.7	38.1	37.3	38.6	37.3	37.8
261-269	Furniture & fixtures - Meubles et articles d'ameublement	38.4	38.5	38.6	39.1	38.4	39.0	37.9	38.1	39.5	39.1	38.9	38.8	38.5
261	Household furniture - Meubles de maison	38.7	38.9	38.9	39.1	38.4	38.5	37.3	37.8	39.3	38.8	37.8	37.6	37.9
264	Office furniture - Meubles de bureau	40.8	40.2	40.9	42.2	41.7	41.9	41.0	38.5	39.8	40.4	40.4	41.8	39.5
269	Other furniture & fixtures - Autres meubles et articles d'ameublement	35.4	35.2	35.2	35.2	34.8	37.4	36.3	38.3	39.7	38.6	39.7	38.7	38.5
271-279	Paper & allied products - Papier et produits connexes	38.7	38.8	38.9	39.1	39.5	39.5	39.1	38.9	39.4	39.4	39.8	39.7	39.7
271	Pulp & paper - Pâtes et papiers	39.2	39.1	39.3	39.5	39.9	39.9	39.5	38.9	39.4	39.4	40.0	40.0	40.1
272	Asphalt roofing - Papier-toiture asphalté	38.4	38.5	38.1	40.0	40.2	40.3	40.3	40.1	41.4	41.5	40.8	39.7	40.7
273	Paper boxes & bags - Boîtes en carton et sacs en papier	36.4	37.4	37.2	38.0	37.8	37.4	37.5	38.8	39.3	40.2	40.1	39.6	39.6
279	Other converted paper products - Autres produits en papier transformé	38.9	38.8	38.7	38.7	39.0	39.0	38.7	39.1	39.6	38.4	38.3	38.0	38.0
281-284	Printing, publishing & allied ind.- Imprimerie, édition et industries connexes	35.0	34.5	33.8	34.1	34.3	34.8	33.9	33.5	33.1	34.0	33.8	33.7	34.3
281	Commercial printing - Impression commerciale	37.5	37.4	36.6	37.4	38.3	38.7	37.5	36.7	36.3	37.3	35.9	35.5	35.6
282	Platemaking, typesetting & bindery - Clichage, composition et reliure	35.5	34.6	33.6	32.8	32.9	32.6	33.4	33.6	33.8	35.7	36.0	35.4	35.4
283	Publishing - Édition	28.8	26.8	26.7	26.0	26.1	25.8	25.7	26.9	24.5	24.2	28.5	28.8	32.9
284	Combined publishing & printing - Impression et édition combinées	30.4	30.1	29.4	29.7	29.0	29.3	28.6	29.1	28.6	27.6	29.3	30.0	30.5
291-299	Primary metals - Première transformation des métaux	40.3	40.3	40.2	40.9	40.9	40.4	40.0	39.7	40.3	40.9	41.5	41.7	41.4
291	Primary steel - Sidérurgie	39.7	39.9	40.0	40.5	41.1	40.7	39.9	39.2	39.8	40.8	41.3	41.4	41.0
292	Steel pipes & tubes - Tubes et tuyaux d'acier	37.6	37.9	37.4	39.9	39.8	39.2	40.0	40.6	39.9	40.9	42.6	41.8	42.4
294	Iron foundries - Fonderies de fer	43.2	41.3	42.1	42.8	42.5	40.6	40.4	38.7	42.0	43.2	43.3	42.8	42.1
295	Non-ferrous metal smelting & refining - Fonte et affinage des métaux non-ferreux	40.1	40.4	40.0	40.9	40.3	40.1	40.1	40.2	40.2	40.0	40.6	42.1	42.4
296	Aluminum rolling, casting & extruding - Laminage, moulage et ext. de l'aluminium	41.8	42.5	42.2	42.2	40.9	41.2	41.1	40.6	41.7	41.1	42.3	41.3	40.7
297	Copper & alloy rolling, casting & extruding - Laminage, moulage et extrusion du cuivre et de ses alliages	40.3	39.5	39.8	40.7	39.8	38.9	38.0	38.4	40.1	40.2	41.2	41.5	40.1
299	Other metal rolling, casting & extruding - Autre laminage, moulage et extrusion des métaux	43.0	42.1	41.6	42.1	41.6	40.4	40.9	40.1	41.4	41.9	41.6	40.5	39.7
301-309	Fabricated metal products - Fabrication des produits métalliques	39.5	39.5	39.5	40.2	39.7	39.7	39.0	38.8	39.0	39.5	40.0	39.3	39.3
301	Power boilers & heat exchangers - Chaudières à pression et échangeurs de chaleur	38.9	38.8	38.3	38.2	39.2	39.6	38.9	37.1	39.2	39.6	42.3	41.4	42.1
302	Fabricated structural metal products - Éléments de charpentes métalliques	37.9	37.2	36.9	37.3	38.0	37.8	37.3	37.8	38.4	38.9	39.2	39.2	39.7
303	Ornamental & architectural metal products - Produits métalliques d'ornement et d'architecture	38.3	40.7	40.0	40.9	39.8	40.3	39.1	39.0	37.4	38.0	39.2	36.9	38.8
304	Stamped, pressed & coated metal products Embout., matricage et revêtement des métaux	40.6	39.6	39.8	40.3	39.3	39.9	39.8	38.7	39.0	39.3	39.6	39.3	39.1

Annual Estimates of Employment, Earnings and Hours, 1984-1996, Statistics Canada
Estimations annuelles de l'Emploi, des gains et de la durée du travail, 1984-1996, Statistique Canada

Table 6
Estimates of Average Weekly Hours, for Employees paid by the Hour, by
Industry, Canada, Provinces and Territories.

Tableau 6
Estimations des heures hebdomadaires moyennes, pour les salariés rémunérés à
l'heure, par industrie, Canada, provinces et territoires.

SIC	Industry	HOURS - HEURES												
		1984	1985	1986	1987	1988	1989	1990	1991	1992	1993	1994	1995	1996
1980														
CTI	Industrie													
CANADA														
305	Wire & wire products - Fil métallique et ses produits	35.5	35.4	35.0	36.0	37.4	37.7	36.6	37.5	39.2	39.0	39.0	39.2	39.1
306	Hardware, tools & cutlery - Articles de quincaillerie, d'outillage et coutellerie	45.3	45.2	44.0	45.5	43.8	44.3	43.3	41.4	42.3	42.2	41.8	41.1	40.1
307	Heating equipment - Matériel de chauffage	38.1	37.7	37.5	37.4	37.8	38.6	38.7	38.0	38.6	37.7	36.9	39.1	38.1
308	Machine shops - Ateliers d'usinage	36.7	37.9	38.1	39.5	39.8	38.5	37.4	38.8	37.8	39.3	39.7	39.0	39.0
309	Other metal fabricating - Autres produits en métal	40.9	40.5	41.8	40.1	39.8	38.9	38.8	39.3	38.7	39.5	39.8	38.8	39.3
311-319	Machinery (ex. elect. mach.) - Machinerie (sauf électrique)	39.5	39.3	38.6	39.9	40.1	39.8	39.3	38.4	39.4	40.2	41.1	40.3	39.8
311	Agricultural implements - Instruments aratoires	37.4	37.5	37.1	38.8	39.5	40.0	38.6	36.7	38.8	39.2	39.3	38.1	39.7
312	Commercial refrig. & air cond. equip. - Matériel commer. de réfrigération & climatisation	38.3	37.7	37.9	38.4	38.1	37.4	37.9	37.9	38.7	40.9	42.0	42.0	40.1
319	Other machinery & equipment - Autres machineries et équipements	39.9	39.7	38.7	40.1	40.3	40.0	39.5	38.6	39.5	40.4	41.3	40.5	39.8
321-329	Transportation equipment - Matériel de transport	40.9	41.6	40.8	40.6	41.0	40.2	39.9	39.0	40.1	41.1	41.6	40.9	41.0
321	Aircraft & aircraft parts - Aéronefs et pièces d'aéronefs	40.7	42.0	41.8	41.5	42.6	41.6	40.9	39.2	39.3	39.9	40.9	41.0	41.1
323	Motor vehicles - Véhicules automobiles	41.7	43.8	42.5	41.6	42.0	40.6	40.5	40.0	41.4	42.5	43.2	42.3	42.3
324	Truck & bus bodies & trailers - Carrosseries de camions, d'autobus et de remorques	38.1	38.4	38.1	38.0	38.1	38.4	38.0	37.8	38.3	37.7	37.1	36.9	38.6
325	Motor vehicle parts & accessories - Pièces et accessoires pour véhicules automobiles	40.7	40.6	39.9	40.1	40.5	39.7	39.5	38.3	39.9	41.1	41.7	40.9	40.8
326	Railroad rolling stock - Matériel ferroviaire roulant	39.3	39.5	39.8	39.0	40.0	40.5	39.5	38.9	39.2	40.6	40.9	41.1	40.5
327	Shipbuilding & repair - Construction et réparation de navires	38.7	39.6	40.5	38.8	39.4	38.9	38.5	39.9	40.0	41.9	41.9	39.7	41.5
328	Boatbuilding & repair - Construction et réparation d'embarcations	49.0	45.9	44.0	45.5	43.4	41.7	40.8	36.5	39.7	37.5	37.6
331-339	Electrical & electronic products - Produits électriques et électroniques	39.2	39.1	39.1	39.2	39.8	39.2	38.9	38.5	39.1	39.2	39.4	38.5	38.4
330	Electrical & electronic products n.e.c. - Produits électriques et électroniques n.c.a.	38.2	38.8	39.0	39.0	39.3	39.1	39.1	39.3	39.1	39.8	41.6	39.6	39.9
332	Major appliances (electric & non-elect.) - Gros appareils (électriques ou non)	37.7	38.1	38.9	38.2	38.0	37.4	37.0	36.4	38.8	39.6	38.4	37.2	40.1
335	Communication & other electronic equip. - Equip. de comm. et autre matériel électronique	41.3	40.6	40.4	40.8	41.6	39.6	39.2	38.1	38.9	38.1	37.9	37.6	36.8
336	Office, store & business machines - Machines pour bureaux, magasins et commerces	35.7	35.5	35.2	35.3	35.7	37.2	36.7	37.0	37.9	37.3	38.2	38.1	39.1
337	Electrical industrial equipment - Matériel électrique d'usage industriel	38.4	38.5	38.3	38.1	39.5	39.6	39.4	38.8	39.1	40.2	40.4	40.5	39.5
338	Communications & energy wire and cable - Fils et câbles électr. et de communication	41.0	40.2	39.7	41.2	41.7	40.7	39.6	39.5	40.6	41.4	40.4	38.4	39.9
351-359	Non-metallic mineral products - Produits minéraux non métalliques	39.1	39.8	40.3	40.4	40.6	40.6	40.1	39.3	39.4	39.3	39.4	38.9	39.4
350	Non-metallic mineral products n.e.c. - Produits minéraux non métalliques n.c.a.	38.4	38.3	38.5	38.9	39.2	39.8	39.1	38.8	39.1	39.0	39.5	39.1	39.8
352	Hydraulic Cement - Ciment hydraulique	38.4	38.9	39.0	38.6	40.2	41.6	40.5	41.0	41.1	41.1	41.2	41.8	41.2
354	Concrete products - Produits en béton	37.7	40.9	41.0	41.2	40.8	38.8	39.6	40.1	39.7	40.0	39.5	38.4	40.3
355	Ready-mix concrete - Béton préparé	39.3	40.4	42.3	42.3	42.4	43.0	42.0	38.5	38.8	38.6	37.9	39.1	38.2
356	Glass & glass products - Verre et articles en verre	40.9	40.7	41.3	40.9	41.0	41.0	40.2	39.3	39.7	39.5	40.1	38.2	39.2
361-369	Refined petroleum & coal products - Produits raffinés du pétrole et du charbon	46.9	45.8	44.7	47.0	49.2	50.0	50.1	43.7	43.1	45.1	44.5	45.8	45.8
361	Refined petroleum products - Produits raffinés du pétrole	47.3	46.1	45.1	47.5	49.8	50.5	50.8	43.9	43.2	45.3	46.3	48.2	48.1
369	Other petroleum & coal products - Autres ind. des prod. du pétrole et du charbon	40.1	41.4	40.1	42.3	43.5	44.7	43.4	42.0	42.8	44.5	39.3	40.0	38.9

Annual Estimates of Employment, Earnings and Hours, 1984-1996, Statistics Canada
 Estimations annuelles de l'Emploi, des gains et de la durée du travail, 1984-1996, Statistique Canada

Table 6

Estimates of Average Weekly Hours, for Employees paid by the Hour, by Industry, Canada, Provinces and Territories.

Tableau 6

Estimations des heures hebdomadaires moyennes, pour les salariés rémunérés à l'heure, par industrie, Canada, provinces et territoires.

SIC 1980 CTI	Industry Industrie	HOURS - HEURES												
		1984	1985	1986	1987	1988	1989	1990	1991	1992	1993	1994	1995	1996
CANADA														
371-379	Chemical & chemical products - Produits chimiques	40.3	40.7	40.7	40.7	40.7	40.6	40.1	39.6	39.0	38.9	38.6	38.0	37.9
371	Industrial chemicals n.e.c. - Produits chimiques d'usage industriel n.c.a.	41.9	42.5	42.3	42.8	43.0	43.8	42.3	41.3	40.2	39.6	40.4	40.5	40.0
372	Agricultural chemicals - Produits chimiques d'usage agricole	41.4	41.3	42.7	41.3	40.0	41.1	40.2	40.7	39.4	38.6	38.0	36.9	36.5
373	Plastic & synthetic resin - Matières plastiques et résines synthétiques	42.6	42.4	43.3	44.6	43.0	42.5	42.1	41.7	41.9	40.3	39.8	38.7	38.2
374	Pharmaceuticals & medicine - Produits pharmaceutiques et médicaments	38.2	38.0	37.5	38.0	37.8	38.1	38.5	36.5	36.9	37.4	37.0	36.8	37.3
375	Paint & varnish - Peintures et vernis	38.0	37.6	37.6	37.9	38.2	38.6	38.4	38.2	38.4	39.9	36.9	38.9	37.9
376	Soap & cleaning compounds - Savons et composés pour nettoyage	41.2	41.6	41.3	40.2	40.8	40.3	41.3	40.6	38.0	37.7	37.3	37.2	35.6
377	Toilet preparations - Produits de toilette	39.3	40.7	40.2	40.4	39.8	37.4	35.5	37.8	37.0	36.1	36.1	35.3	36.2
379	Other chemical products - Autres produits chimiques	40.3	41.0	41.2	40.9	41.3	41.3	40.6	40.1	39.6	40.2	39.5	38.3	38.5
391-399	Other manufacturing industries - Autres industries manufacturières	37.8	37.4	37.4	37.5	38.0	37.6	36.9	37.8	37.3	37.3	38.5	37.6	38.1
401-449	Construction - Construction	37.4	37.7	37.7	38.2	38.5	38.2	38.2	37.3	36.8	36.7	37.8	37.3	37.8
401-402	Bldg, developing & general contracting - Constructeurs, promoteurs et entrep. généraux	36.4	36.5	36.8	37.4	37.6	36.8	37.2	36.9	36.2	35.6	37.3	36.3	36.9
401	Residential building & development - Promotion et construction de bâtiments résidentiels	35.3	35.4	35.8	36.5	36.7	35.8	36.1	35.7	35.3	35.2	36.6	35.5	35.6
402	Non-residential building & development - Promotion & constr. de bâtiments non résidentiels	38.7	38.6	38.6	39.3	39.4	38.8	39.5	38.9	38.0	36.5	38.6	38.0	39.5
411-412	Industrial & heavy (engineering) construction - Constr. lourde et industrielle (génie)	40.6	40.9	41.2	42.3	42.9	43.0	43.2	40.7	41.5	42.2	43.2	42.7	42.4
411	Industrial const. (other than buildings) - Constr. industrielle (autre que bâtiment)	40.5	41.5	41.1	42.2	42.8	42.8	43.6	42.6	39.3	41.0	42.3	42.6	43.7
412	Highway & heavy constr. - Constr. de routes et constr. lourde	40.6	40.8	41.2	42.4	43.0	43.1	43.1	40.3	42.1	42.6	43.6	42.8	42.0
421-429	Trade contracting - Entrepreneurs spécialisés	37.0	37.5	37.4	37.7	38.1	37.8	37.5	36.7	35.9	35.9	36.8	36.5	37.1
441-449	Services incidental to construction - Services relatifs à la construction	36.2	37.7	36.9	37.7	36.7	38.1	36.3	34.7	33.2	31.1	34.9	34.1	37.6
041-449	Goods producing industries - Branches productrices de biens	38.3	38.5	38.3	38.7	39.0	38.7	38.4	37.9	38.1	38.3	38.8	38.4	38.4
451-499	Transportation, storage, comm. & other utilities - Transp., entreposage, comm. et autres services publics	37.9	37.8	37.7	37.6	39.1	38.5	37.8	37.6	37.1	36.8	36.8	36.7	36.9
451-479	Transportation & storage - Transport et entreposage	38.4	38.2	38.3	37.7	39.5	38.7	37.3	36.7	36.4	36.2	36.5	36.6	37.0
451-459	Transportation - Transport	38.6	38.3	38.4	37.8	39.6	38.8	37.4	36.7	36.4	36.2	36.4	36.6	37.1
451	Air transport - Transport aérien	34.9	33.4	35.7	38.0	39.5	37.0	32.7	30.3	29.4	29.5	31.0	31.9	34.1
452	Services incidental to air transport - Services relatifs au transport aérien	33.9	32.7	29.3	28.7	34.4	28.4	30.0	30.8	31.9	32.7	30.4	36.5	35.2
453	Railway transport & related services - Transport et services ferroviaires	40.4	40.7	41.5	40.8	42.8	41.9	41.8	41.3	41.7	41.8	42.5	42.9	43.3
454	Water transport - Transport par eau	36.6	35.6	32.9	35.3	38.0	38.3	35.8	35.2	36.1	36.7	37.1	38.7	37.3
455	Services incidental to water transport - Services relatifs au transport par eau	40.6	40.1	40.1	41.4	46.4	46.6	42.6	35.2	34.2	34.9	33.9	32.2	34.5
456	Truck transport - Camionnage	36.9	37.2	36.6	36.6	38.5	37.8	37.0	36.4	35.6	35.5	36.2	36.1	36.3
457	Public passenger transit systems - Transport en commun	42.6	41.5	42.0	40.7	40.4	40.2	36.4	35.8	35.4	34.7	34.4	35.1	35.8

Annual Estimates of Employment, Earnings and Hours, 1984-1996, Statistics Canada
Estimations annuelles de l'Emploi, des gains et de la durée du travail, 1984-1996, Statistique Canada

Table 6

Estimates of Average Weekly Hours, for Employees paid by the Hour, by Industry, Canada, Provinces and Territories.

SIC 1980 CTI	Industry Industrie	HOURS - HEURES												
		1984	1985	1986	1987	1988	1989	1990	1991	1992	1993	1994	1995	1996
CANADA														
458-459	Transportation n.e.c. - Transport n.c.a.	35.0	33.8	34.3	35.0	37.3	36.0	36.0	37.2	37.5	37.4	37.6	37.5	36.9
461-461	Pipeline transport - Transport par pipelines	36.3	36.2	36.6	36.0	37.9	36.7	36.2	36.4	37.9	37.7	38.5	39.3	39.3
471-479	Storage & warehousing - Entreposage et emmagasinage	33.9	33.4	34.3	35.1	36.8	34.8	34.2	36.0	36.0	35.6	37.1	36.6	36.3
471	Grain elevators - Silos à grain	38.4	37.4	39.8	40.3	41.1	36.5	35.0	38.0	40.1	38.7	38.9	38.3	37.1
479	Other storage & warehousing - Autres entreposage et emmagasinage	30.0	30.8	31.0	31.7	34.0	34.0	33.9	35.2	34.2	34.9	36.5	36.2	36.1
481-499	Communication & other utilities - Communications et autres services publics	36.5	36.7	36.5	37.3	38.4	38.3	38.7	39.3	38.6	37.8	37.5	36.9	36.6
481-484	Communication - Communications	32.4	32.9	32.6	33.6	35.3	35.7	36.2	37.4	36.2	34.8	34.5	33.9	34.2
481	Telecommunication broadcasting - Diffusion des télécommunications	28.7	28.4	27.3	27.7	29.9	32.7	31.9	32.2	31.9	28.3	29.7	30.6	31.5
482	Telecommunication carriers - Transmission des télécommunications	37.2	37.9	38.2	38.9	40.9	41.5	42.2	41.7	39.4	37.1	37.1	35.9	36.2
483	Other telecommunication - Autres télécommunications	27.6	26.5	25.4	25.5	27.0	30.8	29.3	29.1	31.3	34.3	35.0	32.6	32.3
484	Postal & courier service - Services postaux et services de messagers	25.6	26.7	26.4	27.3	28.2	27.4	27.9	32.0	32.6	33.8	33.1	33.0	33.1
491-499	Other Utilities - Autres services publics	40.3	40.5	40.6	41.0	41.3	40.8	41.2	41.2	40.9	40.6	40.5	40.3	39.5
491	Electric power systems - Énergie électrique	40.8	41.3	41.3	41.8	42.5	42.2	42.1	42.1	41.8	41.6	41.8	41.8	41.1
492	Gas distribution systems - Distribution de gaz	38.7	38.6	38.1	38.8	38.7	38.5	38.3	38.6	38.5	38.5	38.5	37.2	36.0
493	Water systems - Distribution d'eau	41.3	40.8	40.8	40.3	40.4	40.8	41.1	40.8	41.0	40.9	40.1	39.7	38.5
499	Other utilities n.e.c. - Autres services publics n.c.a.	37.8	37.9	38.8	39.4	39.1	37.9	39.7	39.6	38.8	38.1	38.0	38.0	37.0
501-692	Trade - Commerce	28.7	28.8	28.8	28.7	28.5	28.5	28.3	27.7	27.2	27.7	28.1	27.9	28.0
501-599	Wholesale Trade - Commerce de gros	35.6	35.9	36.5	36.1	35.8	35.7	35.1	35.0	34.7	35.2	35.4	35.3	35.9
501-501	Farm products - Produits agricoles	28.9	25.4	32.6	29.6	28.3	33.0	25.3	28.1	27.9	25.7	29.9	32.8	34.9
511-511	Petroleum products - Produits pétroliers	35.6	35.9	37.5	39.4	36.9	37.7	34.2	34.8	34.3	36.6	37.3	36.8	36.9
521-524	Food, beverage, drug & tobacco - Produits alimentaires, boissons, médicaments et tabac	33.5	33.8	34.0	32.9	33.6	33.5	33.6	33.6	33.0	34.2	34.5	34.3	33.9
523-524	Drug & tobacco - Médicaments & tabac	31.5	33.9	32.6	32.4	34.5	34.5	32.9	33.4	34.5	36.1	36.1	33.6	35.0
521	Food - Produits alimentaires	33.8	33.9	34.2	32.9	33.5	33.4	33.7	33.6	32.8	33.9	34.0	34.5	33.5
522	Beverages - Boissons	31.7	32.4	32.5	33.8	33.9	33.0	33.2	33.8	34.8	33.8	36.6	35.4	34.9
531-532	Apparel & dry goods - Vêtements et mercerie	34.1	33.6	32.8	34.7	39.1	39.2	36.5	29.4	32.7	33.8	35.1	34.0	34.9
531	Apparel - Vêtements	32.7	32.2	31.5	33.9	36.3	37.6	35.6	27.1	31.8	33.2	34.3	33.7	34.7
532	Dry goods - Tissus et articles de mercerie	36.3	36.1	35.1	35.6	42.8	41.4	37.6	36.9	37.3	36.8	37.7	35.4	35.9
541-543	Household goods - Articles ménagers	36.9	41.0	40.2	42.9	40.5	36.5	35.5	35.4	34.8	34.7	34.5	34.6	36.4
541	Electr. & electronic household appl. & parts - App. ménagers élect. et électroniques et pièces	34.8	33.2	35.0	34.8	36.1	36.5	31.5	31.7	34.0	31.1	32.8	33.3	36.5
542	Household furniture - Meubles de maison	35.2	39.8	38.9	41.9	37.7	33.9	34.6	33.0	36.6	31.3	36.6	37.3	35.9
543	Household furnishings - Accessoires ménagers	37.6	42.9	41.5	44.6	42.6	36.7	37.4	36.9	34.8	36.5	34.8	34.7	36.4
551-552	Motor vehicles, parts & accessories - Véhicules auto., pièces et accessoires	37.6	37.1	37.7	36.7	36.8	37.8	37.7	37.5	38.5	38.0	37.3	37.2	37.0
551	Motor vehicles - Véhicules automobiles	37.3	37.2	38.6	36.5	36.5	37.9	38.1	35.8	35.9	38.2	36.9	36.3	36.8
552	Motor vehicles parts & accessories - Pièces et accessoires de véhicules automobiles	37.8	37.0	37.0	36.9	37.0	37.7	37.4	38.5	39.6	37.9	37.5	37.7	37.1
561-563	Metals, hardware, plumbing, heating & building materials - Métaux, quincaillerie, matér. de plomberie, de chauffage et de construction	35.4	36.5	36.8	36.0	35.4	35.3	35.3	35.1	34.5	34.7	34.7	34.7	35.0
561	Metal & metal products - Métaux et produits en métal	33.4	35.0	34.5	33.7	34.3	34.3	34.2	37.4	38.0	39.6	39.0	41.0	39.1
562	Hardware, plumbing, heating & air cond. equip supplies - Quincaillerie, mat. & fournitures de plomb. chauffage & climatisation	36.7	36.7	37.9	37.4	35.7	35.9	36.2	35.1	34.4	34.6	34.8	35.0	36.7
563	Lumber & building materials - Bois et matériaux de construction	35.0	36.6	36.7	35.9	35.5	35.3	35.2	34.7	34.1	34.0	33.9	33.5	33.7

Annual Estimates of Employment, Earnings and Hours, 1984-1996, Statistics Canada
Estimations annuelles de l'Emploi, des gains et de la durée du travail, 1984-1996, Statistique Canada

Table 6
Estimates of Average Weekly Hours, for Employees paid by the Hour, by
Industry, Canada, Provinces and Territories.

Tableau 6
Estimations des heures hebdomadaires moyennes, pour les salariés rémunérés à
l'heure, par industrie, Canada, provinces et territoires.

SIC 1980 CTI	Industry Industrie	HOURS - HEURES												
		1984	1985	1986	1987	1988	1989	1990	1991	1992	1993	1994	1995	1996
CANADA														
571-579	Machinery, equipment & supplies - Machines, matériel et fournitures	38.5	37.9	37.9	38.4	37.8	37.9	37.3	36.7	35.9	36.1	36.2	36.1	37.3
571	Farm machinery, equipment & supplies - Machines, matériel et fournitures agricoles	36.6	36.8	36.6	39.6	38.4	39.0	38.6	38.8	36.0	37.0	36.7	36.3	36.5
572	Const., forest. & mining mach. equip. & suppl.- Mach., mat. & fourni. (const., forêts, mines)	39.1	40.0	38.5	38.6	38.9	38.8	38.3	37.8	39.1	40.2	39.9	39.6	39.6
573	Industrial machinery, equipment & supplies - Machines, matériel et fournitures industriels	41.9	41.6	40.8	40.5	40.4	41.0	40.2	36.6	37.2	37.1	36.6	36.5	38.0
574	Electrical & electronic mach. equip. & supplies - Machines, matér., fournit. électric. & électro.	41.6	40.4	42.3	42.3	41.0	40.9	41.1	38.0	35.1	34.0	35.0	35.2	37.1
579	Other machinery, equipment & supplies - Autres machines, matériel et fournitures	36.4	35.4	34.7	34.6	34.1	34.5	33.6	34.4	34.7	34.5	35.2	35.2	36.5
591-599	Other wholesale products - Autres produits divers, commerce de gros	33.6	34.8	36.7	35.9	35.4	34.1	34.7	34.6	35.0	35.4	35.1	35.2	36.1
601-692	Retail trade - Commerce de détail	27.3	27.4	27.2	27.2	27.0	26.8	26.8	26.1	25.6	25.9	26.3	26.0	25.8
601-603	Food, beverage and drug - Aliments, boissons et médicaments	26.3	26.6	26.4	26.2	25.9	25.6	25.9	26.0	24.9	25.0	25.2	24.8	24.9
601	Food stores - Magasins d'alimentation	26.4	26.7	26.5	26.2	26.0	25.7	26.0	26.0	24.5	24.6	24.5	24.1	24.0
602	Liquor, wine & beer stores - Magasins de spiritueux, vin et bière	27.1	27.2	29.1	29.4	28.6	29.4	28.6	27.7	27.1	27.7	28.5	27.7	29.7
603	Prescription drugs & patent medicine stores - Mag. de médicaments sur ordonnance & brevetés	25.8	25.6	24.8	25.2	24.8	24.3	24.7	25.7	26.1	26.0	27.1	27.0	27.0
611-615	Shoe, apparel, fabric & yarn - Chaussures, vêtements, tissus et filés	25.1	25.8	26.0	25.1	24.6	23.7	23.2	23.1	22.6	22.6	23.3	22.9	22.4
611	Shoe stores - Magasins de chaussures	26.9	28.2	28.4	28.0	27.4	27.4	24.4	22.7	22.6	22.3	23.4	21.2	22.2
612	Men's clothing stores - Magasins de vêtements pour hommes	25.3	25.3	27.4	25.0	25.0	22.7	22.3	24.5	23.7	24.6	25.7	25.3	24.7
613	Women's clothing stores - Magasins de vêtements pour dames	26.8	26.8	26.7	25.6	25.0	23.9	23.8	23.0	21.7	21.2	21.9	22.1	21.4
614	Clothing stores n.e.c. - Magasins de vêtements n.c.a.	22.8	23.9	23.5	23.4	22.7	22.6	22.5	22.8	23.4	23.3	23.6	23.7	22.6
615	Fabric & yarn stores - Magasins de tissus et de filés	22.3	24.8	24.4	25.1	24.4	24.0	23.3	22.2	20.3	24.9	25.1	24.0	25.3
621-623	Household furniture, appliances & furnishings - Meubles, appareils et accessoires de maison	32.8	31.4	31.4	31.1	30.0	30.8	29.7	28.4	28.2	28.2	29.0	29.1	28.6
621	Household furniture stores - Magasins de meubles de maison	31.6	31.5	30.5	30.9	30.3	30.7	29.9	29.3	29.1	30.5	29.7	29.9	29.7
622	Appliance, TV, radio & stereo stores - Magasins ménagers, tv, radio & appar. stéréo	31.3	28.8	31.7	31.2	29.6	31.1	29.5	27.7	26.5	26.9	29.1	29.1	28.8
623	Household furnishings stores - Magasins d'accessoires d'ameublement	35.2	33.5	32.2	31.3	30.0	30.6	29.9	28.0	29.3	27.4	27.9	28.2	26.9
631-639	Auto vehicles, parts & access., sales & serv. Véhicules autos, pièces & access., vente & serv.	32.1	31.7	31.0	31.7	32.4	32.9	32.6	32.4	31.7	31.8	32.1	31.9	30.8
631	Automobile dealers - Concessionnaires d'automobiles	35.8	35.1	33.7	34.9	35.5	36.1	36.7	36.9	36.1	36.1	36.0	34.9	34.1
632	Recreational vehicle dealers - Marchands de véhicules de loisir	32.7	34.2	34.7	33.0	34.0	35.4	33.6	32.4	33.7	35.0	33.5	33.8	30.7
633	Gasoline service stations - Stations-service	29.9	28.4	27.8	28.8	29.9	30.2	29.8	29.2	28.4	27.9	28.9	28.9	27.3
634	Automotive parts & accessories stores - Mag. de pièces et accessoires pour automobiles	30.2	31.1	30.1	29.4	28.9	28.5	28.1	28.4	28.6	28.6	29.2	28.8	28.2
635	Motor vehicle repair shops - Ateliers de réparation d'automobiles	32.7	33.1	32.9	34.7	35.5	36.1	35.7	36.8	35.1	35.7	33.7	33.6	31.3
639	Other motor vehicle services - Autres services pour automobiles	31.0	29.5	28.9	30.2	31.1	30.9	30.3	27.9	29.3	27.4	29.3	30.1	28.1
641-641	General merchandise stores - Magasins de marchandises diverses	24.0	24.4	24.4	24.4	24.1	23.3	23.2	21.8	22.1	22.8	23.3	22.8	22.8
651-692	Other retail n.e.c. - Autres commerces de détail n.c.a.	26.7	26.6	26.9	26.5	26.2	26.4	26.2	25.4	24.5	25.5	26.0	25.7	25.6

Table 6

Estimates of Average Weekly Hours, for Employees paid by the Hour, by Industry, Canada, Provinces and Territories.

Tableau 6

Estimations des heures hebdomadaires moyennes, pour les salariés rémunérés à l'heure, par industrie, Canada, provinces et territoires.

SIC	Industry	HOURS - HEURES												
		1984	1985	1986	1987	1988	1989	1990	1991	1992	1993	1994	1995	1996
1980														
CTI	Industrie													
CANADA														
701-761	Finance, insurance & real estate - Finances, assur. & affaires immobilières	26.3	26.1	26.2	26.4	26.4	26.6	27.0	25.2	24.9	25.4	25.9	25.9	26.5
701-749	Finance & insurance - Intermédiaires financiers et assurances	25.9	24.8	24.8	25.1	25.1	25.7	26.4	24.8	24.3	24.6	25.2	25.1	26.3
701-709	Deposit accepting intermediaries - Intermédiaires financiers de dépôts	21.8	21.3	22.5	22.8	23.0	24.0	24.0	23.4	22.5	22.4	23.8	23.8	24.9
701-702	Banks - Banques	20.1	19.4	20.8	21.3	21.3	22.6	22.5	22.0	21.1	21.5	22.4	22.4	23.3
703	Trust Companies - Sociétés de fiducie	22.9	21.3	22.9	23.6	23.4	25.4	24.7	23.5	23.1	22.8	24.3	24.7	26.1
705	Credit unions - Caisses d'épargne et de crédit	23.8	23.7	24.7	24.5	25.3	25.7	26.2	25.4	24.7	23.9	26.1	26.0	27.2
711-712	Consumer & business financing intermediaries - Crédit à la consommation et aux entreprises	33.6	26.2	27.7	24.4	25.8	23.3	25.8	28.7	29.5	29.9	25.9	26.8	26.1
721-729	Investment intermediaries - Intermédiaires d'investissement	34.5	36.0	34.7	34.7	32.4	31.3	34.2	29.9	30.4	30.6	29.5	28.1	28.6
731-733	Insurance - Assurances	27.8	27.3	27.0	27.3	27.8	25.7	28.8	28.4	27.2	29.1	27.3	28.6	29.3
741-749	Other financial intermediaries - Autres intermédiaires financiers	19.1	20.6	21.9	21.6	17.2	20.2	22.9	25.1	24.1	28.5	25.4	26.3	28.9
751-761	Real estate operators & insurance agent - Services immobiliers & agences d'assurances	26.6	27.5	27.9	28.1	28.1	27.9	28.0	25.8	26.1	26.8	27.0	27.2	26.8
751-759	Real estate operators (excl developers) - Services immobiliers (sauf lotisseurs)	27.5	28.3	28.2	28.3	28.6	29.2	28.6	26.9	27.1	27.5	27.6	27.7	26.5
761-761	Insurance & real estate agent - Agences d'assur. et agences immobilières	23.4	23.9	26.7	27.3	26.7	24.0	26.6	24.1	23.4	25.3	26.0	26.4	27.2
771-779	Comm., business & pers. services - Services socio-culturels, comm. et pers.	26.7	26.8	26.5	26.6	26.9	26.4	26.4	26.4	26.2	26.2	26.4	26.4	26.5
771-779	Business services - Services aux entreprises	28.0	28.4	27.8	27.8	28.5	29.0	29.0	29.1	29.6	29.4	29.7	29.9	31.2
771	Employment agencies & personnel suppliers - Bureaux de placement et location de pers.	21.9	22.1	21.0	21.1	21.4	20.5	22.3	23.9	26.5	26.5	27.8	28.6	29.0
772	Computer & related services - Services informatiques et services connexes	27.5	31.7	31.5	32.3	32.3	31.6	28.7	28.6	27.7	29.6	31.3	29.4	32.7
773	Accounting & bookkeeping services - Serv. de comptabilité et tenue de livres	27.4	27.5	28.4	26.3	30.9	31.2	28.4	28.4	25.9	24.4	26.3	25.2	27.8
774	Advertising services - Services de publicité	24.8	26.2	23.5	23.2	26.5	27.7	26.4	25.6	28.4	27.4	27.7	27.3	30.0
775	Arch., eng. & other scientific & tech. serv. - Arch., ingénieurs et autres serv. scient. et tech.	33.1	33.4	31.7	32.3	34.4	37.3	36.7	36.1	35.4	35.6	35.0	33.9	34.8
776	Offices of lawyers & notaries - Études d'avocats et de notaires	24.0	24.4	24.3	22.9	26.0	21.5	27.6	24.4	25.3	25.8	27.1	28.3	31.3
777	Management consulting services - Bureaux de conseils en gestion	31.5	30.4	30.8	32.3	31.2	35.0	31.6	28.5	27.4	29.1	29.3	30.5	32.1
779	Other business services - Autres services aux entreprises	28.6	29.3	28.9	29.1	28.9	28.6	29.2	29.5	30.4	29.9	29.6	30.5	30.7
851-859	Educational & related services - Services d'enseignement et services annexes	22.5	22.0	22.1	26.2	26.0	23.6	22.7	18.9	19.1	19.1	20.3	22.3	19.7
851-853	Educational services - Services d'enseignement	34.3	34.1	33.9	34.3	34.5	34.6	34.6	34.6	34.7	34.5	34.5	34.1	33.2
851	Elementary & secondary education - Enseignement élémentaire et secondaire	34.2	34.0	34.1	34.1	34.4	34.5	34.5	34.6	34.6	34.4	34.3	34.0	33.1
852	Post-second. non-university education - Enseignement postsecondaire non univers.	34.6	34.4	34.1	34.6	34.6	34.5	34.1	33.7	33.6	33.5	33.5	33.7	33.3
853	University education - Enseignement universitaire	34.2	34.0	33.7	34.5	34.6	34.9	35.1	35.1	35.3	35.3	35.2	34.6	33.5
854-859	Libraries, museums & other educational serv. - Biblio., musées & autres serv. d'enseignement	22.5	22.0	22.1	26.2	26.0	23.6	22.7	18.9	19.1	19.1	20.3	22.3	19.7
854	Library services - Bibliothèques	21.5	20.0	20.7	24.7	24.3	21.1	20.3	16.5	17.0	17.4	17.7	18.1	18.6
855	Museums & archives - Musées et archives	28.2	26.5	26.9	31.9	31.7	27.5	25.3	24.3	26.4	24.8	23.4	25.8	21.3

Annual Estimates of Employment, Earnings and Hours, 1984-1996, Statistics Canada
Estimations annuelles de l'Emploi, des gains et de la durée du travail, 1984-1996, Statistique Canada

Table 6

Estimates of Average Weekly Hours, for Employees paid by the Hour, by Industry, Canada, Provinces and Territories.

Tableau 6

Estimations des heures hebdomadaires moyennes, pour les salariés rémunérés à l'heure, par industrie, Canada, provinces et territoires.

SIC 1980 CTI	Industry Industrie	HOURS - HEURES												
		1984	1985	1986	1987	1988	1989	1990	1991	1992	1993	1994	1995	1996
CANADA														
859	Other educational services - Autres services d'enseignement	20.3	24.1	22.2	26.0	25.8	27.5	26.5	20.6	17.8	19.0	23.0	26.4	20.1
861-869	Health & social services - Services de soins de santé et services sociaux	28.6	28.5	28.4	28.4	28.5	28.3	28.1	28.1	28.1	28.0	27.9	27.8	27.5
861,862 & 864	Inst. health & soc. serv., in/out social services institutions - Établ. de santé & serv. soc. en/hors institution	29.1	29.1	29.0	29.0	29.1	28.8	28.8	28.9	28.9	28.8	28.6	28.6	28.3
861	Hospitals - Hôpitaux	30.1	30.1	30.1	30.2	30.3	30.0	30.0	30.1	30.0	29.9	29.8	30.0	29.9
862	Other institutional health & social services - Autres établ. de soins de santé & serv. sociaux	27.0	26.9	26.5	26.5	26.5	26.1	26.2	26.4	26.9	26.6	26.3	26.2	25.8
864	Non-institutional social services - Services sociaux hors institution	26.7	26.7	26.9	26.9	26.7	26.1	26.5	25.5	25.5	26.1	25.2	25.2	24.9
863 & 865-869	Other health & social services n.e.c. - Autres services de soins de santé et sociaux n.c.a.	23.9	23.8	24.1	24.3	24.8	25.5	24.5	24.5	24.3	24.2	24.7	24.3	25.0
863	Non-institutional health services - Services de soins de santé hors institution	33.3	29.0	32.0	32.2	31.1	32.8	26.9	27.5	28.9	28.3	26.6	25.6	25.8
865	Private practice of physicians, surgeons & dentist - Cabinets privés de médecins chirurgiens, dentistes	20.7	22.5	22.5	23.0	24.5	24.5	24.2	24.0	23.5	24.1	25.3	24.8	25.4
866	Offices of other health practitioners - Cabinets d'autres praticiens de la santé	22.9	22.5	22.6	23.2	23.9	23.9	24.7	24.5	23.6	24.4	23.1	22.3	23.3
868	Medical & other health laboratories - Laboratoires médicaux et autre lab. de santé	25.7	25.1	24.5	24.1	23.5	25.3	26.0	27.4	26.9	26.0	26.6	28.1	28.1
869	Health & social service assn's & agencies - Assoc. & org. de santé et de services sociaux	24.6	23.7	23.6	22.7	22.5	22.7	22.2	22.0	22.0	20.6	20.7	21.2	23.0
911-922	Accommodation, food & beverage services - Hébergement et restauration	24.7	24.7	24.0	24.2	24.5	23.5	23.9	23.6	23.5	23.4	24.0	24.2	23.9
911-914	Accommodation services - Services d'hébergement	27.6	27.5	26.6	27.4	27.3	26.5	27.0	27.0	26.8	26.9	27.8	28.2	27.3
912-914	Other accomodation services n.e.c. - Autres services d'hébergement n.c.a.	26.1	27.6	24.3	26.7	33.4	31.3	29.5	29.5	26.6	25.0	29.6	30.4	28.2
911	Hotels, motels & tourist courts - Hôtels, motels et camps pour touristes	27.7	27.5	26.7	27.5	27.0	26.3	26.9	26.8	26.8	27.1	27.6	28.0	27.3
921-922	Food & beverage services - Services de la restauration	23.7	23.8	23.2	23.3	23.6	22.6	22.9	22.5	22.5	22.4	22.9	23.1	22.9
921	Food services - Services de restauration	23.7	23.8	23.2	23.2	23.6	22.6	22.9	22.5	22.2	22.3	22.9	23.1	22.9
922	Taverns, bars & night clubs - Tavernes, bars et boîtes de nuit	23.9	23.9	23.2	23.3	23.7	22.5	22.9	23.1	24.9	23.7	23.9	23.2	23.3
961-999	Miscellaneous services - Services divers	25.6	26.0	26.0	26.3	26.9	26.1	26.1	26.0	24.9	25.6	25.7	25.2	25.6
961-969	Amusement & recreational services - Services de divertissements et de loisirs	24.6	24.6	24.8	24.3	25.8	24.6	24.2	24.1	22.7	22.9	24.0	23.8	24.1
960	Other amusement & recreational services n.e.c. - Autres serv. de divertis. et de loisirs n.c.a.	24.9	25.4	25.8	25.1	26.1	24.8	23.7	23.7	22.8	22.1	23.3	23.8	24.0
961	Motion picture, audio & video prod. & distr. - Prod. & distr. films et mat. audiovisuel	21.9	16.3	17.6	20.7	24.5	21.8	26.7	28.9	27.8	26.3	29.7	27.4	28.9
962	Motion picture exhibition - Projection de films cinématographiques	22.4	22.9	22.6	22.2	21.6	20.6	18.1	16.1	17.1	18.3	18.6	17.5	17.4
965	Sports & recreation clubs & services - Clubs sportifs et services de loisir	25.4	26.7	26.4	25.7	27.0	25.8	25.7	25.4	23.1	25.0	25.2	24.7	24.2
971-979	Personal services (exc'l private households) - Services personnels (excl. ménages)	27.5	28.7	28.3	28.0	28.0	27.6	28.9	28.4	27.6	28.2	27.1	26.8	25.4
971	Barber & beauty shops - Salons de coiffure et salons de beauté	29.0	31.4	31.5	30.8	30.0	27.8	29.0	29.9	28.3	29.1	27.2	26.3	24.4
972	Laundries & cleaners - Serv. de blanchissage et de nettoyage à sec	29.3	30.8	30.1	31.4	31.0	30.5	33.1	30.9	30.1	31.3	30.0	29.4	27.3
973	Funeral services - Pompes funèbres	21.3	22.6	23.8	27.1	26.7	27.8	24.3	25.1	29.2	27.5	28.5	29.5	28.0
979	Other personal & household services - Autres services personnels et domestiques	24.4	24.6	22.9	22.2	22.8	24.2	23.0	22.0	19.9	20.6	21.3	22.3	22.8
982-986	Membership organizations - Associations	17.4	18.2	17.5	20.0	20.6	20.9	21.5	21.3	20.4	23.4	24.2	24.2	26.9

Annual Estimates of Employment, Earnings and Hours, 1984-1996, Statistics Canada
Estimations annuelles de l'Emploi, des gains et de la durée du travail, 1984-1996, Statistique Canada

Table 6

Estimates of Average Weekly Hours, for Employees paid by the Hour, by Industry, Canada, Provinces and Territories.

Tableau 6

Estimations des heures hebdomadaires moyennes, pour les salariés rémunérés à l'heure, par industrie, Canada, provinces et territoires.

SIC 1980 CTI	Industry Industrie	HOURS - HEURES												
		1984	1985	1986	1987	1988	1989	1990	1991	1992	1993	1994	1995	1996
CANADA														
991-999	Other services - Autres services	28.5	28.5	28.6	29.2	29.2	28.2	28.0	28.1	27.5	28.0	27.4	26.3	26.4
990	Other services n.e.c. - Autres services n.c.a.	30.0	30.5	30.6	31.2	31.4	30.0	29.5	29.0	27.4	28.4	27.9	26.4	26.7
992	Automobile & truck rental & leasing services - Serv. de location d'automobiles et de camions	38.2	36.4	38.2	40.4	39.7	37.8	33.4	34.2	33.8	34.6	32.3	30.9	30.3
993	Photographers - Photographes	25.3	26.1	24.7	23.7	25.9	23.7	28.8	26.8	26.4	25.3	25.9	25.0	25.4
995	Services to buildings & dwellings - Serv. relatifs aux bâtiments et habitations	24.7	24.3	24.9	25.1	25.2	24.8	25.2	26.4	27.0	27.0	26.0	25.5	25.0
996	Travel services - Services de voyages	31.2	30.0	30.5	33.4	32.1	30.7	29.3	26.4	27.6	26.8	27.8	26.4	27.6
451-484 501-999	Service producing industries - Branches productrices de services	28.5	28.5	28.2	28.1	28.3	28.0	27.9	27.6	27.3	27.4	27.7	27.6	27.6
041-999	Industrial aggregate - Ensemble des industries	31.9	32.0	31.7	31.8	32.1	31.7	31.3	30.8	30.5	30.6	30.9	30.7	30.7
NEWFOUNDLAND TERRE-NEUVE														
061-092	Mining (incl. milling), quarrying and oil wells Mines (y compris broyage), carrières et puits de pétrole	40.1	38.2	39.2	41.3	43.4	42.9	44.1	42.8	42.1	40.4	40.6	39.8	39.1
101-399	Manufacturing - Industries manufacturières	33.8	33.2	32.8	35.8	37.4	37.9	37.2	37.1	36.3	36.4	37.7	37.4	36.9
	Non-durable goods - Biens non durables	33.6	33.2	32.8	35.7	36.8	37.3	36.6	37.0	35.6	35.7	36.4	37.2	36.7
	Durable goods - Biens durables	35.2	32.9	33.4	36.4	40.7	40.4	39.9	38.1	39.1	39.7	41.4	38.0	38.1
101-109	Food - Aliments	31.2	30.6	30.1	33.9	35.3	35.6	35.8	35.3	32.7	32.9	33.3	34.8	34.9
102	Fish products - Transformation du poisson	30.7	30.2	29.5	33.6	35.2	35.3	35.6	35.1	32.1	32.0	32.3	34.2	34.3
401-449	Construction - Construction	41.5	42.0	42.4	42.7	43.5	43.5	42.6	42.3	42.8	43.6	44.3	45.8	45.0
401-402	Bldg, developing & general contracting - Constructeurs, promoteurs et entrep. généraux	42.4	42.9	42.5	42.7	42.9	42.3	41.4	42.2	42.8	43.6	41.6	41.5	45.8
402	Non-residential building & development - Promotion & constr. de bâtiments non résidentiels	39.5	40.0	39.6	39.7	40.0	39.3	38.8	40.5	43.3	42.1	42.1	45.9	52.0
411-412	Industrial & heavy (engineering) construction - Constr. lourde et industrielle (génie)	51.8	52.8	53.4	52.1	51.8	51.8	52.6	49.2	50.5	48.4	50.1	49.9	46.7
421-429	Trade contracting - Entrepreneurs spécialisés	36.6	38.4	38.5	38.6	41.5	42.8	41.2	40.0	40.4	40.0	40.8	41.4	42.1
401-449 491-499	Goods producing industries - Branches productrices de biens	36.8	35.8	36.0	38.1	39.7	40.3	39.6	39.5	39.2	39.5	41.0	41.0	40.2
451-499	Transportation, storage, comm. & other utilities - Transp., entreposage, comm. et autres services publics	40.0	40.8	39.4	40.2	41.2	38.8	40.7	40.0	39.8	38.8	41.5	37.7	37.7
451-479	Transportation & storage - Transport et entreposage	40.0	41.3	39.1	40.0	40.9	38.2	40.4	39.6	39.6	38.9	42.0	38.4	38.6
481-499	Communication & other utilities - Communications et autres services publics	40.1	39.4	39.9	40.6	42.6	41.8	42.0	41.6	40.8	38.7	40.0	36.0	36.7
491-499	Other Utilities - Autres services publics	43.8	43.2	43.7	43.6	45.0	44.3	44.3	45.7	43.5	40.1	41.9	36.4	37.8
501-692	Trade - Commerce	31.5	31.2	30.9	32.1	31.8	31.2	31.2	30.3	30.1	30.7	29.6	29.1	28.5
501-599	Wholesale Trade - Commerce de gros	35.0	34.6	36.5	37.8	38.7	37.6	38.1	37.4	37.1	37.1	38.7	40.5	35.8
601-692	Retail trade - Commerce de détail	30.8	30.6	30.1	31.0	30.6	30.2	30.3	29.3	29.1	29.7	28.5	27.6	27.2

Annual Estimates of Employment, Earnings and Hours, 1984-1996, Statistics Canada
Estimations annuelles de l'Emploi, des gains et de la durée du travail, 1984-1996, Statistique Canada

Table 6

Estimates of Average Weekly Hours, for Employees paid by the Hour, by Industry, Canada, Provinces and Territories.

Tableau 6

Estimations des heures hebdomadaires moyennes, pour les salariés rémunérés à l'heure, par industrie, Canada, provinces et territoires.

SIC 1980 CTI	Industry Industrie	HOURS - HEURES												
		1984	1985	1986	1987	1988	1989	1990	1991	1992	1993	1994	1995	1996
NEWFOUNDLAND TERRE-NEUVE														
601-603	Food, beverage and drug - Aliments, boissons et médicaments	28.6	28.5	27.7	29.2	29.0	28.3	28.7	29.5	29.1	30.2	27.6	27.2	27.2
601	Food stores - Magasins d'alimentation	30.1	29.9	30.1	30.0	29.6	29.8	29.9	29.8	29.3	30.4	26.9	26.5	26.7
611-615	Shoe, apparel, fabric & yarn - Chaussures, vêtements, tissus et filés	28.3	29.2	28.6	27.6	26.3	27.3	26.8	26.1	24.9	24.9	25.0	22.1	21.3
631-639	Auto vehicles, parts & access., sales & serv. Véhicules autos, pièces & access., vente & serv.	37.4	36.2	35.0	36.0	35.7	35.8	36.3	34.5	34.4	35.8	32.5	31.8	32.1
641-641	General merchandise stores - Magasins de marchandises diverses	27.8	28.1	27.9	28.4	27.5	27.1	26.7	25.4	26.0	25.3	25.8	25.2	23.8
651-692	Other retail n.e.c. - Autres commerces de détail n.c.a.	35.6	33.7	35.5	35.1	35.5	33.9	33.4	30.2	28.7	27.9	28.9	28.8	26.1
701-761	Finance, insurance & real estate - Finances, assur. & affaires immobilières	26.1	25.6	26.6	28.5	28.5	27.6	27.8	28.4	28.3	28.5	28.7	25.8	29.0
701-749	Finance & insurance - Intermédiaires financiers et assurances	22.4	23.0	23.3	27.0	26.3	24.4	23.9	25.1	26.9	26.9	26.6	24.5	27.2
701-709	Deposit accepting intermediaries - Intermédiaires financiers de dépôts	18.8	20.7	22.2	22.8	22.6	21.9	21.0	21.7	23.8	23.7	23.4	23.5	25.3
701-702	Banks - Banques	18.6	20.5	22.0	22.6	22.3	21.6	20.8	21.7	22.0	22.5	22.5	23.2	24.4
771-779	Comm., business & pers. services - Services socio-culturels, comm. et pers.	31.6	30.0	30.4	33.1	33.2	32.1	32.5	30.9	31.0	31.5	30.8	30.6	30.7
771-779	Business services - Services aux entreprises	36.6	36.2	34.6	37.7	37.3	37.5	37.0	37.5	35.4	37.8	34.8	36.8	33.5
851-853	Educational services - Services d'enseignement	31.4	29.6	29.7	34.5	34.7	34.7	34.9	34.7	35.0	35.0	35.0	34.8	33.0
861-869	Health & social services - Services de soins de santé et services sociaux	34.8	33.2	34.3	34.9	35.2	33.4	33.7	31.9	32.3	33.0	33.1	31.5	31.9
861	Hospitals - Hôpitaux	36.9	36.9	36.8	35.6	36.8	34.8	36.1	33.3	36.3	36.4	36.7	34.7	36.0
911-922	Accommodation, food & beverage services - Hébergement et restauration	28.8	25.9	25.9	29.9	30.4	29.5	29.4	28.6	28.3	28.1	27.5	28.9	27.6
911-914	Accommodation services - Services d'hébergement	28.0	22.1	23.0	33.7	33.9	33.1	33.1	33.0	32.1	31.9	30.6	32.5	30.4
921-922	Food & beverage services - Services de la restauration	29.1	27.3	27.1	28.0	28.6	27.7	27.6	26.8	26.8	26.6	26.1	27.5	26.3
921	Food services - Services de restauration	28.8	27.0	26.8	27.7	28.3	27.4	27.4	26.4	26.7	26.5	25.9	27.4	26.3
961-999	Miscellaneous services - Services divers	26.3	26.7	26.0	32.0	31.3	31.0	32.5	29.8	30.7	31.1	28.8	29.2	31.3
451-484	Service producing industries - Branches productrices de services	32.6	31.8	31.6	33.3	33.3	32.2	32.5	31.4	31.4	31.8	31.1	30.5	30.6
041-999	Industrial aggregate - Ensemble des industries	34.2	33.4	33.3	35.1	35.7	35.1	34.8	33.9	33.6	34.0	33.9	33.4	33.1
PRINCE EDWARD ISLAND ILE-DU-PRINCE-ÉDOUARD														
101-399	Manufacturing - Industries manufacturières	36.4	35.6	36.0	39.1	38.9	37.9	37.6	36.9	36.4	35.2	37.5	37.7	36.4
	Non-durable goods - Biens non durables	36.1	35.3	35.6	39.0	38.8	37.5	37.1	36.2	35.6	34.1	36.7	37.1	34.9
	Durable goods - Biens durables	37.6	36.9	37.7	39.5	39.2	39.6	40.2	39.8	39.2	39.4	41.3	40.3	40.7
401-449	Construction - Construction	40.6	39.7	40.4	41.3	41.2	40.4	40.9	40.1	39.4	39.5	40.7	45.5	46.1
041-449	Goods producing industries - Branches productrices de biens	38.1	37.1	37.8	40.0	39.9	38.9	39.2	38.4	37.8	37.2	38.8	41.6	41.4

Annual Estimates of Employment, Earnings and Hours, 1984-1996, Statistics Canada
Estimations annuelles de l'Emploi, des gains et de la durée du travail, 1984-1996, Statistique Canada

Table 6

Estimates of Average Weekly Hours, for Employees paid by the Hour, by Industry, Canada, Provinces and Territories.

Tableau 6

Estimations des heures hebdomadaires moyennes, pour les salariés rémunérés à l'heure, par industrie, Canada, provinces et territoires.

SIC 1980 CTI	Industry Industrie	HOURS - HEURES												
		1984	1985	1986	1987	1988	1989	1990	1991	1992	1993	1994	1995	1996
PRINCE EDWARD ISLAND ILE-DU-PRINCE-ÉDOUARD														
451-499	Transportation, storage, comm. & other utilities - Transp., entreposage, comm. et autres services publics	39.3	39.7	39.7	40.1	40.2	39.6	38.8	38.5	40.0	38.1	39.0	38.2	38.2
481-499	Communication & other utilities - Communications et autres services publics	39.2	39.8	40.9	41.1	41.0	40.4	40.4	40.2	40.0	39.6	39.9	40.4	37.7
501-692	Trade - Commerce	30.2	29.8	29.8	30.2	31.1	30.7	30.2	29.0	28.2	29.7	30.4	30.1	29.2
601-692	Retail trade - Commerce de détail	29.5	28.9	29.1	29.0	29.9	29.3	28.8	27.5	26.6	27.9	29.0	28.2	27.5
601	Food stores - Magasins d'alimentation	28.0	25.4	27.5	25.8	27.5	26.4	25.7	26.8	25.5	26.4	27.7	26.4	26.5
641-641	General merchandise stores - Magasins de marchandises diverses	29.1	28.5	29.7	29.7	29.6	28.7	29.6	23.1	21.8	22.5	24.2	24.6	23.1
771-779	Comm., business & pers. services - Services socio-culturels, comm. et pers.	25.9	26.5	26.3	26.0	26.2	24.6	25.0	26.1	25.0	25.8	26.0	26.4	27.2
851-853	Educational services - Services d'enseignement	36.0	35.0	35.6	36.3	37.0	37.3	38.6	38.5	38.1	37.3	36.0	38.5	35.4
851	Elementary & secondary education - Enseignement élémentaire et secondaire	37.1	35.4	36.9	37.2	37.5	38.0	40.8	40.8	39.5	37.0	34.6	..	34.1
861-869	Health & social services - Services de soins de santé et services sociaux	25.5	25.5	27.3	25.8	25.5	26.3	26.0	27.5	27.9	27.7	27.0	28.2	28.7
862	Other institutional health & social services - Autres établ. de soins de santé & serv. sociaux	..	31.2	29.0	28.6	29.6	29.8	25.6	27.3	27.7	26.9	26.0	25.1	26.9
451-484	Service producing industries - Branches productrices de services	29.9	29.9	29.5	29.4	30.0	28.5	28.4	28.4	27.7	28.5	28.8	28.8	29.0
041-999	Industrial aggregate - Ensemble des industries	32.1	32.0	31.8	32.4	32.8	31.5	31.4	31.0	30.4	30.7	31.1	32.0	32.6
NOVA SCOTIA NOUVELLE-ÉCOSSE														
061-092	Mining (incl. milling), quarrying and oil wells Mines (y compris broyage), carrières et puits de pétrole	41.6	41.5	41.6	42.1	42.3	41.6	42.7	42.2	43.2	43.6	43.4	44.0	41.3
061-063	Mining - Mines	38.9	39.3	40.8	41.3	41.4	40.8	41.9	41.4	42.2	42.5	43.3	42.8	..
063	Coal mines - Mines de charbon	38.7	39.0	40.6	41.4	41.4	40.0	41.7	41.8	42.5	43.1	43.9	42.1	..
101-399	Manufacturing - Industries manufacturières	36.4	35.6	36.1	37.6	38.0	37.7	37.2	36.3	37.0	37.0	37.9	38.1	37.9
	Non-durable goods - Biens non durables	36.9	36.0	36.4	37.8	38.1	37.9	37.3	35.4	36.3	35.9	36.4	37.1	36.4
	Durable goods - Biens durables	35.2	34.6	35.5	37.0	37.6	37.4	36.9	38.3	38.7	39.3	40.7	39.7	40.8
101-109	Food - Aliments	31.7	29.6	31.5	32.7	33.4	32.5	31.7	32.6	33.9	32.5	33.0	33.9	34.8
102	Fish products - Transformation du poisson	32.8	29.3	32.2	33.6	35.3	34.0	31.9	31.5	33.5	30.5	32.2	34.4	34.9
271-279	Paper & allied products - Papier et produits connexes	35.8	36.5	36.9	39.8	40.6	38.8	38.8	39.6	39.7	39.7	40.5	40.6	40.7
321-329	Transportation equipment - Matériel de transport	36.0	35.4	35.2	38.0	38.0	37.3	36.9	37.4	37.8	39.3	39.5	38.9	41.7
401-449	Construction - Construction	39.4	39.4	39.4	39.4	40.6	40.0	40.0	39.6	38.8	39.8	41.3	40.9	40.5
401-402	Bldg, developing & general contracting - Constructeurs, promoteurs et entrep. généraux	39.0	38.9	38.0	38.7	39.4	38.7	39.0	37.3	37.3	39.0	40.2	39.8	40.0
401	Residential building & development - Promotion et construction de bâtiments résidentiels	38.9	38.8	37.8	38.6	39.2	38.5	38.8	37.2	36.8	38.3	40.0	39.7	38.9

Annual Estimates of Employment, Earnings and Hours, 1984-1996, Statistics Canada
Estimations annuelles de l'Emploi, des gains et de la durée du travail, 1984-1996, Statistique Canada

Table 6

Estimates of Average Weekly Hours, for Employees paid by the Hour, by Industry, Canada, Provinces and Territories.

SIC 1980 CTI	Industry Industrie	HOURS - HEURES												
		1984	1985	1986	1987	1988	1989	1990	1991	1992	1993	1994	1995	1996
NOVA SCOTIA NOUVELLE-ÉCOSSE														
411-412	Industrial & heavy (engineering) construction - Constr. lourde et industrielle (génie)	44.0	44.7	45.7	44.6	45.4	45.3	45.2	44.1	45.4	44.3	45.6	46.4	45.4
421-429	Trade contracting - Entrepreneurs spécialisés	38.1	38.0	38.5	38.7	40.0	39.4	39.4	39.3	37.9	39.0	40.7	40.0	39.9
041-449	Goods producing industries - Branches													
491-499	productrices de biens	37.6	37.2	37.7	38.5	39.1	38.7	38.5	37.8	38.0	38.4	39.3	39.3	38.9
451-499	Transportation, storage, comm. & other utilities - Transp., entreposage, comm. et autres services publics	40.9	40.3	40.4	40.9	40.5	39.9	38.0	37.5	37.6	38.1	39.5	39.2	38.7
451-479	Transportation & storage - Transport et entreposage	41.8	40.5	40.2	40.8	40.1	39.8	36.8	35.8	35.6	36.6	39.1	39.3	39.2
451-459	Transportation - Transport	41.8	40.5	40.2	40.7	40.0	39.8	36.7	35.7	35.6	36.6	39.1
481-499	Communication & other utilities - Communications et autres services publics	39.6	40.0	40.8	41.0	41.0	40.0	39.4	39.3	39.5	39.7	40.0	39.2	38.2
481-484	Communication - Communications	39.6	40.0	40.7	41.0	41.1	39.9	39.1	39.2	39.2	39.3	39.4	38.8	37.4
491-499	Other Utilities - Autres services publics	39.7	40.1	40.9	40.8	40.9	40.2	40.5	39.7	40.5	41.1	41.9	40.1	39.8
491	Electric power systems - Énergie électrique	40.3	40.4	41.5	41.5	41.7	40.9	41.2	40.2	40.4	41.2	43.0
501-692	Trade - Commerce	28.6	28.6	29.3	28.7	28.8	28.9	28.9	27.7	28.5	27.9	28.7	28.4	28.3
501-599	Wholesale Trade - Commerce de gros	33.7	34.2	34.5	35.1	37.6	37.9	37.5	37.1	36.8	36.4	35.5	35.2	35.6
521-524	Food, beverage, drug & tobacco - Produits alimentaires, boissons, médicaments et tabac	30.8	31.4	30.6	32.1	35.7	37.4	34.3	35.5	35.4	34.7	32.1	31.7	32.8
521	Food - Produits alimentaires	30.6	31.2	30.1	31.6	35.9	37.4	34.3	35.5	35.4	34.8	32.1	31.5	32.7
601-692	Retail trade - Commerce de détail	27.8	27.7	28.5	27.6	27.4	27.7	27.7	26.6	27.3	26.8	27.5	27.1	26.7
601-603	Food, beverage and drug - Aliments, boissons et médicaments	27.5	27.9	28.6	25.6	25.3	26.1	26.5	25.9	26.6	25.7	26.4	26.1	26.4
601	Food stores - Magasins d'alimentation	26.7	27.1	28.1	25.4	24.6	24.9	26.1	26.3	26.5	25.2	25.3	24.5	25.5
611-615	Shoe, apparel, fabric & yarn - Chaussures, vêtements, tissus et filés	24.2	25.0	24.9	25.5	24.1	24.6	25.2	25.5	24.0	24.2	25.4	23.5	22.1
631-639	Auto vehicles, parts & access., sales & serv. Véhicules autos, pièces & access., vente & serv.	33.6	33.5	33.7	32.9	32.5	32.0	32.9	34.1	34.3	33.3	32.6	33.0	32.0
641-641	General merchandise stores - Magasins de marchandises diverses	24.9	24.2	24.9	25.8	25.4	23.8	23.9	21.5	22.3	22.2	22.5	22.4	22.9
651-692	Other retail n.e.c. - Autres commerces de détail n.c.a.	25.0	25.7	27.0	26.6	25.8	28.6	27.7	26.2	25.9	26.6	29.5	28.3	27.5
701-761	Finance, insurance & real estate - Finances, assur. & affaires immobilières	25.1	24.8	24.9	24.9	25.8	26.7	27.1	26.2	26.0	27.2	28.3	26.9	29.3
701-749	Finance & insurance - Intermédiaires financiers et assurances	18.3	19.2	20.1	21.4	21.4	22.2	24.5	24.4	23.6	25.7	26.7	26.2	27.7
701-709	Deposit accepting intermediaries - Intermédiaires financiers de dépôts	18.3	18.8	19.1	21.2	20.8	21.4	22.7	22.6	22.0	22.4	23.0	23.7	25.5
701-702	Banks - Banques	18.7	19.2	19.5	21.7	21.3	21.9	23.1	22.6	21.6	22.2	22.1	23.3	24.5
751-759	Real estate operators (exc'l developers) - Services immobiliers (sauf lotisseurs)	35.3	35.3	35.5	33.2	33.6	34.7	34.0	31.8	31.1	31.7	32.0	29.2	32.3
771-779	Comm., business & pers. services - Services socio-culturels, comm. et pers.	26.9	27.1	26.7	27.2	27.5	27.5	27.7	28.3	28.1	28.2	28.3	28.5	28.8
771-779	Business services - Services aux entreprises	31.2	31.4	31.3	29.8	31.7	33.0	32.2	31.7	31.5	32.1	31.8	32.8	33.0
851-853	Educational services - Services d'enseignement	34.0	33.8	33.4	33.8	34.7	34.8	34.2	34.0	33.5	32.4	31.9	31.4	31.5
851	Elementary & secondary education - Enseignement élémentaire et secondaire	34.4	33.9	33.4	33.9	35.1	34.8	34.5	34.0	33.9	33.0	32.0	31.5	32.3

Annual Estimates of Employment, Earnings and Hours, 1984-1996, Statistics Canada
Estimations annuelles de l'Emploi, des gains et de la durée du travail, 1984-1996, Statistique Canada

Table 6

Estimates of Average Weekly Hours, for Employees paid by the Hour, by Industry, Canada, Provinces and Territories.

Tableau 6

Estimations des heures hebdomadaires moyennes, pour les salariés rémunérés à l'heure, par industrie, Canada, provinces et territoires.

SIC 1980 CTI	Industry Industrie	HOURS - HEURES												
		1984	1985	1986	1987	1988	1989	1990	1991	1992	1993	1994	1995	1996
NOVA SCOTIA NOUVELLE-ÉCOSSE														
853	University education - Enseignement universitaire	33.2	33.2	32.8	33.3	34.2	34.8	34.3	34.2	33.5	32.3	32.0	31.8	31.2
861-869	Health & social services - Services de soins de santé et services sociaux	28.9	29.0	28.4	28.8	29.3	28.7	29.2	30.3	30.1	30.0	30.1	29.3	29.3
861	Hospitals - Hôpitaux	29.6	29.7	29.1	28.8	29.4	29.2	30.2	31.5	31.8	31.8	31.3	31.5	31.8
911-922	Accommodation, food & beverage services - Hébergement et restauration	26.3	26.5	25.5	26.7	26.9	26.8	25.8	26.0	25.6	25.8	26.6	27.5	26.8
911-914	Accommodation services - Services d'hébergement	28.0	29.5	28.6	28.2	28.0	29.2	29.2	28.4	27.8	29.4	29.7	31.0	29.0
911	Hotels, motels & tourist courts - Hôtels, motels et camps pour touristes	27.6	29.2	28.4	27.8	27.7	28.8	29.1	28.5	28.0	29.4	29.4	30.5	28.3
921-922	Food & beverage services - Services de la restauration	25.8	25.7	24.8	26.3	26.6	26.2	24.8	25.1	24.8	24.7	25.7	26.5	26.2
921	Food services - Services de restauration	26.5	26.4	25.5	27.0	27.3	26.9	25.4	25.5	24.9	24.7	25.5	26.2	25.9
961-999	Miscellaneous services - Services divers	22.1	23.4	24.4	24.6	23.9	24.3	26.1	26.4	25.8	26.1	26.6	27.8	30.5
451-484	Service producing industries - Branches productrices de services	29.8	29.6	29.6	29.6	29.6	29.5	29.3	29.0	29.1	29.0	29.3	29.0	29.2
041-999	Industrial aggregate - Ensemble des industries	32.5	32.1	32.2	32.6	32.8	32.5	32.2	31.6	31.7	31.5	31.9	31.7	31.7
NEW BRUNSWICK NOUVEAU-BRUNSWICK														
041-051	Logging and forestry - Exploitation forestière et serv. forestiers	36.4	39.5	34.4	32.8	39.9	39.2	40.4	40.0	41.1	42.9	43.3	43.0	43.9
061-092	Mining (incl. milling), quarrying and oil wells - Mines (y compris broyage), carrières et puits de pétrole	39.6	40.8	38.6	39.1	39.5	38.0	37.2	37.3	36.2	37.2	38.3	37.4	37.2
101-399	Manufacturing - Industries manufacturières	38.1	37.8	38.4	38.8	39.2	39.5	39.1	38.3	38.5	38.8	39.3	39.7	39.0
	Non-durable goods - Biens non durables	37.1	36.5	37.5	37.6	37.8	38.5	38.1	37.5	37.7	37.8	38.1	39.3	38.0
	Durable goods - Biens durables	40.5	40.5	40.2	40.9	41.5	40.8	40.6	39.7	40.0	40.3	41.4	40.3	40.5
101-109	Food - Aliments	34.7	33.7	34.3	35.0	35.2	36.4	36.5	35.8	36.5	36.8	36.7	38.3	35.8
251-259	Wood - Bois	39.0	38.9	38.7	40.5	40.8	40.5	40.9	40.8	40.9	41.9	41.7	40.4	41.0
251	Sawmill, planing mill & shingle mill products - Scieries, ateliers de rabotage et usines de bardeaux	40.6	40.3	39.6	42.6	43.6	43.2	43.6	42.0	43.4	43.4	42.1	42.2	41.4
271-279	Paper & allied products - Papier et produits connexes	41.5	41.6	43.7	43.3	43.2	43.5	43.7	42.3	41.2	41.8	42.2	43.0	42.5
271	Pulp & paper - Pâtes et papiers	41.7	41.7	44.1	43.7	44.0	43.8	44.1	42.2	41.4	42.0	42.7	43.3	43.0
401-449	Construction - Construction	38.2	38.7	38.8	39.0	39.6	39.9	40.3	40.6	39.8	40.4	42.0	41.6	40.7
401	Residential building & development - Promotion et construction de bâtiments résidentiels	34.7	34.3	35.2	34.6	36.5	35.5	38.0	36.6	38.2	39.2	40.9	39.9	39.1
421-429	Trade contracting - Entrepreneurs spécialisés	37.2	37.4	37.1	37.8	38.7	38.9	38.9	40.0	38.7	39.4	40.8	41.3	40.3
041-449	Goods producing industries - Branches productrices de biens	38.1	38.2	38.2	38.5	39.3	39.5	39.4	39.0	38.8	39.4	40.1	40.2	39.6
451-499	Transportation, storage, comm. & other utilities - Transp., entreposage, comm. et autres services publics	39.2	38.9	39.5	39.4	40.1	40.6	39.4	40.3	38.4	39.0	41.1	38.4	40.1

Annual Estimates of Employment, Earnings and Hours, 1984-1996, Statistics Canada
Estimations annuelles de l'Emploi, des gains et de la durée du travail, 1984-1996, Statistique Canada

Table 6

Estimates of Average Weekly Hours, for Employees paid by the Hour, by Industry, Canada, Provinces and Territories.

Tableau 6

Estimations des heures hebdomadaires moyennes, pour les salariés rémunérés à l'heure, par industrie, Canada, provinces et territoires.

SIC 1980 CTI	Industry Industrie	HOURS - HEURES												
		1984	1985	1986	1987	1988	1989	1990	1991	1992	1993	1994	1995	1996
NEW BRUNSWICK NOUVEAU-BRUNSWICK														
451-479	Transportation & storage - Transport et entreposage	39.5	39.4	39.8	39.4	40.1	40.5	39.5	39.7	39.2	39.2	42.7	39.1	41.4
451-459	Transportation - Transport	39.6	39.5	39.9	39.6	40.2	40.6	39.7	39.9	39.3	39.3	42.7	39.1	41.4
481-499	Communication & other utilities - Communications et autres services publics	38.1	37.1	38.2	39.5	40.0	40.7	39.1	41.6	36.5	38.5	36.8	36.4	35.7
501-692 Trade - Commerce		30.7	30.2	30.2	30.7	30.6	30.4	29.9	29.1	28.8	29.5	29.7	29.4	29.6
501-599	Wholesale Trade - Commerce de gros	36.4	34.8	35.8	36.4	37.1	36.2	36.8	37.8	37.4	37.7	38.2	37.3	38.2
601-692	Retail trade - Commerce de détail	29.6	29.5	29.0	29.4	29.2	29.1	28.3	27.1	26.9	27.5	28.2	27.7	27.5
601-603	Food, beverage and drug - Aliments, boissons et médicaments	29.1	29.6	27.9	28.0	26.9	27.0	26.3	26.5	25.9	26.5	27.8	26.9	27.3
601	Food stores - Magasins d'alimentation	30.1	29.8	27.5	28.0	26.9	26.8	25.9	26.1	25.8	26.7	27.7	26.4	26.6
611-615	Shoe, apparel, fabric & yarn - Chaussures, vêtements, tissus et filés	30.0	31.1	30.6	30.1	27.4	28.5	28.3	24.6	23.7	25.2	24.2	23.9	22.4
631-639	Auto vehicles, parts & access., sales & serv. - Véhicules autos, pièces & access., vente & serv.	36.4	35.8	33.1	34.1	34.8	35.2	33.2	35.4	34.1	34.7	32.4	32.1	31.9
641-641	General merchandise stores - Magasins de marchandises diverses	24.0	24.0	26.1	25.9	25.4	24.2	24.3	21.8	21.7	23.5	24.9	24.4	24.4
651-692	Other retail n.e.c. - Autres commerces de détail n.c.a.	29.9	27.0	29.1	29.9	31.9	31.3	30.3	27.7	28.5	25.6	29.2	28.2	26.6
701-761 Finance, insurance & real estate - Finances, assur. & affaires immobilières		29.6	29.5	29.2	29.6	28.5	29.6	28.6	27.9	28.3	28.5	28.6	26.7	29.2
701-749	Finance & insurance - Intermédiaires financiers et assurances	29.1	28.8	29.1	28.5	28.6	28.2	27.9	25.7	25.7	27.9	27.5	27.0	27.5
701-709	Deposit accepting intermediaries - Intermédiaires financiers de dépôts	22.6	23.2	24.6	23.8	25.0	23.5	23.4	22.0	20.7	23.0	22.1	22.7	24.7
751-759	Real estate operators (exc'l developers) - Services immobiliers (sauf lotisseurs)	28.7	29.9	29.5	30.9	28.0	32.7	30.8	32.2	32.6	30.1	28.9	26.8	31.9
771-779 Comm., business & pers. services - Services socio-culturels, comm. et pers.		28.4	29.2	30.0	29.8	30.0	30.4	30.2	30.6	30.4	30.5	30.5	30.2	29.7
771-779	Business services - Services aux entreprises	35.3	36.3	37.3	34.3	35.7	36.2	33.3	31.5	31.3	31.3	30.9	31.6	32.2
851-853	Educational services - Services d'enseignement	38.5	38.8	39.0	39.1	38.8	38.8	38.3	38.1	37.2	35.1	35.2	35.8	34.3
851	Elementary & secondary education - Enseignement élémentaire et secondaire	40.1	40.1	40.1	40.1	40.2	40.2	40.1	40.0	38.3	35.0	35.0	35.0	35.0
861-869	Health & social services - Services de soins de santé et services sociaux	30.8	31.5	32.5	32.2	33.0	33.2	33.7	34.2	33.4	33.5	33.2	33.1	30.9
861	Hospitals - Hôpitaux	32.3	32.8	33.8	33.8	35.1	34.7	35.2	37.3	36.9	36.9	36.8	35.5	33.4
911-922	Accommodation, food & beverage services - Hébergement et restauration	22.6	23.3	24.0	25.4	25.2	25.7	25.1	25.1	25.5	25.3	27.0	26.2	26.2
911-914	Accommodation services - Services d'hébergement	26.6	28.2	27.8	27.1	27.2	28.5	28.6	28.5	29.2	27.4	30.0	29.2	29.2
921-922	Food & beverage services - Services de la restauration	21.9	22.5	23.3	25.0	24.8	25.0	24.2	24.3	24.4	24.8	26.2	25.3	25.3
921	Food services - Services de restauration	22.0	22.6	23.4	25.2	24.9	25.2	24.4	24.6	24.7	24.9	26.4	25.5	25.4
961-999	Miscellaneous services - Services divers	29.3	33.2	32.8	29.8	28.0	28.2	25.7	27.7	27.2	29.1	27.1	28.0	31.8
451-484 Service producing industries - Branches productrices de services		30.8	30.9	31.2	31.0	31.1	31.2	30.8	30.7	30.4	30.7	30.9	30.4	30.5
041-999 Industrial aggregate - Ensemble des industries		33.1	33.1	33.4	33.5	33.9	34.0	33.6	33.3	33.0	33.3	33.5	33.1	32.9

Annual Estimates of Employment, Earnings and Hours, 1984-1996, Statistics Canada
Estimations annuelles de l'emploi, des gains et de la durée du travail, 1984-1996, Statistique Canada

Table 6

Estimates of Average Weekly Hours, for Employees paid by the Hour, by Industry, Canada, Provinces and Territories.

Tableau 6

Estimations des heures hebdomadaires moyennes, pour les salariés rémunérés à l'heure, par industrie, Canada, provinces et territoires.

SIC	Industry	HOURS - HEURES												
		1984	1985	1986	1987	1988	1989	1990	1991	1992	1993	1994	1995	1996
1980														
CTI	Industrie													
QUÉBEC														
041-051	Logging and forestry - Exploitation forestière et serv. forestiers	43.1	41.4	42.5	40.7	41.6	43.2	42.1	40.8	41.4	41.0	36.5	40.9	40.5
061-092	Mining (incl. milling), quarrying and oil wells Mines (y compris broyage), carrières et puits de pétrole	37.5	38.9	39.1	37.9	39.9	39.7	39.5	39.2	39.5	38.6	39.7	40.1	40.8
061-063	Mining - Mines	31.6	34.4	35.2	36.4	38.3	39.1	38.3	38.8	39.0	38.2	39.0	39.4	40.8
061	Metal mines - Mines de métaux	31.7	34.6	35.1	36.1	38.0	39.0	38.3	38.1	38.1	37.1	38.8	38.9	40.7
062	Non-metal mines (except coal) - Mines de minerais non métalliques (sauf le charbon)	31.4	33.8	35.4	37.1	39.1	39.4	38.2	40.5	41.0	40.5	39.5
091-092	Services incidental to mineral extraction - Industrie des services miniers	42.7	49.1	47.5	45.6	53.9	47.5	39.8	40.6	38.2	38.6	37.6	39.7	40.9
092	Services incidental to mining - Services relatifs à l'extraction minière	42.4	48.7	47.2	45.4	53.6	47.4	39.7	40.4	37.8	38.3	37.6
101-399	Manufacturing - Industries manufacturières	38.7	38.4	38.0	38.6	38.9	38.8	38.4	38.0	38.3	38.5	38.3	38.1	37.6
	Non-durable goods - Biens non durables	37.9	37.5	37.2	37.6	38.2	38.1	37.8	37.3	37.5	37.6	36.9	37.1	36.3
	Durable goods - Biens durables	39.7	39.4	38.9	39.7	39.7	39.5	39.2	38.9	39.1	39.5	39.9	39.1	38.9
101-109	Food - Aliments	38.3	37.9	37.6	37.9	37.8	38.1	37.9	37.8	37.4	37.3	36.8	37.2	36.7
243-249	Clothing - Habillement	38.0	38.1	38.0	38.1	38.6	38.6	37.1	35.7	35.6	35.8	35.0	35.2	34.3
243	Men's & boys' clothing - Vêtements pour hommes et garçons	42.3	42.6	43.1	41.4	41.3	41.4	38.0	36.2	36.4	37.1	36.5	34.2	34.5
244	Women's clothing - Vêtements pour dames	35.7	35.2	34.1	35.0	35.8	35.6	34.0	33.0	33.3	32.7	33.3	34.7	34.2
245-249	Clothing n.e.c. - Habillement n.c.a.	37.2	37.6	37.3	38.4	39.0	38.6	38.5	37.1	36.4	37.4	35.2	36.7	34.3
251-259	Wood - Bois	40.0	39.6	38.4	39.6	39.2	38.8	38.7	39.3	39.3	38.7	39.7	39.3	39.0
251	Sawmill, planing mill & shingle mill products - Scieries, ateliers de rabotage et usines de bardeaux	42.2	42.8	42.3	42.4	42.7	42.0	40.6	40.7	40.6	41.1	40.3	40.6	39.5
254	Sash, doors & other millwork - Portes, châssis et autres bois travaillés	37.6	36.6	35.3	37.9	36.8	37.1	37.0	38.6	37.5	35.1	38.9	37.6	38.2
261-269	Furniture & fixtures - Meubles et articles d'ameublement	39.3	38.6	38.7	40.0	39.7	39.8	38.3	38.2	39.1	38.9	38.1	38.3	38.4
261	Household furniture - Meubles de maison	40.1	39.1	39.2	40.6	40.4	40.4	38.9	38.7	39.2	38.8	37.6	38.2	38.5
271-279	Paper & allied products - Papier et produits connexes	39.8	39.7	39.6	39.8	40.1	40.0	39.3	38.8	39.1	38.5	38.8	38.4	38.1
271	Pulp & paper - Pâtes et papiers	39.5	39.4	39.4	39.7	40.1	40.1	39.4	38.6	38.7	38.3	38.6	37.8	37.8
281-284	Printing, publishing & allied ind. - Imprimerie, édition et industries connexes	36.6	34.3	33.1	34.3	35.4	34.9	35.2	34.4	34.0	35.7	33.8	34.7	34.6
281	Commercial printing - Impression commerciale	38.6	36.6	34.7	36.9	38.5	37.8	38.3	37.3	37.2	38.2	35.5	35.4	35.4
291-299	Primary metals - Première transformation des métaux	39.8	39.5	38.8	40.3	40.0	39.7	39.9	40.3	40.1	40.4	40.8	40.5	40.4
295	Non-ferrous metal smelting & refining - Fonte et affinage des métaux non-ferreux	39.7	39.8	38.4	40.5	39.8	40.1	40.5	41.9	40.2	40.8	41.3	41.0	41.8
301-309	Fabricated metal products - Fabrication des produits métalliques	39.7	40.1	39.4	39.8	39.9	39.5	39.5	38.5	38.7	38.9	39.6	39.3	38.7
308	Machine shops - Ateliers d'usinage	40.2	45.6	43.2	43.0	44.8	45.0	42.7	40.5	38.3	39.7	39.5	38.7	38.2
321-329	Transportation equipment - Matériel de transport	39.9	40.7	40.0	40.5	40.1	40.1	39.7	40.0	40.8	41.5	41.8	40.5	40.4
321	Aircraft & aircraft parts - Aéronefs et pièces d'aéronefs	41.3	41.5	42.1	42.4	42.1	42.5	41.4	40.0	40.8	41.1	41.9	41.5	41.4
323	Motor vehicles - Véhicules automobiles	41.1	43.3	39.6	41.1	40.2	40.0	38.6	38.6	39.2	43.1	44.1	41.7	42.3
331-339	Electrical & electronic products - Produits électriques et électroniques	40.9	40.1	40.2	40.3	41.3	40.8	39.6	38.9	39.3	38.9	38.8	38.1	37.1
335	Communication & other electronic equip. - Equip. de comm. et autre matériel électronique	41.8	40.5	40.0	40.5	42.8	41.0	39.0	37.6	38.8	38.8	37.3	37.6	36.0
391-399	Other manufacturing industries - Autres industries manufacturières	35.8	35.6	35.1	35.2	35.7	36.1	35.9	38.0	36.7	37.4	38.6	36.6	37.3

Annual Estimates of Employment, Earnings and Hours, 1984-1996, Statistics Canada
Estimations annuelles de l'emploi, des gains et de la durée du travail, 1984-1996, Statistique Canada

Table 6

Estimates of Average Weekly Hours, for Employees paid by the Hour, by Industry, Canada, Provinces and Territories.

Tableau 6

Estimations des heures hebdomadaires moyennes, pour les salariés rémunérés à l'heure, par industrie, Canada, provinces et territoires.

SIC	Industry	HOURS - HEURES												
		1984	1985	1986	1987	1988	1989	1990	1991	1992	1993	1994	1995	1996
1980														
CTI	Industrie													
QUÉBEC														
401-449 Construction - Construction		38.1	38.0	37.6	38.3	38.0	38.1	37.8	38.1	37.3	36.7	38.0	36.9	36.9
401-402	Bldg, developing & general contracting - Constructeurs, promoteurs et entrep. généraux	37.0	37.6	37.0	37.2	36.6	35.8	36.4	38.0	36.6	36.4	37.0	36.2	35.8
401	Residential building & development - Promotion et construction de bâtiments résidentiels	35.4	36.0	35.4	35.6	35.0	34.2	34.9	36.9	35.1	34.8	36.1	34.9	34.9
402	Non-residential building & development - Promotion & constr. de bâtiments non résidentiels	39.5	40.1	39.4	39.6	39.0	38.1	38.5	39.5	40.1	39.8	38.7	38.4	37.6
411-412	Industrial & heavy (engineering) construction - Constr. lourde et industrielle (génie)	42.3	40.5	39.8	42.1	42.0	42.4	42.7	41.5	42.8	43.4	43.4	41.5	39.7
412	Highway & heavy constr. - Constr. de routes et constr. lourde	41.0	39.6	38.7	40.9	40.8	41.1	41.4	38.2	42.4	43.4	43.1	40.9	38.9
421-429	Trade contracting - Entrepreneurs spécialisés	37.6	37.7	37.5	38.0	38.0	38.2	37.6	37.5	36.6	35.8	37.5	36.4	36.9
041-449 Goods producing industries - Branches 491-499 productrices de biens		38.6	38.4	38.0	38.6	38.9	38.8	38.4	38.2	38.3	38.3	38.4	38.1	37.6
451-499 Transportation, storage, comm. & other utilities - Transp., entreposage, comm. et autres services publics		37.9	36.9	37.4	37.2	37.8	36.4	36.3	37.3	35.9	35.9	36.5	36.4	36.2
451-479	Transportation & storage - Transport et entreposage	37.7	36.4	37.1	36.4	37.3	35.8	36.0	37.0	35.2	35.2	35.9	36.1	35.9
451-459	Transportation - Transport	37.8	36.4	37.2	36.4	37.3	35.8	36.1	37.0	35.2	35.2	35.8	36.0	35.8
456	Truck transport - Camionnage	35.4	34.4	34.7	36.1	37.4	33.2	33.6	37.6	34.1	35.4	36.1	37.0	35.6
457	Public passenger transit systems - Transport en commun	31.4	27.0	30.4	31.4	29.6	31.8	33.3	31.8	33.1	32.5	32.2	32.8	34.3
481-499	Communication & other utilities - Communications et autres services publics	38.2	38.3	38.0	38.9	38.9	37.7	37.0	37.9	37.4	37.4	37.8	37.1	36.8
481-484	Communication - Communications	33.3	34.4	34.4	34.4	34.1	32.6	32.0	33.5	32.6	33.6	33.5	33.0	35.1
482	Telecommunication carriers - Transmission des télécommunications	35.1	35.4	36.2	36.2	36.3	35.3	34.6	35.6	33.7	35.6	35.5	34.7	37.5
484	Postal & courier service - Services postaux et services de messagers	36.4	39.2	39.0	39.9	39.0	34.3	31.1	34.5	34.7	35.1	33.3	33.5	33.8
491-499	Other Utilities - Autres services publics	40.8	40.5	40.5	41.6	41.7	40.4	40.5	40.7	40.5	39.9	41.2	40.1	38.8
491	Electric power systems - Énergie électrique	42.6	43.4	42.9	44.1	45.5	43.1	41.8	42.5	42.0	42.2	42.6	41.7	40.3
501-692 Trade - Commerce		30.9	30.4	30.1	29.9	30.0	30.3	30.3	29.4	29.2	29.6	29.6	29.7	29.3
501-599	Wholesale Trade - Commerce de gros	39.0	38.4	38.3	38.1	38.1	37.1	36.3	36.4	36.1	36.7	36.1	36.5	35.0
521-524	Food, beverage, drug & tobacco - Produits alimentaires, boissons, médicaments et tabac	42.1	42.6	42.7	37.4	38.9	37.4	36.4	34.9	35.9	35.0	34.2	36.1	34.3
521	Food - Produits alimentaires	45.1	44.6	46.4	39.4	40.5	38.6	38.3	36.0	36.1	34.4	34.0	37.0	34.6
561-563	Metals, hardware, plumbing, heating & building materials - Métaux, quincaillerie, matér. de plomberie, de chauffage et de construction	37.9	37.6	38.7	39.0	35.9	36.0	37.0	37.2	36.1	37.2	36.4	35.7	34.8
563	Lumber & building materials - Bois et matériaux de construction	38.7	35.9	34.8	37.4	34.8	34.6	36.0	36.1	35.3	36.9	36.4	35.1	34.0
571-579	Machinery, equipment & supplies - Machines, matériel et fournitures	40.6	38.6	38.4	39.3	38.6	37.4	36.8	36.3	36.0	37.6	36.4	37.5	35.5
573	Industrial machinery, equipment & supplies - Machines, matériel et fournitures industriels	48.1	46.4	43.3	47.2	47.1	46.1	45.4	38.6	36.5	39.2	36.0	37.9	36.0
574	Electrical & electronic mach. equip. & supplies - Machines, matér., fournit. électric. & électro.	49.3	47.2	51.0	52.5	50.6	46.7	43.5	38.7	36.9	37.3	37.0	37.8	35.4
591-599	Other wholesale products - Autres produits divers, commerce de gros	35.7	35.2	34.4	35.9	36.3	34.3	33.9	36.4	35.1	35.5	35.8	36.2	35.0
601-692	Retail trade - Commerce de détail	29.3	28.8	28.6	28.5	28.5	28.8	28.9	27.8	27.8	27.8	27.8	27.6	27.5

Annual Estimates of Employment, Earnings and Hours, 1984-1996, Statistics Canada
Estimations annuelles de l'Emploi, des gains et de la durée du travail, 1984-1996, Statistique Canada

Table 6

Estimates of Average Weekly Hours, for Employees paid by the Hour, by Industry, Canada, Provinces and Territories.

Tableau 6

Estimations des heures hebdomadaires moyennes, pour les salariés rémunérés à l'heure, par industrie, Canada, provinces et territoires.

SIC 1980 CTI	Industry Industrie	HOURS - HEURES												
		1984	1985	1986	1987	1988	1989	1990	1991	1992	1993	1994	1995	1996
QUÉBEC														
601-603	Food, beverage and drug - Aliments, boissons et médicaments	28.3	28.4	27.4	27.5	26.8	26.9	27.9	27.2	26.7	27.1	26.1	26.3	26.5
601	Food stores - Magasins d'alimentation	28.0	27.9	27.0	26.9	26.2	26.2	27.5	26.8	26.2	26.7	25.5	25.7	26.1
603	Prescription drugs & patent medicine stores - Mag. de médicaments sur ordonnance & brevétés	31.2	30.9	28.2	29.1	28.5	28.3	28.1	27.7	27.1	27.6	27.3	27.5	27.1
611-615	Shoe, apparel, fabric & yarn - Chaussures, vêtements, tissus et filés	28.8	27.8	28.9	26.6	26.2	25.3	24.6	23.5	24.2	23.5	24.2	24.2	24.7
611	Shoe stores - Magasins de chaussures	28.3	27.9	28.7	28.7	29.1	26.5	25.4	22.0	23.5	21.7	22.3	22.4	23.4
613	Women's clothing stores - Magasins de vêtements pour dames	31.4	29.5	31.3	28.0	27.5	27.4	26.0	24.9	23.3	22.6	24.0	23.9	24.7
614	Clothing stores n.e.c. - Magasins de vêtements n.c.a.	27.1	25.9	25.7	23.7	23.0	23.1	23.7	22.7	24.2	23.1	23.6	24.5	24.6
621-623	Household furniture, appliances & furnishings - Meubles, appareils et accessoires de maison	29.7	29.2	27.8	30.6	29.8	30.3	30.5	30.1	29.5	29.9	30.5	29.9	30.2
621	Household furniture stores - Magasins de meubles de maison	30.4	29.7	28.4	31.3	30.8	30.8	31.7	31.8	30.7	32.5	30.9	31.1	31.4
622	Appliance, TV, radio & stereo stores - Magasins ménagers, tv, radio & appar. stéréo	29.7	29.1	28.0	30.1	29.1	30.2	29.8	27.5	25.6	28.8	31.1	29.7	30.1
623	Household furnishings stores - Magasins d'accessoires d'ameublement	29.1	28.7	26.9	30.5	29.7	30.0	30.2	31.4	31.9	29.6	28.7	28.3	28.0
631-639	Auto vehicles, parts & access., sales & serv. Véhicules autos, pièces & access., vente & serv.	33.5	32.3	32.4	33.0	34.5	36.0	35.1	33.7	33.3	33.0	33.9	34.8	32.2
631	Automobile dealers - Concessionnaires d'automobiles	38.8	37.6	33.3	35.4	36.0	38.3	37.8	36.7	37.5	37.4	36.9	38.3	34.0
633	Gasoline service stations - Stations-service	30.4	27.5	29.4	29.9	31.9	31.6	31.5	30.6	30.8	29.4	30.3	30.4	29.3
635	Motor vehicle repair shops - Ateliers de réparation d'automobiles	33.4	33.3	33.5	35.0	35.8	37.4	36.6	36.2	33.5	34.3	34.4	34.6	31.9
641-641	General merchandise stores - Magasins de marchandises diverses	24.4	24.1	25.0	24.3	24.2	24.1	24.1	23.1	23.8	23.8	24.8	24.4	24.8
651-692	Other retail n.e.c. - Autres commerces de détail n.c.a.	29.6	28.8	28.6	27.9	29.0	29.1	28.2	27.6	28.4	27.9	27.8	26.2	26.8
701-761	Finance, insurance & real estate - Finances, assur. & affaires immobilières	30.2	29.4	29.5	29.5	30.1	29.0	30.9	27.3	26.9	26.5	27.0	27.4	28.6
701-749	Finance & insurance - Intermédiaires financiers et assurances	29.8	28.9	27.7	29.1	28.9	28.2	30.7	28.1	26.5	25.2	26.7	27.3	28.5
701-709	Deposit accepting intermediaries - Intermédiaires financiers de dépôts	23.4	23.8	24.5	24.0	25.0	25.0	26.0	25.8	24.3	23.3	25.9	25.7	27.5
701-702	Banks - Banques	21.1	21.5	22.0	21.6	22.5	22.5	23.2	23.0	22.0	22.0	23.0	22.4	23.7
705	Credit unions - Caisses d'épargne et de crédit	23.8	24.3	24.9	24.4	25.5	25.5	26.5	26.3	25.0	23.4	26.7	26.5	28.7
731-733	Insurance - Assurances	36.3	35.3	34.4	33.9	32.2	29.0	32.1	30.5	28.0	28.0	27.9	30.8	31.0
751-759	Real estate operators (exc'l developers) - Services immobiliers (sauf lotisseurs)	30.7	30.7	33.0	30.4	31.0	30.5	30.3	28.5	28.3	29.3	27.7	27.7	28.0
761-761	Insurance & real estate agent - Agences d'assur. et agences immobilières	32.8	29.2	33.6	30.3	35.8	30.7	33.0	22.4	26.2	28.2	27.0	27.5	29.2
771-779	Comm., business & pers. services - Services socio-culturels, comm. et pers.	28.0	27.9	27.4	27.6	28.0	27.5	27.5	27.6	27.2	27.2	27.2	27.1	26.9
771-779	Business services - Services aux entreprises	29.2	31.2	30.2	28.8	29.7	30.5	30.7	30.7	31.0	29.5	30.0	30.9	31.4
775	Arch., eng. & other scientific & tech. serv. - Arch., ingénieurs et autres serv. scient. et tech.	35.8	35.6	33.8	34.5	36.4	39.3	38.9	36.4	35.9	33.5	34.9	34.1	34.2
779	Other business services - Autres services aux entreprises	34.0	34.4	34.5	34.4	32.7	30.7	30.8	29.2	29.8	27.9	28.6	30.0	30.4
851-853	Educational services - Services d'enseignement	33.7	33.3	33.2	33.3	33.6	34.4	34.8	34.9	34.8	34.6	34.6	33.7	32.9
851	Elementary & secondary education - Enseignement élémentaire et secondaire	33.9	33.0	32.9	33.0	33.3	33.7	33.6	33.5	33.6	33.7	33.8	33.2	32.6

Annual Estimates of Employment, Earnings and Hours, 1984-1996, Statistics Canada
Estimations annuelles de l'Emploi, des gains et de la durée du travail, 1984-1996, Statistique Canada

Table 6
Estimates of Average Weekly Hours, for Employees paid by the Hour, by
Industry, Canada, Provinces and Territories.

Tableau 6
Estimations des heures hebdomadaires moyennes, pour les salariés rémunérés à
l'heure, par industrie, Canada, provinces et territoires.

SIC	Industry	HOURS - HEURES												
		1984	1985	1986	1987	1988	1989	1990	1991	1992	1993	1994	1995	1996
1980														
CTI	Industrie													
QUÉBEC														
852	Post-second. non-university education - Enseignement postsecondaire non univers.	33.9	33.5	33.7	33.9	34.5	34.3	34.3	34.4	34.6	34.9	34.5	34.9	34.0
853	University education - Enseignement universitaire	33.3	33.7	33.4	33.4	33.6	35.7	37.4	38.0	37.0	36.1	36.2	34.0	33.2
861-869	Health & social services - Services de soins de santé et services sociaux	28.4	27.6	27.7	27.9	27.8	27.5	27.7	27.9	27.6	27.8	27.4	27.4	26.8
861	Hospitals - Hôpitaux	28.6	28.4	28.2	28.1	27.8	27.6	27.9	28.5	28.1	28.2	27.8	27.7	28.0
862	Other institutional health & social services - Autres établ. de soins de santé & serv. sociaux	26.1	24.9	24.8	25.3	25.1	24.1	25.1	26.0	26.7	26.2	26.4	27.1	25.7
911-922	Accommodation, food & beverage services - Hébergement et restauration	26.7	26.6	25.0	25.5	26.2	25.6	25.6	25.4	25.1	24.7	24.7	24.6	24.8
911-914	Accommodation services - Services d'hébergement	31.9	33.0	30.0	30.2	28.3	27.9	27.5	28.3	27.6	27.8	27.3	28.1	27.5
911	Hotels, motels & tourist courts - Hôtels, motels et camps pour touristes	32.4	33.5	30.4	31.5	28.6	28.3	28.2	27.5	27.5	27.1	27.1	27.7	27.3
921-922	Food & beverage services - Services de la restauration	25.5	25.3	23.8	24.5	25.7	25.0	25.2	24.7	24.4	24.0	24.1	23.8	24.3
921	Food services - Services de restauration	25.5	25.3	23.9	24.5	25.7	25.1	25.2	24.5	24.1	24.0	24.2	24.0	24.3
961-999	Miscellaneous services - Services divers	27.3	28.2	28.6	28.0	29.2	28.4	27.7	28.3	27.0	28.6	29.0	28.2	27.8
961-969	Amusement & recreational services - Services de divertissements et de loisirs	25.2	26.6	26.8	25.5	27.2	27.0	26.3	26.8	25.3	27.0	29.0	27.0	27.2
960	Other amusement & recreational services n.e.c - Autres serv. de divertis. et de loisirs n.c.a.	24.1	23.3	26.9	27.1	26.8	27.2	24.8	25.8	27.5	28.4	30.8	28.5	27.6
991-999	Other services - Autres services	30.1	29.9	30.9	31.0	32.3	31.0	28.1	29.7	29.3	29.9	28.9	28.6	27.8
990	Other services n.e.c. - Autres services n.c.a.	32.6	32.2	33.7	33.7	35.2	33.0	29.7	31.7	29.7	30.8	29.4	29.1	28.1
995	Services to buildings & dwellings - Serv. relatifs aux bâtiments et habitations	24.5	24.2	26.0	26.7	28.3	28.3	25.7	27.0	28.0	28.4	27.5	27.2	26.5
451-484	Service producing industries - Branches productrices de services	29.9	29.4	29.0	29.0	29.4	29.0	29.1	28.7	28.4	28.5	28.6	28.6	28.3
501-999	Industrial aggregate - Ensemble des industries	33.0	32.7	32.3	32.5	32.8	32.5	32.2	31.7	31.4	31.5	31.5	31.5	31.1
ONTARIO														
041-051	Logging and forestry - Exploitation forestière et serv. forestiers	40.4	40.1	40.0	40.7	41.0	42.3	40.3	39.4	39.5	39.4	38.6	41.1	42.3
041	Logging - Exploitation forestière	40.5	40.2	40.2	40.8	41.3	42.5	40.3	39.5	39.7	40.7	39.1	42.3	43.3
061-092	Mining (incl. milling), quarrying and oil wells - Mines (y compris broyage), carrières et puits de pétrole	38.7	39.0	39.9	40.5	41.1	39.7	40.2	40.0	40.6	40.0	40.3	42.1	41.4
061-063	Mining - Mines	38.1	38.3	39.0	38.7	38.9	38.9	39.4	38.9	40.6	40.2	40.2	42.8	41.7
061	Metal mines - Mines de métaux	38.1	38.2	39.1	38.8	38.9	38.9	39.4	39.1	41.0	40.1	39.9	42.5	41.5
081-082	Quarries and sand pits - Carrières et sablières	40.5	42.7	42.2	40.5	40.3	40.6	40.9	43.1	41.9	41.7	42.8	42.8	41.9
091-092	Services incidental to mineral extraction - Industrie des services miniers	46.7	43.9	47.0	48.2	46.7	42.9	44.1	42.2	38.8	36.9	37.9	38.5	39.8
091	Services incid. to crude petroleum & nat. gas - Services relat. au pétrole brut et au gas nat.	46.2	45.0	45.8	48.2	48.0	40.9	43.0	39.5	36.6	40.1	35.9	38.3	41.2
092	Services incidental to mining - Services relatifs à l'extraction minière	47.0	43.6	47.2	48.2	46.3	43.6	44.5	43.4	39.9	35.3	38.5	38.5	39.6
101-399	Manufacturing - Industries manufacturières	39.3	39.8	39.6	39.7	39.8	39.4	39.0	38.7	39.2	39.7	40.1	39.6	39.2

Annual Estimates of Employment, Earnings and Hours, 1984-1996, Statistics Canada
 Estimations annuelles de l'Emploi, des gains et de la durée du travail, 1984-1996, Statistique Canada

Table 6

Estimates of Average Weekly Hours, for Employees paid by the Hour, by Industry, Canada, Provinces and Territories.

Tableau 6

Estimations des heures hebdomadaires moyennes, pour les salariés rémunérés à l'heure, par industrie, Canada, provinces et territoires.

SIC 1980 CTI	Industry Industrie	HOURS - HEURES												
		1984	1985	1986	1987	1988	1989	1990	1991	1992	1993	1994	1995	1996
ONTARIO														
	Non-durable goods - Biens non durables	37.6	38.5	38.3	38.2	38.3	38.0	37.9	38.1	38.0	37.9	38.3	37.8	37.5
	Durable goods - Biens durables	40.3	40.6	40.3	40.5	40.6	40.1	39.6	39.0	39.9	40.7	41.2	40.6	40.2
101-109	Food - Aliments	36.9	37.1	37.5	37.3	37.7	37.2	37.9	38.4	38.9	37.8	38.1	37.6	36.9
101	Meat and poultry products - Viande & volaille	38.6	38.8	38.8	38.5	39.2	37.7	37.3	40.0	41.7	37.3	39.7	39.0	36.2
107	Bakery products - Produits de boulangerie-pâtisserie	33.0	33.1	33.9	32.6	33.6	34.3	35.9	35.6	35.0	35.5	35.8	35.7	35.4
161-169	Plastic products - Produits en matière plastique	34.6	35.6	35.6	35.0	35.1	35.2	36.5	38.5	39.1	39.3	40.0	39.6	38.5
243-249	Clothing - Habillement	33.5	36.1	34.6	34.6	35.0	34.8	34.5	35.7	36.5	36.9	37.0	37.5	36.4
251-259	Wood - Bois	40.3	40.7	40.3	40.4	40.2	40.5	38.5	37.8	39.1	39.5	39.2	37.7	38.4
261-269	Furniture & fixtures - Meubles et articles d'ameublement	39.2	39.7	39.5	40.1	38.6	39.3	38.3	38.5	40.3	39.6	40.2	40.4	39.1
271-279	Paper & allied products - Papier et produits connexes	38.0	38.4	38.4	38.5	38.7	38.6	38.7	39.6	40.5	41.0	41.0	40.8	40.9
271	Pulp & paper - Pâtes et papiers	39.2	39.4	39.5	39.4	39.7	39.9	39.9	40.1	41.2	42.0	42.4	42.8	43.1
273	Paper boxes & bags - Boîtes en carton et sacs en papier	34.9	36.2	36.2	37.6	37.1	36.7	36.8	39.3	39.8	41.5	40.8	39.9	40.0
281-284	Printing, publishing & allied ind. - Imprimerie, édition et industries connexes	36.2	37.0	37.0	37.0	36.2	37.2	35.1	34.3	33.1	33.7	34.5	33.2	34.3
281	Commercial printing - Impression commerciale	39.2	40.7	41.8	41.1	40.9	41.2	38.2	37.2	36.3	37.0	36.3	35.3	35.7
282	Platemaking, typesetting & bindery - Clichage, composition et reliure	40.3	39.1	37.1	35.4	34.2	33.7	34.5	35.7	34.4	37.1	39.3	36.1	36.0
284	Combined publishing & printing - Impression et édition combinées	32.7	32.0	32.3	32.5	30.3	30.8	29.9	29.4	27.7	24.9	27.5	27.6	28.4
291-299	Primary metals - Première transformation des métaux	40.6	40.6	40.7	41.4	41.5	40.8	40.4	39.6	40.9	41.5	42.4	42.4	41.8
291	Primary steel - Sidérurgie	39.7	40.1	40.0	40.6	41.3	40.9	40.0	39.3	40.0	40.9	41.5	41.8	41.4
301-309	Fabricated metal products - Fabrication des produits métalliques	40.3	40.3	40.3	41.2	40.3	40.4	39.5	39.6	39.7	40.5	40.7	40.0	39.6
304	Stamped, pressed & coated metal products	40.4	39.8	40.4	40.8	39.4	40.4	40.3	39.0	39.4	40.1	39.9	40.0	39.5
311-319	Machinery (ex. elect. mach.) - Machinerie (sauf électrique)	40.4	40.3	39.6	40.7	41.2	41.6	40.4	39.3	40.4	41.1	42.7	41.6	39.7
319	Other machinery & equipment - Autres machineries et équipements	40.7	40.7	39.8	40.9	41.4	41.8	40.5	39.4	40.5	41.0	42.8	41.6	39.6
321-329	Transportation equipment - Matériel de transport	41.4	42.1	41.2	40.9	41.6	40.4	40.2	39.1	40.3	41.6	42.2	41.6	41.3
323	Motor vehicles - Véhicules automobiles	41.8	44.0	42.8	41.7	42.4	40.6	40.7	40.2	41.5	42.9	43.1	42.4	42.3
325	Motor vehicle parts & accessories - Pièces et accessoires pour véhicules automobiles	41.0	40.8	40.1	40.3	40.9	40.1	39.8	38.4	39.9	41.3	41.9	41.2	41.0
331-339	Electrical & electronic products - Produits électriques et électroniques	39.1	39.2	39.2	39.2	39.7	39.0	39.0	38.7	39.2	39.6	39.7	38.8	38.7
330	Electrical & electronic products n.e.c. - Produits électriques et électroniques n.c.a.	38.0	38.6	38.6	38.8	39.0	38.7	38.8	39.4	39.2	40.5	42.3	39.9	40.7
335	Communication & other electronic equip. - Equip. de comm. et autre matériel électronique	41.8	41.5	41.2	41.2	41.6	39.5	40.0	38.9	39.5	38.1	38.0	37.6	36.5
337	Electrical industrial equipment - Matériel électrique d'usage industriel	38.4	38.6	38.4	37.8	39.6	39.8	39.7	38.8	39.3	40.6	40.9	41.4	39.8
371-379	Chemical & chemical products - Produits chimiques	41.6	42.3	42.1	41.9	42.1	41.9	41.2	40.3	38.8	39.0	39.0	38.1	38.0
374	Pharmaceuticals & medicine - Produits pharmaceutiques et médicaments	38.9	39.0	38.4	38.6	38.9	38.9	39.4	36.9	36.8	37.7	37.4	36.9	37.1
379	Other chemical products - Autres produits chimiques	40.2	41.7	41.5	41.1	41.9	42.2	41.5	41.2	39.3	40.4	40.3	38.1	38.6
391-399	Other manufacturing industries - Autres industries manufacturières	38.3	38.5	37.7	37.1	38.0	37.1	37.3	37.9	38.4	38.7	39.0	39.1	38.8
401-449	Construction - Construction	37.9	38.4	38.6	38.9	39.4	38.5	38.7	37.3	37.3	37.5	37.8	38.0	37.7

Annual Estimates of Employment, Earnings and Hours, 1984-1996, Statistics Canada
Estimations annuelles de l'emploi, des gains et de la durée du travail, 1984-1996, Statistique Canada

Table 6
Estimates of Average Weekly Hours, for Employees paid by the Hour, by
Industry, Canada, Provinces and Territories.

Tableau 6
Estimations des heures hebdomadaires moyennes, pour les salariés rémunérés à
l'heure, par industrie, Canada, provinces et territoires.

SIC 1980 CTI	Industry Industrie	HOURS - HEURES												
		1984	1985	1986	1987	1988	1989	1990	1991	1992	1993	1994	1995	1996
ONTARIO														
401-402	Bldg, developing & general contracting - Constructeurs, promoteurs et entrep. généraux	37.0	37.3	38.1	38.9	39.3	37.7	38.8	37.6	36.5	35.4	36.7	36.6	36.8
401	Residential building & development - Promotion et construction de bâtiments résidentiels	37.0	37.3	38.1	38.9	39.3	37.7	38.7	37.0	35.8	35.6	35.9	35.7	35.7
402	Non-residential building & development - Promotion & constr. de bâtiments non résidentiels	37.0	37.4	38.2	39.0	39.4	37.8	39.2	38.7	37.8	35.1	38.8	39.1	39.5
411-412	Industrial & heavy (engineering) construction - Constr. lourde et industrielle (génie)	42.0	42.4	43.6	43.2	44.0	43.4	43.2	39.7	42.0	41.9	42.9	43.3	40.8
412	Highway & heavy constr. - Constr. de routes et constr. lourde	41.8	42.4	43.5	43.1	43.9	43.3	43.1	39.5	42.1	42.1	43.7	43.5	40.8
421-429	Trade contracting - Entrepreneurs spécialisés	37.4	38.0	38.0	38.2	38.7	38.0	37.9	36.9	36.6	37.0	37.1	37.6	37.5
041-449	Goods producing industries - Branches													
491-499	productrices de biens	39.1	39.6	39.5	39.6	39.8	39.3	39.1	38.6	39.0	39.4	39.8	39.5	39.1
451-499	Transportation, storage, comm. & other													
	utilities - Transp., entreposage, comm.													
	et autres services publics	39.1	39.0	38.5	38.3	39.3	39.0	37.3	38.1	37.9	37.2	36.9	37.8	37.6
451-479	Transportation & storage - Transport et entreposage	40.6	40.5	40.1	39.5	40.6	40.2	37.1	37.6	37.3	36.4	36.2	37.9	37.9
451-459	Transportation - Transport	40.8	40.6	40.2	39.6	40.8	40.4	37.1	37.6	37.3	36.4	36.2	38.0	38.0
456	Truck transport - Camionnage	39.7	39.9	39.0	38.4	40.0	39.3	37.5	37.1	37.0	35.0	36.6	38.6	37.5
457	Public passenger transit systems - Transport en commun	48.7	49.1	48.2	46.4	46.5	44.9	36.6	37.4	36.6	35.6	35.5	36.4	37.5
458-459	Transportation n.e.c. - Transport n.c.a.	36.3	35.3	34.9	35.1	35.9	36.6	35.1	37.1	37.2	36.9	35.5	36.4	35.8
481-499	Communication & other utilities - Communications et autres services publics	35.6	35.9	35.2	36.3	37.0	36.9	37.7	39.1	38.9	38.7	38.1	37.6	37.1
481-484	Communication - Communications	24.3	25.4	24.3	25.7	27.2	29.0	29.1	33.7	33.5	33.8	33.3	32.9	33.3
484	Postal & courier service - Services postaux et services de messagers	23.5	24.2	23.6	25.0	26.1	25.7	27.4	32.2	31.9	33.0	32.9	32.8	32.8
491-499	Other Utilities - Autres services publics	41.5	42.0	42.5	42.6	42.4	42.1	42.6	41.8	41.5	41.2	40.6	41.0	40.4
491	Electric power systems - Énergie électrique	42.2	42.3	42.5	42.8	42.8	43.2	43.3	42.6	42.4	41.5	41.7	42.4	41.7
499	Other utilities n.e.c. - Autres services publics n.c.a.	39.7	42.3	44.2	44.1	43.7	40.7	42.2	40.9	39.7	41.1	39.0	39.7	39.3
501-692	Trade - Commerce	28.1	28.5	28.5	28.1	27.6	27.4	26.9	26.6	26.0	26.5	27.1	26.6	27.5
501-599	Wholesale Trade - Commerce de gros	35.0	36.0	36.8	36.4	35.2	35.7	34.5	34.4	34.7	35.0	35.5	35.2	37.9
521-524	Food, beverage, drug & tobacco - Produits alimentaires, boissons, médicaments et tabac	28.7	30.2	30.3	30.4	29.9	30.2	30.4	31.7	31.2	34.5	36.0	34.2	35.1
551-552	Motor vehicles, parts & accessories - Véhicules auto., pièces et accessoires	41.2	40.7	41.1	39.0	38.4	38.9	39.5	39.2	41.2	38.6	38.0	38.1	39.3
561-563	Metals, hardware, plumbing, heating & building materials - Métaux, quincaillerie, matér. de plomberie, de chauffage et de construction	35.9	37.6	36.9	35.7	35.5	36.4	35.8	34.9	34.3	34.2	33.6	34.3	36.2
591-599	Other wholesale products - Autres produits divers, commerce de gros	32.5	35.7	39.2	36.6	35.8	34.7	35.3	34.6	36.2	36.2	36.0	35.4	38.6
601-692	Retail trade - Commerce de détail	26.3	26.8	26.5	26.1	25.9	25.3	25.1	24.9	23.9	24.5	25.1	24.4	24.3
601-603	Food, beverage and drug - Aliments, boissons et médicaments	23.9	24.8	24.5	24.0	24.3	23.3	23.5	24.5	22.5	22.8	23.5	22.9	23.0
601	Food stores - Magasins d'alimentation	24.0	25.2	25.1	24.4	24.8	23.8	23.8	24.8	22.0	22.2	22.6	22.0	21.8
603	Prescription drugs & patent medicine stores - Mag. de médicaments sur ordonnance & brevetés	22.4	23.0	21.5	22.1	22.4	21.6	22.4	23.8	24.6	24.8	26.8	26.1	26.1
611-615	Shoe, apparel, fabric & yarn - Chaussures, vêtements, tissus et filés	23.0	25.2	24.8	24.3	23.9	23.0	22.2	23.0	21.9	22.2	22.1	21.6	20.7

Annual Estimates of Employment, Earnings and Hours, 1984-1996, Statistics Canada
Estimations annuelles de l'Emploi, des gains et de la durée du travail, 1984-1996, Statistique Canada

Table 6

Estimates of Average Weekly Hours, for Employees paid by the Hour, by Industry, Canada, Provinces and Territories.

Tableau 6

Estimations des heures hebdomadaires moyennes, pour les salariés rémunérés à l'heure, par industrie, Canada, provinces et territoires.

SIC	Industry	HOURS - HEURES												
		1984	1985	1986	1987	1988	1989	1990	1991	1992	1993	1994	1995	1996
1980														
CTI	Industrie													
ONTARIO														
613	Women's clothing stores - Magasins de vêtements pour dames	24.4	26.5	25.4	24.9	24.7	23.2	23.2	22.9	21.0	20.7	20.0	20.5	19.7
614	Clothing stores n.e.c. - Magasins de vêtements n.c.a.	21.3	23.0	22.1	22.5	21.7	21.3	20.2	22.8	23.0	24.0	23.6	22.5	20.5
631-639	Auto vehicles, parts & access., sales & serv. Véhicules autos, pièces & access., vente & serv.	31.6	31.5	29.9	31.3	31.9	31.8	31.7	32.1	31.5	31.6	32.3	31.1	30.5
631	Automobile dealers - Concessionnaires d'automobiles	35.5	34.2	33.7	34.3	34.5	34.1	36.7	37.8	36.0	35.9	36.7	31.7	34.7
633	Gasoline service stations - Stations-service	31.0	29.1	27.0	29.6	30.8	31.4	30.0	29.5	27.6	27.4	29.3	30.1	25.8
634	Automotive parts & accessories stores - Mag. de pièces et accessoires pour automobiles	30.1	31.5	30.2	29.4	29.0	27.8	27.6	25.9	26.3	26.1	27.6	27.5	26.2
635	Motor vehicle repair shops - Ateliers de réparation d'automobiles	30.0	32.6	29.9	33.9	36.0	35.8	35.9	37.5	36.5	37.4	35.0	34.1	32.2
641-641	General merchandise stores - Magasins de marchandises diverses	23.3	24.2	23.4	23.2	23.0	21.8	21.7	20.4	20.4	21.8	22.1	21.5	21.4
651-692	Other retail n.e.c. - Autres commerces de détail n.c.a.	26.7	26.7	27.6	26.4	25.3	25.2	25.2	24.5	23.0	24.7	24.7	24.5	24.5
701-761	Finance, insurance & real estate - Finances, assur. & affaires immobilières	24.4	24.8	24.9	25.5	25.1	25.8	25.7	23.9	24.1	24.8	25.4	25.7	26.0
701-749	Finance & insurance - Intermédiaires financiers et assurances	22.0	19.3	21.1	21.9	22.2	24.2	23.2	22.2	23.1	23.4	24.1	24.2	26.4
701-709	Deposit accepting intermediaries - Intermédiaires financiers de dépôts	22.7	19.6	21.3	22.0	21.7	24.3	22.7	21.5	21.7	21.5	22.8	23.7	24.6
701-702	Banks - Banques	21.0	18.2	19.7	20.4	20.1	22.5	21.1	20.6	20.2	20.7	22.0	23.0	24.2
703	Trust Companies - Sociétés de fiducie	24.6	21.3	23.1	23.9	23.6	26.4	24.7	22.9	22.5	22.0	23.7	24.2	25.5
751-759	Real estate operators (exc'l developers) - Services immobiliers (sauf lotisseurs)	28.0	29.4	27.9	28.3	28.9	29.1	28.7	26.4	27.4	27.5	28.4	28.7	24.8
761-761	Insurance & real estate agent - Agences d'assur. et agences immobilières	20.3	21.6	24.4	26.2	22.7	20.8	25.9	25.9	21.3	24.7	25.7	27.3	25.9
771-779	Comm., business & pers. services - Services	26.2	26.3	26.0	26.1	26.3	25.7	25.7	25.9	25.7	25.8	25.9	26.2	26.2
851-999	socio-culturels, comm. et pers.													
771-779	Business services - Services aux entreprises	26.4	26.1	25.9	26.5	26.4	26.6	27.1	27.5	28.1	29.6	29.4	29.4	30.6
771	Employment agencies & personnel suppliers - Bureaux de placement et location de pers.	20.9	20.8	19.9	19.9	20.1	18.9	20.7	22.4	25.4	25.3	27.8	28.4	28.9
779	Other business services - Autres services aux entreprises	23.1	23.1	22.5	23.4	23.5	24.0	27.0	28.9	30.4	30.9	29.7	30.9	30.9
851-853	Educational services - Services d'enseignement	34.3	34.2	33.8	34.5	34.7	34.7	34.7	34.8	34.8	34.6	34.6	34.5	33.7
851	Elementary & secondary education - Enseignement élémentaire et secondaire	33.8	33.9	33.9	33.9	34.3	34.3	34.3	34.7	34.8	34.6	34.5	34.5	33.7
852	Post-second. non-university education - Enseignement postsecondaire non univers.	34.6	34.3	33.4	34.5	34.6	34.7	34.7	34.0	33.5	33.3	33.6	33.5	33.1
853	University education - Enseignement universitaire	35.0	34.7	33.8	35.2	35.3	35.3	35.3	35.4	35.3	35.1	35.1	35.1	33.9
861-869	Health & social services - Services de soins de santé et services sociaux	28.9	29.0	28.9	28.8	28.9	28.6	28.3	28.7	28.5	28.2	28.3	28.1	27.8
861	Hospitals - Hôpitaux	30.9	30.9	31.4	31.8	31.7	31.3	31.8	32.3	31.9	31.7	31.9	32.4	31.9
862	Other institutional health & social services - Autres établ. de soins de santé & serv. sociaux	27.2	27.6	26.9	26.7	26.7	26.6	25.9	25.8	26.4	26.3	25.4	24.7	25.0
865	Private practice of physicians, surgeons & dentist - Cabinets privés de médecins chirurgiens, dentistes	21.8	22.6	22.8	24.8	25.8	25.5	26.0	24.8	23.0	23.9	24.6	25.3	24.8
869	Health & social service assn's & agencies - Assoc. & org. de santé et de services sociaux	22.6	22.4	21.1	19.5	18.8	19.9	18.8	17.8	18.4	16.8	17.4	18.7	21.2
911-922	Accommodation, food & beverage services - Hébergement et restauration	23.7	23.8	23.3	23.4	23.7	22.3	22.8	22.5	22.4	22.4	22.9	23.8	23.0

Annual Estimates of Employment, Earnings and Hours, 1984-1996, Statistics Canada
Estimations annuelles de l'Emploi, des gains et de la durée du travail, 1984-1996, Statistique Canada

Table 6
Estimates of Average Weekly Hours, for Employees paid by the Hour, by
Industry, Canada, Provinces and Territories.

Tableau 6
Estimations des heures hebdomadaires moyennes, pour les salariés rémunérés à
l'heure, par industrie, Canada, provinces et territoires.

SIC	Industry	HOURS - HEURES												
		1984	1985	1986	1987	1988	1989	1990	1991	1992	1993	1994	1995	1996
1980														
CTI	Industrie													
ONTARIO														
911-914	Accommodation services - Services d'hébergement	28.4	27.5	26.5	27.5	27.7	27.1	27.2	26.4	26.4	26.1	27.7	28.7	26.6
911	Hotels, motels & tourist courts - Hôtels, motels et camps pour touristes	28.3	27.3	26.5	27.3	27.2	26.6	26.9	26.3	26.7	27.0	27.7	28.5	26.7
921-922	Food & beverage services - Services de la restauration	22.4	22.8	22.5	22.4	22.6	21.1	21.7	21.5	21.4	21.5	21.8	22.8	22.1
921	Food services - Services de restauration	22.3	22.7	22.4	22.3	22.5	21.0	21.7	21.4	21.2	21.4	21.8	22.8	22.1
961-999	Miscellaneous services - Services divers	26.1	26.7	26.3	26.5	27.0	26.2	25.5	25.6	24.2	24.5	24.1	23.3	24.8
961-969	Amusement & recreational services - Services de divertissements et de loisirs	26.0	25.3	26.0	25.3	26.9	24.4	24.0	24.0	22.0	22.0	22.4	22.4	23.4
991-999	Other services - Autres services	30.0	30.9	30.3	29.9	29.4	29.9	28.3	28.0	27.4	27.1	25.7	24.4	25.9
990	Other services n.e.c. - Autres services n.c.a.	31.1	34.9	33.8	32.7	34.4	36.0	31.1	29.2	27.8	26.4	25.6	24.3	26.1
451-484	Service producing industries - Branches productrices de services	27.8	28.0	27.7	27.5	27.5	27.1	26.8	26.8	26.5	26.6	26.9	26.9	27.3
041-999	Industrial aggregate - Ensemble des industries	32.2	32.6	32.3	32.2	32.3	31.8	31.1	30.8	30.5	30.7	31.1	30.9	31.1
MANITOBA														
061-092	Mining (incl. milling), quarrying and oil wells - Mines (y compris broyage), carrières et puits de pétrole	40.2	40.3	41.7	40.9	40.9	41.3	40.5	40.0	40.4	40.9	40.9	41.7	38.3
101-399	Manufacturing - Industries manufacturières	36.8	37.1	37.2	37.9	37.7	37.7	37.3	36.7	37.2	37.3	37.3	36.9	38.2
	Non-durable goods - Biens non durables	36.7	37.1	36.7	37.2	36.6	36.5	36.3	35.9	36.1	36.7	36.5	36.1	36.1
	Durable goods - Biens durables	37.0	37.0	37.8	38.6	38.9	39.0	38.3	37.5	38.3	37.8	37.9	37.6	39.6
101-109	Food - Aliments	37.0	37.7	37.0	37.9	36.5	35.9	35.8	35.0	36.0	36.5	36.6	37.1	36.0
101	Meat and poultry products - Viande & volaille	36.6	38.4	36.7	38.4	35.5	33.6	34.3	32.3	34.3	36.1	36.4	37.3	36.7
243-249	Clothing - Habillement	36.6	37.6	36.9	38.0	37.2	37.7	37.1	36.1	37.7	38.3	38.1	37.7	34.4
251-259	Wood - Bois	35.3	36.3	37.4	37.7	37.3	36.9	37.1	37.0	36.5	37.7	38.0	39.0	37.8
254	Sash, doors & other millwork - Portes, châssis et autres bois travaillés	35.5	36.8	37.8	38.0	37.4	36.6	37.0	36.8	36.4	37.9	38.6	39.0	38.0
281-284	Printing, publishing & allied ind.- Imprimerie, édition et industries connexes	35.3	35.3	34.5	34.0	33.4	33.2	33.9	35.1	33.8	34.5	34.4	33.0	33.8
281	Commercial printing - Impression commerciale	36.1	36.9	36.1	33.4	33.2	32.3	35.3	36.3	34.3	36.7	36.5	34.2	35.8
321-329	Transportation equipment - Matériel de transport	37.8	37.8	38.6	38.2	38.9	39.3	38.1	36.8	37.6	34.7	35.2	35.2	39.4
321	Aircraft & aircraft parts - Aéronefs et pièces d'aéronefs	38.0	38.4	38.5	38.6	39.8	39.6	37.9	35.9	38.9	38.5	39.3	39.4	40.4
401-449	Construction - Construction	37.1	37.4	38.7	39.0	39.6	39.9	39.3	36.9	37.7	37.8	41.7	41.0	40.1
401-402	Bldg, developing & general contracting - Constructeurs, promoteurs et entrep. généraux	36.8	36.2	35.9	36.3	36.2	37.1	35.9	36.3	37.2	35.0	39.2	39.6	39.1
411-412	Industrial & heavy (engineering) construction - Constr. lourde et industrielle (génie)	40.9	42.2	47.0	46.6	46.8	47.5	49.7	44.0	44.8	45.8	48.1	45.4	47.0
421-429	Trade contracting - Entrepreneurs spécialisés	36.4	36.5	37.1	37.3	38.3	38.1	37.6	35.7	36.2	36.9	40.9	40.4	38.9
041-449	Goods producing industries - Branches productrices de biens	37.1	37.4	37.8	38.3	38.2	38.4	37.9	37.3	37.8	37.9	38.6	38.1	38.7
451-499	Transportation, storage, comm. & other utilities - Transp., entreposage, comm. et autres services publics	39.3	39.9	40.1	40.0	40.6	42.6	43.3	43.4	42.3	38.0	38.3	38.4	38.5

Annual Estimates of Employment, Earnings and Hours, 1984-1996, Statistics Canada
 Estimations annuelles de l'Emploi, des gains et de la durée du travail, 1984-1996, Statistique Canada

Table 6

Estimates of Average Weekly Hours, for Employees paid by the Hour, by Industry, Canada, Provinces and Territories.

Tableau 6

Estimations des heures hebdomadaires moyennes, pour les salariés rémunérés à l'heure, par industrie, Canada, provinces et territoires.

SIC 1980 CTI	Industry Industrie	HOURS - HEURES												
		1984	1985	1986	1987	1988	1989	1990	1991	1992	1993	1994	1995	1996
MANITOBA														
451-479	Transportation & storage - Transport et entreposage	38.7	39.2	39.4	38.5	39.0	39.3	38.9	37.8	38.3	37.9	38.5	38.3	38.4
451-459	Transportation - Transport	39.0	39.6	39.6	38.7	39.2	39.4	39.0	37.9	38.3	37.9	38.5	38.3	38.5
453	Railway transport & related services - Transport et services ferroviaires	39.6	40.3	40.6	39.7	41.3	40.2	40.2	39.5	39.9	39.4	41.4	..	41.8
481-499	Communication & other utilities - Communications et autres services publics	41.6	41.9	42.5	43.4	44.3	51.2	54.1	55.6	50.4	38.0	38.1	38.5	38.7
481-484	Communication - Communications	43.3	43.8	45.1	46.1	47.5	57.8	62.5	61.9	53.9	34.8	35.2	34.7	34.3
482	Telecommunication carriers - Transmission des télécommunications	44.4	45.7	46.9	48.1	49.4	60.7	65.9	66.9	58.7	35.5	36.3	36.2	35.8
491-499	Other Utilities - Autres services publics	38.7	38.7	38.2	38.7	38.9	39.3	39.1	44.0	43.6	43.6	43.2	43.5	43.7
491	Electric power systems - Énergie électrique	39.0	38.8	38.2	38.9	39.2	39.6	40.2	45.3	44.8	45.4	45.9	46.2	46.5
501-692	Trade - Commerce	26.7	27.2	27.2	27.2	26.4	26.8	27.1	25.9	25.4	26.1	27.8	27.1	27.1
501-599	Wholesale Trade - Commerce de gros	32.8	32.7	34.4	34.2	32.7	34.3	35.2	33.7	30.8	34.0	34.3	33.7	34.3
601-692	Retail trade - Commerce de détail	24.9	25.6	25.1	25.2	24.9	25.0	25.0	24.0	24.1	24.3	26.1	25.3	25.5
601-603	Food, beverage and drug - Aliments, boissons et médicaments	24.0	24.5	24.2	23.7	22.1	22.3	23.3	23.3	23.6	22.8	25.1	24.5	24.7
601	Food stores - Magasins d'alimentation	23.7	24.5	24.4	23.5	22.8	22.8	23.8	23.3	23.6	22.7	24.8	24.2	24.2
611-615	Shoe, apparel, fabric & yarn - Chaussures, vêtements, tissus et filés	24.7	25.4	24.5	22.4	21.7	22.1	21.7	20.1	19.7	20.2	21.4	21.6	20.3
631-639	Auto vehicles, parts & access., sales & serv. - Véhicules autos, pièces & access., vente & serv.	28.3	28.7	28.4	28.6	29.1	31.4	31.6	30.0	30.4	30.7	31.5	29.0	29.7
641-641	General merchandise stores - Magasins de marchandises diverses	22.6	23.3	23.1	22.8	23.0	22.1	22.0	21.1	21.7	22.4	23.9	24.2	23.9
651-692	Other retail n.e.c. - Autres commerces de détail n.c.a.	27.9	28.7	28.2	29.9	30.3	27.3	25.9	25.1	24.4	23.7	26.8	25.9	26.5
701-761	Finance, insurance & real estate - Finances, assur. & affaires immobilières	24.7	23.3	23.2	22.2	22.8	23.9	23.7	24.2	23.4	23.3	22.3	20.7	23.7
701-749	Finance & insurance - Intermédiaires financiers et assurances	21.8	20.9	20.4	19.1	20.9	22.5	22.5	23.4	22.2	22.1	21.9	20.6	22.9
701-709	Deposit accepting intermediaries - Intermédiaires financiers de dépôts	21.1	19.2	20.2	19.1	20.1	21.3	20.8	20.8	20.0	19.3	19.9	18.6	20.0
701-702	Banks - Banques	17.2	15.7	16.5	15.5	16.4	17.4	17.0	18.0	18.2	18.3	17.1	15.6	16.4
731-733	Insurance - Assurances	19.7	18.9	18.4	17.4	20.4	20.9	20.7	20.2	22.3	24.7	25.8	25.9	28.0
751-759	Real estate operators (exc'l developers) - Services immobiliers (sauf lotisseurs)	23.0	22.1	22.8	21.6	22.1	24.3	25.5	25.0	25.1	25.5	22.1	20.4	24.5
771-779	Comm., business & pers. services - Services socio-culturels, comm. et pers.	25.9	26.6	26.6	26.6	26.4	26.5	26.5	26.1	26.0	25.9	26.5	25.9	26.0
771-779	Business services - Services aux entreprises	32.4	30.6	30.9	29.4	29.1	28.1	27.9	28.4	28.8	27.6	28.1	28.2	30.1
851-853	Educational services - Services d'enseignement	33.7	32.7	33.7	34.9	35.0	34.7	34.9	33.9	34.4	35.9	33.9	34.0	33.2
851	Elementary & secondary education - Enseignement élémentaire et secondaire	34.1	33.9	34.1	34.4	35.0	34.5	35.0	35.1	35.2	35.9	35.8	35.8	33.7
853	University education - Enseignement universitaire	32.9	30.9	32.3	34.7	34.8	34.8	34.2	30.8	32.0	35.4	28.9	28.6	30.6
861-869	Health & social services - Services de soins de santé et services sociaux	27.4	29.1	28.6	27.8	28.0	28.3	28.5	28.5	28.6	28.6	28.8	28.3	28.4
861	Hospitals - Hôpitaux	32.0	31.3	31.3	32.5	32.8	31.8	32.3	30.7	30.2	30.2	30.7	31.3	30.7
862	Other institutional health & social services - Autres établ. de soins de santé & serv. sociaux	28.7	27.8	27.1	28.3	27.0	26.8	27.8	27.4	27.9	27.2	26.9	27.3	28.4
911-922	Accommodation, food & beverage services - Hébergement et restauration	22.1	22.3	22.7	22.9	22.1	21.8	21.5	21.8	21.9	21.5	22.5	22.2	22.7

Annual Estimates of Employment, Earnings and Hours, 1984-1996, Statistics Canada
Estimations annuelles de l'Emploi, des gains et de la durée du travail, 1984-1996, Statistique Canada

Table 6

Estimates of Average Weekly Hours, for Employees paid by the Hour, by Industry, Canada, Provinces and Territories.

Tableau 6

Estimations des heures hebdomadaires moyennes, pour les salariés rémunérés à l'heure, par industrie, Canada, provinces et territoires.

SIC 1980 CTI	Industry Industrie	HOURS - HEURES												
		1984	1985	1986	1987	1988	1989	1990	1991	1992	1993	1994	1995	1996
MANITOBA														
911-914	Accommodation services - Services d'hébergement	23.1	22.7	23.7	24.6	26.2	26.4	24.6	25.1	24.6	25.0	25.4	24.9	24.9
911	Hotels, motels & tourist courts - Hôtels, motels et camps pour touristes	24.1	23.4	25.4	26.0	26.9	27.7	25.2	25.2	24.6	25.0	25.2	24.7	24.8
921-922	Food & beverage services - Services de la restauration	21.7	22.1	22.2	22.0	20.3	20.0	20.3	20.7	20.8	20.2	21.4	21.3	21.8
921	Food services - Services de restauration	21.5	21.9	22.0	21.8	20.1	19.8	20.1	20.7	20.9	20.2	21.4	21.4	21.8
961-999	Miscellaneous services - Services divers	29.9	30.2	29.8	31.2	30.7	30.1	29.6	25.4	24.8	25.1	26.7	24.2	22.2
451-484 501-999	Service producing industries - Branches productrices de services	28.3	28.6	28.5	28.0	27.8	28.3	28.5	27.9	27.5	27.1	27.9	27.2	27.3
041-999	Industrial aggregate - Ensemble des industries	31.0	31.2	31.3	31.2	30.9	31.3	31.1	30.3	30.1	29.7	30.4	29.9	30.0
SASKATCHEWAN														
061-092	Mining (incl. milling), quarrying and oil wells Mines (y compris broyage), carrières et puits de pétrole	37.8	38.4	36.8	37.8	38.8	38.1	38.0	37.8	38.7	36.7	39.6	39.1	37.0
062	Non-metal mines (except coal) - Mines de minerais non métalliques (sauf le charbon)	39.1	39.2	38.5	39.6	39.4	39.4	39.2	37.9	38.8	36.6	38.5	38.4	37.7
091-092	Services incidental to mineral extraction - Industrie des services miniers	34.3	36.6	32.1	31.6	35.2	32.1	33.3	34.9	37.7	36.6	41.8	40.6	34.3
101-399	Manufacturing - Industries manufacturières	36.5	36.8	36.1	36.6	37.6	37.2	36.6	35.9	36.1	35.8	36.7	36.3	37.6
	Non-durable goods - Biens non durables	36.5	36.5	35.9	36.2	37.5	36.9	36.0	34.8	34.8	34.2	35.7	35.8	35.9
	Durable goods - Biens durables	36.5	37.2	36.3	37.1	37.7	37.6	37.2	37.3	37.7	37.3	37.5	36.8	38.9
101-109	Food - Aliments	35.9	36.3	35.7	36.4	35.6	35.9	35.0	34.9	35.1	34.5	35.4	36.2	35.0
101	Meat and poultry products - Viande & volaille	33.7	33.3	33.3	34.3	34.2	34.6	33.3	33.4	34.3	34.1	34.5	34.9	34.0
251-259	Wood - Bois	38.6	39.4	38.4	38.7	39.8	38.8	37.4	35.5	36.4	36.3	37.4	37.8	38.4
281-284	Printing, publishing & allied ind.- Imprimerie, édition et industries connexes	31.9	32.4	31.2	31.6	32.8	32.0	34.4	31.4	31.0	29.6	32.7	31.9	32.2
281	Commercial printing - Impression commerciale	35.3	38.2	35.6	37.3	34.2	34.2	36.3	33.1	34.9	34.3	34.3	35.5	36.1
311-319	Machinery (ex. elect. mach.) - Machinerie (sauf électrique)	35.8	36.9	36.9	37.7	38.6	37.3	37.0	36.8	37.8	37.4	37.7	36.5	39.7
311	Agricultural implements - Instruments aratoires	36.1	37.5	37.2	37.7	39.2	38.3	37.7	36.6	38.0	37.3	37.5	35.8	39.6
401-449	Construction - Construction	35.4	35.1	35.9	36.7	36.4	36.9	37.3	36.5	37.7	36.2	36.8	35.2	39.3
401-402	Bldg, developing & general contracting - Constructeurs, promoteurs et entrep. généraux	34.4	34.0	35.7	34.6	35.0	35.1	36.0	34.9	34.6	31.4	34.5	33.3	37.2
401	Residential building & development - Promotion et construction de bâtiments résidentiels	29.6	29.2	30.8	29.8	30.2	30.2	31.0	33.7	33.8	30.3	34.3	32.7	36.6
421-429	Trade contracting - Entrepreneurs spécialisés	34.7	33.7	34.7	35.5	34.9	35.4	35.6	34.6	36.0	35.1	35.5	34.3	37.5
041-449 491-499	Goods producing industries - Branches productrices de biens	36.4	36.7	36.2	36.9	37.4	37.2	37.0	36.4	37.0	36.0	37.1	36.3	37.9
451-499	Transportation, storage, comm. & other utilities - Transp., entreposage, comm. et autres services publics	36.1	36.6	36.7	35.1	36.2	36.9	35.9	36.1	36.6	35.7	36.7	34.5	35.1
451-479	Transportation & storage - Transport et entreposage	36.9	37.2	37.0	35.5	36.8	37.5	36.7	36.8	37.6	36.3	37.6	34.9	36.1

Annual Estimates of Employment, Earnings and Hours, 1984-1996, Statistics Canada
Estimations annuelles de l'Emploi, des gains et de la durée du travail, 1984-1996, Statistique Canada

Table 6

Estimates of Average Weekly Hours, for Employees paid by the Hour, by Industry, Canada, Provinces and Territories.

Tableau 6

Estimations des heures hebdomadaires moyennes, pour les salariés rémunérés à l'heure, par industrie, Canada, provinces et territoires.

SIC 1980 CTI	Industry Industrie	HOURS - HEURES												
		1984	1985	1986	1987	1988	1989	1990	1991	1992	1993	1994	1995	1996
SASKATCHEWAN														
481-499	Communication & other utilities - Communications et autres services publics	33.4	30.0	30.8	29.1	29.4	30.8	30.3	31.9	30.9	32.3	31.5	32.3	29.7
481-484	Communication - Communications	14.0	17.1	24.2	23.2	23.8	27.6	25.6	31.8	30.9	31.8	30.4	32.3	30.4
501-692 Trade - Commerce		28.6	28.7	28.4	28.6	28.4	27.9	27.6	26.8	26.5	26.6	27.1	27.4	27.2
501-599	Wholesale Trade - Commerce de gros	32.5	32.5	32.6	33.6	33.7	33.8	33.1	33.4	31.9	31.9	33.9	34.7	34.3
601-692	Retail trade - Commerce de détail	27.7	27.7	27.3	27.5	27.1	26.5	26.3	25.4	25.2	25.3	25.5	25.4	25.7
601-603	Food, beverage and drug - Aliments, boissons et médicaments	28.3	27.8	27.5	27.3	25.8	24.9	24.9	24.6	24.0	23.6	23.5	24.3	24.6
601	Food stores - Magasins d'alimentation	27.9	27.8	27.7	27.1	25.7	25.1	25.2	24.6	23.9	23.5	23.3	24.3	24.5
611-615	Shoe, apparel, fabric & yarn - Chaussures, vêtements, tissus et filés	22.0	22.5	21.8	23.5	22.7	21.4	21.4	21.1	20.9	21.7	22.7	22.2	21.6
631-639	Auto vehicles, parts & access., sales & serv. Véhicules autos, pièces & access., vente & serv.	33.7	33.2	32.1	31.6	31.7	31.7	31.4	31.3	29.3	29.7	29.5	30.1	29.9
641-641	General merchandise stores - Magasins de marchandises diverses	26.1	25.9	26.2	26.5	26.6	26.2	25.9	23.8	23.4	23.8	24.8	23.9	23.9
651-692	Other retail n.e.c. - Autres commerces de détail n.c.a.	23.2	24.4	22.5	23.0	22.2	22.8	24.1	23.4	25.7	25.2	25.9	26.0	26.2
701-761 Finance, insurance & real estate - Finances, assur. & affaires immobilières		20.5	19.2	19.7	19.9	20.5	20.5	21.1	21.8	22.0	22.5	23.9	23.6	25.0
701-749	Finance & insurance - Intermédiaires financiers et assurances	21.6	17.4	17.6	18.8	21.6	21.6	21.8	22.5	22.2	22.3	22.9	22.9	23.7
701-709	Deposit accepting intermediaries - Intermédiaires financiers de dépôts	21.6	18.4	18.7	19.8	22.3	21.9	21.9	21.5	21.7	21.4	22.2	22.3	22.9
701-702	Banks - Banques	19.0	16.3	16.5	17.5	19.7	19.4	19.4	19.7	19.6	20.0	19.7	20.7	20.5
751-759	Real estate operators (exc'l developers) - Services immobiliers (sauf lotisseurs)	19.8	19.1	19.6	19.1	18.2	18.4	18.6	19.9	20.5	23.2	25.7	25.9	28.7
771-779 Comm., business & pers. services - Services 851-999 socio-culturels, comm. et pers.		24.8	24.8	24.9	24.9	24.8	24.6	25.1	25.3	25.6	25.0	25.6	25.0	25.0
771-779	Business services - Services aux entreprises	24.5	24.9	24.7	25.5	27.1	28.1	27.0	27.1	26.4	26.2	26.5	26.9	31.5
851-853	Educational services - Services d'enseignement	35.4	35.4	35.4	35.2	34.3	34.5	34.4	34.1	34.0	33.9	34.2	34.4	33.3
851	Elementary & secondary education - Enseignement élémentaire et secondaire	35.6	35.5	35.6	35.4	34.7	34.9	35.1	35.1	35.0	34.8	34.5	34.2	32.9
854	Library services - Bibliothèques	12.5	13.9	13.5	13.9	13.1	13.7	13.5	12.0	11.5	11.8	11.9	14.7	13.9
861-869	Health & social services - Services de soins de santé et services sociaux	26.4	26.8	27.4	26.9	26.8	28.3	27.5	27.3	27.6	27.2	27.1	26.4	26.7
861	Hospitals - Hôpitaux	30.9	30.4	29.9	29.1	28.7	30.7	29.5	28.6	28.8	28.6	28.1	27.3	26.7
862	Other institutional health & social services - Autres établ. de soins de santé & serv. sociaux	23.0	23.7	24.8	25.1	25.7	26.2	25.5	26.9	27.0	27.2	27.0	26.5	26.3
911-922	Accommodation, food & beverage services - Hébergement et restauration	24.9	24.4	23.8	23.7	22.9	23.1	22.7	22.5	23.3	22.9	23.6	23.4	23.1
911-914	Accommodation services - Services d'hébergement	26.4	25.6	24.6	24.8	23.9	25.0	24.5	24.0	25.7	25.2	25.2	25.3	25.1
921-922	Food & beverage services - Services de la restauration	23.7	23.5	23.3	22.8	22.2	22.0	21.6	21.8	22.2	21.7	22.9	22.5	22.4
921	Food services - Services de restauration	23.8	23.6	23.3	22.9	22.3	22.1	21.7	21.9	22.3	21.8	22.8	22.4	22.4
961-999	Miscellaneous services - Services divers	21.4	21.3	20.8	22.4	22.1	19.4	21.7	23.2	23.4	21.8	25.5	24.4	21.2
451-484 Service producing industries - Branches 501-999 productrices de services		26.9	26.9	26.8	26.6	26.5	26.2	26.3	26.3	26.4	26.1	26.7	26.4	26.3
041-999 Industrial aggregate - Ensemble des industries		29.1	29.0	28.7	28.8	28.8	28.6	28.5	28.0	28.3	28.0	28.8	28.4	28.4

Annual Estimates of Employment, Earnings and Hours, 1984-1996, Statistics Canada
Estimations annuelles de l'emploi, des gains et de la durée du travail, 1984-1996, Statistique Canada

Table 6

Estimates of Average Weekly Hours, for Employees paid by the Hour, by Industry, Canada, Provinces and Territories.

Tableau 6

Estimations des heures hebdomadaires moyennes, pour les salariés rémunérés à l'heure, par industrie, Canada, provinces et territoires.

SIC 1980 CTI	Industry Industrie	HOURS - HEURES												
		1984	1985	1986	1987	1988	1989	1990	1991	1992	1993	1994	1995	1996
ALBERTA														
041-051	Logging and forestry - Exploitation forestière et serv. forestiers	33.2	31.2	35.4	36.4	35.8	36.3	35.5	34.7	36.3	35.0	40.6	36.9	40.9
041	Logging - Exploitation forestière	32.3	30.7	35.4	36.4	35.8	32.1	33.5	35.3	38.3	36.4	42.3	37.1	41.1
061-092	Mining (incl. milling), quarrying and oil wells Mines (y compris broyage), carrières et puits de pétrole	38.4	39.1	39.5	39.1	40.3	38.6	38.8	38.0	38.5	40.2	39.2	37.5	39.9
061-063	Mining - Mines	41.2	41.2	41.3	41.6	42.7	43.3	43.2	41.0	41.5	41.3	41.4	42.9	42.2
063	Coal mines - Mines de charbon	38.4	37.9	40.8	37.5	42.5	41.8	40.9	41.2	41.8	41.7	41.7	43.3	42.7
091-092	Services incidental to mineral extraction - Industrie des services miniers	36.8	38.2	38.4	37.0	38.2	35.6	36.1	36.0	36.2	40.3	39.4	36.5	37.5
091	Services incid. to crude petroleum & nat. gas - Services relat. au pétrole brut et au gas nat.	36.2	37.3	37.4	36.1	37.4	34.9	35.6	35.8	36.2	40.4	39.5	36.3	37.2
101-399	Manufacturing - Industries manufacturières	36.9	36.8	36.0	36.8	37.2	37.2	37.1	37.1	37.9	38.0	38.6	37.8	39.5
	Non-durable goods - Biens non durables	35.4	34.9	34.0	34.8	35.6	35.6	35.4	35.5	36.6	36.9	37.5	36.8	36.8
	Durable goods - Biens durables	37.9	38.1	37.4	38.2	38.4	38.4	38.2	38.4	38.9	38.9	39.4	38.7	41.4
101-109	Food - Aliments	35.7	35.6	35.7	37.1	36.3	34.8	34.8	34.5	36.1	36.8	37.5	36.1	36.2
101	Meat and poultry products - Viande & volaille	39.0	38.3	37.2	38.7	37.7	35.4	36.0	35.0	36.8	36.9	37.7	38.6	38.4
251-259	Wood - Bois	39.5	39.9	37.8	37.6	38.7	38.6	39.1	39.9	40.8	39.2	38.6	38.4	40.3
281-284	Printing, publishing & allied ind.- Imprimerie, édition et industries connexes	28.7	27.8	27.7	26.8	29.2	30.8	31.2	31.5	31.1	32.0	33.1	34.3	33.6
281	Commercial printing - Impression commerciale	25.2	25.8	24.0	24.5	31.1	36.6	38.4	37.8	36.2	37.3	37.1	38.8	36.7
311-319	Machinery (ex. elect. mach.) - Machinerie (sauf électrique)	41.3	39.9	37.7	40.4	39.3	38.6	38.8	38.8	38.9	39.9	40.6	40.5	43.6
319	Other machinery & equipment - Autres machineries et équipements	41.8	39.9	37.3	40.9	40.2	39.3	39.7	39.2	39.5	40.7	40.6	40.6	44.1
401-449	Construction - Construction	37.2	38.1	37.1	37.6	38.5	38.4	39.3	37.5	36.1	36.4	37.8	37.8	41.6
401-402	Bldg, developing & general contracting - Constructeurs, promoteurs et entrep. généraux	37.6	36.6	35.8	36.7	37.5	37.5	38.3	37.4	35.7	35.2	37.7	37.9	40.3
401	Residential building & development - Promotion et construction de bâtiments résidentiels	31.1	30.3	29.6	30.4	31.0	31.0	31.6	32.9	34.3	35.0	36.0	36.9	38.1
411-412	Industrial & heavy (engineering) construction - Constr. lourde et industrielle (génie)	34.1	37.8	36.4	39.6	41.6	43.0	44.0	41.1	40.4	40.7	41.6	42.7	45.6
411	Industrial const. (other than buildings) - Constr. industrielle (autre que bâtiment)	33.3	38.8	37.8	35.9	39.2	40.2	41.4	38.1	38.0	39.9	41.9	40.2	44.0
041-449	Goods producing industries - Branches productrices de biens	37.4	37.8	37.1	37.5	38.3	37.9	38.2	37.4	37.4	37.9	38.5	37.8	40.2
451-499	Transportation, storage, comm. & other utilities - Transp., entreposage, comm. et autres services publics	37.1	37.2	37.0	35.9	37.5	37.6	37.7	36.0	36.4	36.8	35.4	36.1	35.9
451-479	Transportation & storage - Transport et entreposage	37.3	37.3	37.3	35.8	37.9	38.0	38.1	35.8	36.0	36.9	35.3	36.4	36.9
451-459	Transportation - Transport	37.4	37.4	37.4	35.9	37.9	38.1	38.2	35.8	36.0	36.9	35.1	36.5	36.9
481-499	Communication & other utilities - Communications et autres services publics	36.3	36.5	35.9	36.3	36.5	36.6	36.5	36.6	37.6	36.5	35.6	35.2	33.4
491-499	Other Utilities - Autres services publics	38.7	38.1	36.9	37.6	38.2	38.2	38.3	38.3	39.5	39.5	39.0	39.1	36.1
491	Electric power systems - Énergie électrique	39.3	39.1	37.9	37.9	37.8	38.2	38.1	37.0	38.6	39.3	38.9	39.8	37.6

Annual Estimates of Employment, Earnings and Hours, 1984-1996, Statistics Canada
Estimations annuelles de l'Emploi, des gains et de la durée du travail, 1984-1996, Statistique Canada

Table 6

Estimates of Average Weekly Hours, for Employees paid by the Hour, by Industry, Canada, Provinces and Territories.

Tableau 6

Estimations des heures hebdomadaires moyennes, pour les salariés rémunérés à l'heure, par industrie, Canada, provinces et territoires.

SIC 1980 CTI	Industry Industrie	HOURS - HEURES												
		1984	1985	1986	1987	1988	1989	1990	1991	1992	1993	1994	1995	1996
ALBERTA														
	501-692 Trade - Commerce	27.1	27.5	27.4	27.7	28.1	27.6	27.5	27.6	26.4	27.1	27.9	27.8	27.4
	501-599 Wholesale Trade - Commerce de gros	34.0	33.6	34.0	34.0	34.9	34.0	34.7	34.5	34.1	34.6	35.5	34.7	34.6
	571-579 Machinery, equipment & supplies - Machines, matériel et fournitures	36.9	38.0	37.1	36.8	37.3	37.5	38.2	38.1	36.8	37.9	38.3	36.4	36.7
	601-692 Retail trade - Commerce de détail	25.8	26.3	26.2	26.4	26.8	26.4	26.0	26.1	24.9	25.4	25.9	26.0	25.6
	601-603 Food, beverage and drug - Aliments, boissons et médicaments	24.9	24.9	25.3	25.7	25.5	25.5	25.5	26.0	25.7	24.7	24.8	24.7	24.3
	601 Food stores - Magasins d'alimentation	26.1	26.0	27.2	27.6	27.4	27.9	27.1	26.9	25.5	24.8	24.5	24.2	23.6
	611-615 Shoe, apparel, fabric & yarn - Chaussures, vêtements, tissus et filés	24.6	26.0	24.7	24.7	24.1	22.2	22.5	21.4	21.7	22.1	22.9	23.3	22.6
	631-639 Auto vehicles, parts & access., sales & serv. Véhicules autos, pièces & access., vente & serv.	30.0	31.2	30.9	30.8	32.8	32.3	31.1	32.1	30.2	30.7	30.9	31.0	30.3
	641-641 General merchandise stores - Magasins de marchandises diverses	24.6	24.6	24.7	25.1	24.7	24.2	24.1	22.6	22.9	23.5	23.6	23.2	22.9
	651-692 Other retail n.e.c. - Autres commerces de détail n.c.a.	23.6	24.6	24.3	25.1	25.3	25.2	24.6	24.7	20.9	24.5	25.3	26.5	25.7
	701-761 Finance, insurance & real estate - Finances, assur. & affaires immobilières	24.0	24.4	22.7	22.5	22.8	22.2	23.2	22.5	24.3	25.6	25.0	25.7	25.8
	701-749 Finance & insurance - Intermédiaires financiers et assurances	27.2	27.2	25.3	22.6	23.3	22.4	23.7	21.8	23.0	24.2	24.2	24.8	24.3
	701-709 Deposit accepting intermediaries - Intermédiaires financiers de dépôts	13.8	18.0	18.3	20.4	20.2	20.3	21.2	21.1	20.5	21.1	21.6	21.8	22.9
	701-702 Banks - Banques	13.6	17.7	18.0	20.1	19.9	20.0	20.9	20.8	19.8	20.3	20.8	20.7	21.6
	721-729 Investment intermediaries - Intermédiaires d'investissement	22.5	34.6	32.8	22.7	24.9	24.1	24.5	21.3	28.4	31.8	29.4	29.4	27.2
	751-759 Real estate operators (exc'l developers) - Services immobiliers (sauf lotisseurs)	15.9	21.0	18.2	22.7	22.7	22.1	22.9	24.8	27.3	28.8	25.4	26.8	27.5
	771-779 Comm., business & pers. services - Services 851-999 socio-culturels, comm. et pers.	26.6	26.8	26.8	27.0	27.2	27.0	26.0	25.5	25.7	25.8	26.3	26.7	26.9
	771-779 Business services - Services aux entreprises	30.5	31.0	30.8	29.6	30.3	30.5	31.8	32.8	31.4	30.5	31.3	29.0	33.7
	851-853 Educational services - Services d'enseignement	35.4	35.5	35.5	35.4	35.7	35.7	35.7	35.7	35.5	35.3	35.0	35.1	33.6
	851 Elementary & secondary education - Enseignement élémentaire et secondaire	35.3	35.6	35.7	35.6	36.1	36.1	36.6	36.6	36.2	35.9	35.5	35.5	33.6
	852 Post-second. non-university education - Enseignement postsecondaire non univers.	34.8	35.5	35.0	34.6	34.5	34.6	33.6	33.5	33.7	33.8	33.1	33.1	33.2
	854 Library services - Bibliothèques	18.6	19.3	20.4	22.0	21.0	20.9	22.1	20.5	22.3	21.8	21.5	18.4	18.5
	861-869 Health & social services - Services de soins de santé et services sociaux	29.9	29.7	29.2	28.8	29.4	28.4	26.6	25.3	26.9	26.9	27.5	28.5	29.6
	861 Hospitals - Hôpitaux	31.3	31.1	30.7	30.7	31.9	31.2	28.4	27.1	28.8	28.7	29.6	31.1	31.5
	865 Private practice of physicians, surgeons & dentist - Cabinets privés de médecins chirurgiens, dentistes	24.7	22.0	22.0	23.1	24.1	23.8	21.8	22.4	23.3	24.3	25.5	24.9	29.2
	911-922 Accommodation, food & beverage services - Hébergement et restauration	25.0	25.3	25.7	25.4	25.4	26.1	24.2	24.6	24.1	24.4	24.8	24.7	24.4
	911-914 Accommodation services - Services d'hébergement	25.9	26.3	27.4	28.3	27.7	26.4	25.9	27.3	27.7	28.0	28.2	29.3	28.8
	911 Hotels, motels & tourist courts - Hôtels, motels et camps pour touristes	26.0	26.3	27.5	28.4	27.7	26.5	25.8	27.3	27.6	28.1	28.2	29.4	28.8
	921-922 Food & beverage services - Services de la restauration	24.4	24.7	24.7	23.7	24.1	25.9	23.2	22.7	22.1	22.7	23.3	23.0	22.7
	921 Food services - Services de restauration	24.5	24.7	24.8	23.8	24.2	26.0	23.3	22.8	22.0	22.8	23.3	23.0	22.7
	961-999 Miscellaneous services - Services divers	23.4	23.9	24.1	25.7	25.5	24.8	25.4	24.5	23.0	24.2	24.3	26.0	22.2

Annual Estimates of Employment, Earnings and Hours, 1984-1996, Statistics Canada
Estimations annuelles de l'Emploi, des gains et de la durée du travail, 1984-1996, Statistique Canada

Table 6

Estimates of Average Weekly Hours, for Employees paid by the Hour, by Industry, Canada, Provinces and Territories.

Tableau 6

Estimations des heures hebdomadaires moyennes, pour les salariés rémunérés à l'heure, par industrie, Canada, provinces et territoires.

SIC 1980 CTI	Industry Industrie	HOURS - HEURES												
		1984	1985	1986	1987	1988	1989	1990	1991	1992	1993	1994	1995	1996
ALBERTA														
961-969	Amusement & recreational services - Services de divertissements et de loisirs	24.0	23.3	22.9	23.1	23.8	22.6	22.4	22.8	21.9	21.1	21.1	23.2	20.2
991-999	Other services - Autres services	25.2	25.2	25.5	28.7	28.0	26.7	27.7	25.4	24.6	27.5	27.8	28.8	24.3
990	Other services n.e.c. - Autres services n.c.a.	24.6	24.7	25.7	29.5	28.0	26.6	28.1	24.5	22.4	28.8	30.1	30.7	25.6
451-484	Service producing industries - Branches productrices de services	28.0	28.2	27.9	27.8	28.2	27.8	27.2	26.8	26.7	27.1	27.4	27.6	27.6
041-999	Industrial aggregate - Ensemble des industries	30.6	30.9	30.5	30.5	31.0	30.6	30.2	29.6	29.4	29.8	30.2	30.1	30.5
BRITISH COLUMBIA COLOMBIE-BRITANNIQUE														
041-051	Logging and forestry - Exploitation forestière et serv. forestiers	36.0	35.0	35.5	38.8	38.6	39.2	38.4	35.6	35.2	37.4	37.8	38.2	37.7
041	Logging - Exploitation forestière	36.1	35.1	35.6	39.1	39.2	40.1	39.3	36.3	36.4	37.7	38.2	38.7	38.0
061-092	Mining (incl. milling), quarrying and oil wells - Mines (y compris broyage), carrières et puits de pétrole	38.8	38.9	39.3	39.4	40.7	40.8	41.4	40.6	40.8	39.5	40.1	40.7	39.6
061-063	Mining - Mines	39.4	40.1	40.1	40.0	41.9	41.7	42.4	40.7	40.9	39.6	39.0	39.7	39.7
061	Metal mines - Mines de métaux	38.0	38.0	38.6	39.1	41.3	41.3	41.9	40.5	40.6	39.2	38.8	39.0	..
101-399	Manufacturing - Industries manufacturières	35.5	35.4	35.8	36.0	35.9	35.9	35.5	34.9	35.5	35.7	35.5	35.4	36.1
	Non-durable goods - Biens non durables	34.1	34.0	34.4	34.5	34.9	34.8	34.8	34.2	34.4	35.0	34.0	34.6	34.9
	Durable goods - Biens durables	36.5	36.4	36.9	37.1	36.6	36.7	35.9	35.4	36.3	36.1	36.4	35.9	36.9
101-109	Food - Aliments	31.7	31.3	31.8	32.0	32.5	31.6	32.5	32.6	32.2	32.9	31.7	32.4	32.5
251-259	Wood - Bois	35.4	35.6	35.7	36.5	35.9	35.9	35.3	34.4	35.6	36.1	35.9	35.5	36.3
251	Sawmill, planing mill & shingle mill products - Scieries, ateliers de rabotage et usines de bardeaux	35.6	35.8	35.9	36.7	35.9	35.9	35.4	34.0	35.3	36.0	35.9	35.5	36.6
271-279	Paper & allied products - Papier et produits connexes	36.9	36.6	36.9	37.0	37.7	37.6	37.6	36.4	36.9	37.0	37.9	38.6	38.2
271	Pulp & paper - Pâtes et papiers	37.1	36.8	37.0	37.1	37.8	37.8	37.8	36.4	36.9	37.1	38.0	38.8	38.5
281-284	Printing, publishing & allied ind. - Imprimerie, édition et industries connexes	24.9	26.4	26.9	25.9	25.3	26.6	27.8	29.8	31.7	33.0	31.6	32.3	33.9
281	Commercial printing - Impression commerciale	25.2	27.2	27.1	28.8	27.6	30.7	32.0	33.8	35.3	36.8	34.3	34.0	34.7
401-449	Construction - Construction	32.3	32.9	32.7	34.2	34.5	35.2	34.5	34.1	33.5	33.2	34.5	32.4	33.1
401-402	Bldg, developing & general contracting - Constructeurs, promoteurs et entrep. généraux	30.3	29.8	30.1	32.6	31.5	33.4	33.1	32.9	33.6	33.3	36.1	32.2	33.3
401	Residential building & development - Promotion et construction de bâtiments résidentiels	29.2	28.8	29.0	31.4	30.4	32.2	31.9	32.3	33.7	33.2	36.1	31.8	32.6
411-412	Industrial & heavy (engineering) construction - Constr. lourde et industrielle (génie)	36.5	37.7	35.5	35.5	36.9	38.0	38.1	37.4	35.8	38.7	41.3	37.2	36.4
412	Highway & heavy constr. - Constr. de routes et constr. lourde	34.3	36.4	33.6	32.4	34.3	36.6	36.2	36.1	35.9	39.0	41.8	36.0	36.4
421-429	Trade contracting - Entrepreneurs spécialisés	32.2	33.1	33.3	34.7	35.4	35.5	34.5	33.9	33.1	32.6	33.2	31.8	32.2
441-449	Services incidental to construction - Services relatifs à la construction	31.6	31.7	32.6	34.6	34.5	37.7	34.5	32.9	29.4	27.6	31.2	28.2	32.9
401-449	Goods producing industries - Branches productrices de biens	35.2	35.1	35.4	36.1	36.2	36.3	35.8	35.2	35.2	35.4	35.6	35.2	35.7

Annual Estimates of Employment, Earnings and Hours, 1984-1996, Statistics Canada
Estimations annuelles de l'Emploi, des gains et de la durée du travail, 1984-1996, Statistique Canada

Table 6

Estimates of Average Weekly Hours, for Employees paid by the Hour, by Industry, Canada, Provinces and Territories.

Tableau 6

Estimations des heures hebdomadaires moyennes, pour les salariés rémunérés à l'heure, par industrie, Canada, provinces et territoires.

SIC 1980 CTI	Industry Industrie	HOURS - HEURES												
		1984	1985	1986	1987	1988	1989	1990	1991	1992	1993	1994	1995	1996
BRITISH COLUMBIA COLOMBIE-BRITANNIQUE														
	451-499 Transportation, storage, comm. & other utilities - Transp., entreposage, comm. et autres services publics	35.0	35.2	35.3	35.7	40.7	39.0	38.1	35.4	35.5	35.9	35.9	34.4	35.1
	451-479 Transportation & storage - Transport et entreposage	35.2	35.5	35.8	35.9	41.5	39.1	37.7	34.0	35.0	35.6	35.9	33.7	34.7
	451-459 Transportation - Transport	35.2	35.6	35.8	35.8	41.5	39.2	37.8	34.1	35.0	35.7	35.8	33.6	34.8
	481-499 Communication & other utilities - Communications et autres services publics	34.5	34.4	34.2	35.1	38.9	38.8	38.9	37.9	36.3	36.3	36.0	35.5	35.7
	481-484 Communication - Communications	33.9	34.0	33.9	34.9	39.0	38.8	38.5	36.8	35.2	35.1	35.1	34.5	34.8
	482 Telecommunication carriers - Transmission des télécommunications	35.6	35.6	35.6	36.4	41.0	40.4	40.3	38.5	35.8	35.9	36.2
	491-499 Other Utilities - Autres services publics	36.9	36.1	35.2	36.0	38.6	39.0	40.6	41.8	39.9	39.9	39.0	39.2	38.3
	491 Electric power systems - Énergie électrique	35.9	35.8	35.9	36.1	39.2	39.8	41.9	42.5	41.2	41.4	40.8	41.1	41.2
	501-692 Trade - Commerce	27.7	28.0	28.2	28.4	28.1	28.6	28.7	28.0	27.7	27.9	27.9	28.1	27.4
	501-599 Wholesale Trade - Commerce de gros	34.3	35.3	35.6	34.2	34.7	34.7	34.4	33.8	33.7	34.0	33.3	33.6	32.3
	561-563 Metals, hardware, plumbing, heating & building materials - Métaux, quincaillerie, matr. de plomberie, de chauffage et de construction	32.6	34.0	34.7	33.5	34.0	31.5	31.9	32.4	32.1	32.0	32.4	32.5	31.3
	563 Lumber & building materials - Bois et matériaux de construction	32.9	34.4	36.1	34.9	35.9	31.0	31.1	31.8	31.5	31.4	31.5	31.2	30.5
	601-692 Retail trade - Commerce de détail	26.8	26.9	27.2	27.5	27.0	27.6	27.6	26.8	26.4	26.8	26.7	27.0	26.3
	601-603 Food, beverage and drug - Aliments, boissons et médicaments	28.2	28.8	29.7	30.1	29.8	30.5	29.6	28.0	27.3	27.7	27.4	27.1	26.6
	601 Food stores - Magasins d'alimentation	28.4	29.0	28.6	29.2	28.6	30.0	29.3	27.7	27.0	27.3	26.8	26.2	25.8
	611-615 Shoe, apparel, fabric & yarn - Chaussures, vêtements, tissus et filés	22.8	22.6	23.0	23.8	23.0	22.7	22.4	23.4	21.7	21.9	23.9	23.1	22.4
	613 Women's clothing stores - Magasins de vêtements pour dames	23.4	20.9	20.3	21.0	20.1	20.9	22.2	19.8	20.7	20.0	22.8	22.8	21.4
	631-639 Auto vehicles, parts & access., sales & serv. - Véhicules autos, pièces & access., vente & serv.	30.8	30.3	30.2	30.4	29.3	29.9	30.4	30.5	29.4	30.3	29.4	30.9	29.4
	641-641 General merchandise stores - Magasins de marchandises diverses	23.6	24.5	25.5	25.5	25.0	25.7	25.1	23.2	23.5	23.5	23.5	23.3	23.4
	651-692 Other retail n.e.c. - Autres commerces de détail n.c.a.	24.3	24.7	24.0	24.6	24.5	25.6	26.0	25.2	25.3	25.2	25.8	26.6	26.0
	701-761 Finance, insurance & real estate - Finances, assur. & affaires immobilières	24.8	25.4	27.1	26.6	24.6	28.2	28.7	26.1	23.6	25.3	26.0	24.9	24.0
	701-749 Finance & insurance - Intermédiaires financiers et assurances	22.8	23.4	25.6	24.8	23.5	26.7	28.7	27.3	24.5	26.5	26.8	25.3	24.0
	701-709 Deposit accepting intermediaries - Intermédiaires financiers de dépôts	19.2	20.6	23.3	24.1	23.4	24.0	27.0	26.4	23.8	24.4	25.9	24.0	23.2
	701-702 Banks - Banques	21.2	22.7	25.7	26.6	25.8	26.5	29.8	28.9	25.3	25.7	26.6	23.7	23.1
	751-759 Real estate operators (exc'l developers) - Services immobiliers (sauf lotisseurs)	30.9	32.6	36.8	38.9	33.4	36.9	33.7	25.9	20.6	20.5	25.9	25.7	24.2
	771-779 Comm., business & pers. services - Services 851-999 socio-culturels, comm. et pers.	26.0	25.9	25.3	25.4	25.9	24.8	26.0	25.3	25.0	24.7	25.3	24.9	25.1
	771-779 Business services - Services aux entreprises	29.3	29.9	29.0	29.1	31.3	32.4	29.4	28.2	28.8	27.5	28.2	30.2	29.4
	851-853 Educational services - Services d'enseignement	33.5	33.5	33.6	33.5	33.6	33.0	32.5	32.5	33.7	33.9	34.2	33.5	32.7
	851 Elementary & secondary education - Enseignement élémentaire et secondaire	33.1	33.2	33.3	33.3	33.2	33.1	32.9	33.3	33.2	32.9	33.0	32.3	32.1

Annual Estimates of Employment, Earnings and Hours, 1984-1996, Statistics Canada
Estimations annuelles de l'Emploi, des gains et de la durée du travail, 1984-1996, Statistique Canada

Table 6

Estimates of Average Weekly Hours, for Employees paid by the Hour, by Industry, Canada, Provinces and Territories.

Tableau 6

Estimations des heures hebdomadaires moyennes, pour les salariés rémunérés à l'heure, par industrie, Canada, provinces et territoires.

SIC 1980 CTI	Industry Industrie	HOURS - HEURES												
		1984	1985	1986	1987	1988	1989	1990	1991	1992	1993	1994	1995	1996
BRITISH COLUMBIA COLOMBIE-BRITANNIQUE														
852	Post-second. non-university education - Enseignement postsecondaire non univers.	35.5	35.8	35.5	35.2	36.0	36.1	35.2	34.7	34.6	34.0	33.8	34.1	33.3
853	University education - Enseignement universitaire	32.7	32.7	32.9	32.8	32.6	31.1	30.8	30.7	34.0	35.1	36.0	35.1	33.7
854	Library services - Bibliothèques	20.1	16.1	20.5	14.8	17.3	21.8	19.3	18.4	17.7	18.1	18.8	19.1	18.5
861-869	Health & social services - Services de soins de santé et services sociaux	27.7	27.8	27.3	27.4	27.4	27.3	27.7	27.2	26.8	26.4	25.8	25.3	25.3
861	Hospitals - Hôpitaux	29.1	29.6	29.3	29.4	29.2	28.9	28.7	28.4	27.6	27.6	26.6	26.7	26.8
911-922	Accommodation, food & beverage services - Hébergement et restauration	24.6	24.1	23.2	23.4	23.4	19.5	23.9	22.6	22.6	22.7	24.2	23.4	23.4
911-914	Accommodation services - Services d'hébergement	24.8	25.1	24.2	24.8	25.7	21.7	28.1	26.9	25.6	26.4	28.4	27.1	27.5
911	Hotels, motels & tourist courts - Hôtels, motels et camps pour touristes	25.1	25.4	24.3	24.9	25.3	21.7	28.2	27.0	25.7	26.7	28.0	27.0	27.5
921-922	Food & beverage services - Services de la restauration	24.6	23.8	22.8	22.9	22.7	18.9	22.4	21.3	21.7	21.6	22.9	22.3	22.0
921	Food services - Services de restauration	24.8	24.0	23.0	23.1	22.9	19.1	22.6	21.4	21.4	21.5	22.6	22.2	22.0
961-999	Miscellaneous services - Services divers	22.5	21.9	21.5	22.0	23.7	24.6	25.2	25.4	24.5	24.9	25.5	24.2	26.4
961-969	Amusement & recreational services - Services de divertissements et de loisirs	18.3	18.8	17.8	18.7	21.4	22.3	22.3	21.6	21.5	21.5	23.7	23.5	24.5
960	Other amusement & recreational services n.e.c - Autres serv. de divertis. et de loisirs n.c.a.	17.9	17.5	16.9	17.4	20.7	22.3	22.2	20.8	19.8	20.5	22.2	22.0	23.4
451-484 501-999	Service producing industries - Branches productrices de services	27.9	27.9	27.7	27.7	28.3	27.9	28.3	27.2	26.8	26.8	27.2	26.8	26.6
041-999	Industrial aggregate - Ensemble des industries	30.0	30.0	29.8	30.2	30.7	30.5	30.5	29.4	29.1	29.1	29.4	28.9	28.9
YUKON														
041-449 491-499	Goods producing industries - Branches productrices de biens	38.1	36.5	42.8	41.2	39.5	36.5	35.1	35.9	35.3	36.5	38.0	37.4	38.6
451-499	Transportation, storage, comm. & other utilities - Transp., entreposage, comm. et autres services publics	35.0	33.3	34.7	33.0	33.8	35.0	55.6	36.0	35.3	35.1	37.7	36.6	33.0
501-692	Trade - Commerce	30.5	30.3	29.4	29.8	30.7	29.8	31.0	30.6	29.4	28.9	29.4	29.1	29.8
771-779 851-999	Comm., business & pers. services - Services socio-culturels, comm. et pers.	27.6	27.2	26.0	25.0	25.6	25.4	25.3	26.0	26.2	26.5	28.4	27.1	29.1
451-484 501-999	Service producing industries - Branches productrices de services	30.7	30.1	29.7	28.9	29.9	29.4	33.8	30.0	29.7	29.3	31.1	30.1	30.6
041-999	Industrial aggregate - Ensemble des industries	32.7	31.4	33.0	31.8	32.1	31.2	34.1	31.3	31.1	30.7	32.5	31.6	32.4
NORTHWEST TERRITORIES TERRITOIRES DU NORD-OUEST														
401-449	Construction - Construction	39.0	38.4	40.2	40.0	39.5	37.7	39.1	37.5	38.3	39.2	39.0	38.5	35.8

Annual Estimates of Employment, Earnings and Hours, 1984-1996, Statistics Canada
Estimations annuelles de l'Emploi, des gains et de la durée du travail, 1984-1996, Statistique Canada

Table 6

Estimates of Average Weekly Hours, for Employees paid by the Hour, by Industry, Canada, Provinces and Territories.

Tableau 6

Estimations des heures hebdomadaires moyennes, pour les salariés rémunérés à l'heure, par industrie, Canada, provinces et territoires.

SIC 1980 CTI	Industry Industrie	HOURS - HEURES												
		1984	1985	1986	1987	1988	1989	1990	1991	1992	1993	1994	1995	1996
NORTHWEST TERRITORIES TERRITOIRES DU NORD-OUEST														
041-449 Goods producing industries - Branches 491-499 productrices de biens		42.5	41.7	42.2	42.0	40.9	39.5	41.5	42.6	41.5	38.6	38.8	38.1	38.4
451-499 Transportation, storage, comm. & other utilities - Transp., entreposage, comm. et autres services publics		38.3	38.8	37.4	35.5	35.8	36.1	43.5	38.6	38.3	37.9	35.1	36.9	35.8
501-692 Trade - Commerce		29.7	28.7	28.2	28.8	28.7	29.2	29.2	29.0	28.0	28.0	28.2	27.4	27.7
701-761 Finance, insurance & real estate - Finances, assur. & affaires immobilières		32.0	30.9	30.5	31.6	33.5	33.5	33.5	33.8	33.2	34.4	35.4	34.2	36.8
771-779 Comm., business & pers. services - Services 851-999 socio-culturels, comm. et pers.		23.4	23.4	23.1	23.1	23.6	25.5	25.5	26.7	28.0	27.0	30.3	29.3	30.7
851-853 Educational services - Services d'enseignement		46.6	46.5	45.5	44.3	38.4	33.6	33.5	34.4	33.2	33.4	33.9	32.7	32.0
861-869 Health & social services - Services de soins de santé et services sociaux		34.4	33.7	35.6	36.9	32.3	30.7	31.9	31.9	32.8	30.5	33.0	31.9	32.6
861 Hospitals - Hôpitaux		41.2	42.2	43.5	39.3	33.0	32.1	34.8	33.7	33.9	33.9	34.0
911-922 Accommodation, food & beverage services - Hébergement et restauration		19.6	19.1	18.2	17.8	20.7	24.0	23.3	25.2	26.3	25.6	28.0	26.5	27.7
911-914 Accommodation services - Services d'hébergement		17.0	17.2	17.1	16.8	18.6	24.3	24.3	24.4	26.0	25.1	27.5	26.7	28.7
451-484 Service producing industries - Branches 501-999 productrices de services		28.7	28.3	27.6	27.1	27.6	28.7	29.9	29.7	29.9	29.8	30.8	30.1	30.9
041-999 Industrial aggregate - Ensemble des industries		34.3	33.8	32.8	32.0	31.6	32.0	33.4	33.5	33.1	32.1	33.1	32.2	32.6

Annual Estimates of Employment, Earnings and Hours, 1984-1996, Statistics Canada
Estimations annuelles de l'Emploi, des gains et de la durée du travail, 1984-1996, Statistique Canada

Table 7A

Tableau 7A

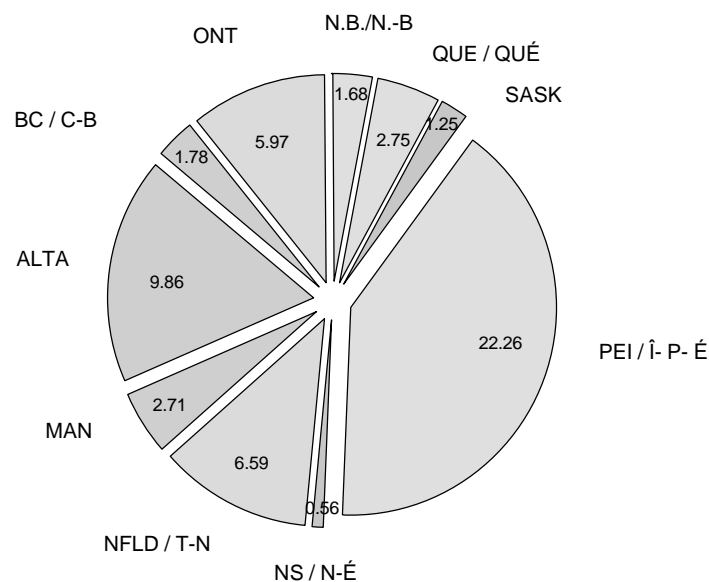
Estimates of Total Weekly Payrolls for Employees paid by the Hour, for Selected Industries, Canada, Provinces and Territories.

In 1996, Prince Edward Island had the highest yearly rise in total weekly payrolls for employees paid by the hour (+22.3%) led by Construction and Manufacturing. Nova Scotia showed the lowest increase at +0.6%.

Estimations de la rémunération hebdomadaire brute pour les salariés rémunérés à l'heure, pour une sélection d'industries, Canada, provinces et territoires.

En 1996, mené par la construction et les industries manufacturières, l'Île-du-Prince-Édouard enregistrait l'augmentation annuelle la plus élevée de la rémunération hebdomadaire brute, des salariés rémunérés à l'heure (+22,3%). La Nouvelle-Écosse enregistrait l'augmentation la plus faible (+0,6%).

1996 Annual Increase in Total Weekly Payrolls / Augmentation annuelle de la rémunération hebdomadaire brute en 1996



Canada, Provinces and Territories/
Canada, Provinces et Territoires

Page

194

Table 7A

Estimates of Total Weekly Payrolls, for Employees paid by the Hour, for Selected Industries, Canada, Provinces and Territories.

Tableau 7A

Estimations de la rémunération hebdo. brute, pour les salariés rémunérés à l'heure, pour une sélection d'industries, Canada, provinces et territoires.

SIC 1980 CTI	Industry Industrie	DOLLARS IN THOUSANDS - DOLLARS EN MILLIERS												
		1984	1985	1986	1987	1988	1989	1990	1991	1992	1993	1994	1995	1996
CANADA														
041-051	Logging and forestry - Exploitation forestière et serv. forestiers	16,847	16,487	15,312	18,058	18,605	20,994	18,606	19,211	19,468	20,849	21,506	23,403	24,542
061-092	Mining (incl. milling), quarrying and oil wells Mines (y compris broyage), carrières et puits de pétrole	48,730	54,848	51,026	53,437	61,354	60,669	62,323	62,076	57,306	56,137	65,907	61,617	59,547
101-399	Manufacturing - Industries manufacturières	489,964	524,432	552,351	610,417	649,884	689,469	663,293	609,874	608,064	630,165	670,236	702,614	741,617
401-449	Construction - Construction	147,843	175,478	188,549	204,834	223,430	259,511	267,993	225,551	193,969	189,562	201,175	210,136	204,747
041-449	Goods producing industries - Branches													
491-499	productrices de biens	729,632	798,374	835,500	917,130	986,784	1,066,913	1,052,561	958,927	922,556	941,245	1,005,157	1,042,868	1,073,404
451-499	Transportation, storage, comm. & other utilities - Transp., entreposage, comm. et autres services publics	162,078	164,518	165,907	149,922	168,663	177,553	186,705	188,220	193,584	197,614	208,323	204,052	199,329
501-692	Trade - Commerce	231,083	247,893	263,945	282,329	298,788	324,639	360,929	336,320	329,686	349,093	367,852	385,665	399,791
701-761	Finance, insurance & real estate - Finances, assur. & affaires immobilières	14,798	16,377	19,303	22,154	27,800	33,861	37,734	34,234	31,699	36,608	39,858	43,634	50,821
771-779	Comm., business & pers. services - Services													
851-999	socio-culturels, comm. et pers.	334,651	373,695	402,007	450,537	486,947	538,272	592,001	621,856	629,025	656,066	690,663	733,835	786,035
451-484	Service producing industries - Branches													
501-999	productrices de services	731,474	791,110	841,402	893,399	970,487	1,038,126	1,137,030	1,145,727	1,171,728	1,225,781	1,291,993	1,357,288	1,436,734
041-999	Industrial aggregate - Ensemble des industries	1,461,106	1,589,483	1,676,902	1,810,529	1,957,271	2,105,039	2,189,591	2,104,653	2,094,285	2,167,026	2,297,150	2,400,156	2,510,138
NEWFOUNDLAND TERRE-NEUVE														
061-092	Mining (incl. milling), quarrying and oil wells Mines (y compris broyage), carrières et puits de pétrole	1,397	1,327	1,279	1,296	1,685	1,815	1,957	1,849	1,670	1,652	1,988	2,001	2,012
101-399	Manufacturing - Industries manufacturières	3,906	4,253	4,454	5,488	5,939	6,329	5,858	5,468	4,763	4,498	4,277	4,342	4,640
401-449	Construction - Construction	1,469	1,284	1,721	1,876	2,598	3,219	2,966	2,571	2,671	4,026	6,111	6,178	5,217
041-449	Goods producing industries - Branches													
491-499	productrices de biens	7,643	7,530	8,132	9,407	10,940	12,086	11,526	10,684	9,838	10,822	13,371	13,515	13,318
451-499	Transportation, storage, comm. & other utilities - Transp., entreposage, comm. et autres services publics	2,034	2,188	1,936	1,912	2,022	2,005	2,362	2,319	2,341	2,263	2,341	2,394	3,603
501-692	Trade - Commerce	2,370	2,373	2,674	3,220	3,615	4,105	4,826	4,262	4,393	4,358	4,770	5,182	4,776
701-761	Finance, insurance & real estate - Finances, assur. & affaires immobilières	119	122	129	159	155	186	235	231	230	259	335	346	523

Annual Estimates of Employment, Earnings and Hours, 1984-1996, Statistics Canada
Estimations annuelles de l'Emploi, des gains et de la durée du travail, 1984-1996, Statistique Canada

Table 7A

Estimates of Total Weekly Payrolls, for Employees paid by the Hour, for Selected Industries, Canada, Provinces and Territories.

Tableau 7A

Estimations de la rémunération hebdo. brute, pour les salariés rémunérés à l'heure, pour une sélection d'industries, Canada, provinces et territoires.

SIC 1980 CTI	Industry Industrie	DOLLARS IN THOUSANDS - DOLLARS EN MILLIERS												
		1984	1985	1986	1987	1988	1989	1990	1991	1992	1993	1994	1995	1996
NEWFOUNDLAND TERRE-NEUVE														
771-779 Comm., business & pers. services - Services 851-999 socio-culturels, comm. et pers.		3,008	3,284	3,406	4,405	4,761	5,485	5,889	5,844	5,757	6,203	6,617	6,968	8,282
451-484 Service producing industries - Branches 501-999 productrices de services		7,293	7,752	7,907	9,490	10,392	11,426	12,922	12,302	12,584	12,995	13,790	14,678	16,734
041-999 Industrial aggregate - Ensemble des industries		14,936	15,282	16,038	18,897	21,332	23,512	24,448	22,985	22,422	23,817	27,161	28,194	30,052
PRINCE EDWARD ISLAND ILE-DU-PRINCE-ÉDOUARD														
101-399 Manufacturing - Industries manufacturières		505	569	582	665	749	797	824	766	890	858	908	993	1,316
401-449 Construction - Construction		360	363	428	521	676	628	802	684	685	704	762	1,925	2,944
041-449 Goods producing industries - Branches 491-499 productrices de biens		960	1,022	1,108	1,304	1,552	1,567	1,784	1,631	1,762	1,754	1,859	3,099	4,405
451-499 Transportation, storage, comm. & other utilities - Transp., entreposage, comm. et autres services publics		619	638	530	491	539	622	692	697	695	744	737	735	645
501-692 Trade - Commerce		579	582	656	712	849	842	958	955	917	1,053	1,123	1,236	1,199
771-779 Comm., business & pers. services - Services 851-999 socio-culturels, comm. et pers.		469	516	575	723	831	889	1,052	1,133	1,132	1,228	1,451	2,101	2,443
451-484 Service producing industries - Branches 501-999 productrices de services		1,629	1,718	1,745	1,994	2,368	2,281	2,630	2,759	2,917	3,241	3,547	4,434	4,804
041-999 Industrial aggregate - Ensemble des industries		2,589	2,740	2,853	3,298	3,921	3,848	4,413	4,390	4,679	4,994	5,406	7,533	9,210
NOVA SCOTIA NOUVELLE-ÉCOSSE														
061-092 Mining (incl. milling), quarrying and oil wells Mines (y compris broyage), carrières et puits de pétrole		1,479	1,702	1,952	2,163	2,233	1,736	2,096	2,222	1,820	1,928	2,056	2,126	1,465
101-399 Manufacturing - Industries manufacturières		9,215	9,331	9,618	11,422	12,543	12,882	12,837	11,931	12,657	11,915	12,562	13,510	13,805
401-449 Construction - Construction		3,650	3,789	4,325	5,115	5,622	6,943	7,099	5,885	5,126	5,300	4,843	4,952	4,953
041-449 Goods producing industries - Branches 491-499 productrices de biens		15,228	15,795	16,932	19,706	21,422	22,652	23,304	21,285	20,854	20,442	20,924	22,149	21,794
451-499 Transportation, storage, comm. & other utilities - Transp., entreposage, comm. et autres services publics		5,964	6,194	6,420	6,673	6,992	7,162	7,577	7,205	7,324	7,509	7,435	7,010	6,523
501-692 Trade - Commerce		5,546	6,089	6,286	6,365	6,883	7,918	8,869	8,232	7,904	8,651	9,378	9,911	9,396

Annual Estimates of Employment, Earnings and Hours, 1984-1996, Statistics Canada
Estimations annuelles de l'emploi, des gains et de la durée du travail, 1984-1996, Statistique Canada

Table 7A

Estimates of Total Weekly Payrolls, for Employees paid by the Hour, for Selected Industries, Canada, Provinces and Territories.

Tableau 7A

Estimations de la rémunération hebdo. brute, pour les salariés rémunérés à l'heure, pour une sélection d'industries, Canada, provinces et territoires.

SIC 1980 CTI	Industry Industrie	DOLLARS IN THOUSANDS - DOLLARS EN MILLIERS												
		1984	1985	1986	1987	1988	1989	1990	1991	1992	1993	1994	1995	1996
NOVA SCOTIA NOUVELLE-ÉCOSSE														
701-761	Finance, insurance & real estate - Finances, assur. & affaires immobilières	299	298	302	335	378	527	650	534	587	871	970	1,010	1,293
771-779	Comm., business & pers. services - Services socio-culturels, comm. et pers.	6,478	7,346	7,911	8,843	10,014	11,233	12,335	13,142	13,912	13,702	14,958	16,866	17,806
451-484	Service producing industries - Branches productrices de services	17,835	19,452	20,386	21,647	23,662	25,965	28,435	28,252	29,412	30,437	32,303	34,504	35,176
041-999	Industrial aggregate - Ensemble des industries	33,062	35,247	37,318	41,353	45,084	48,617	51,739	49,538	50,266	50,879	53,227	56,653	56,971
NEW BRUNSWICK NOUVEAU-BRUNSWICK														
041-051	Logging and forestry - Exploitation forestière et serv. forestiers	427	481	940	665	778	1,113	994	901	855	1,034	840	1,066	936
061-092	Mining (incl. milling), quarrying and oil wells - Mines (y compris broyage), carrières et puits de pétrole	1,237	1,401	1,368	1,459	1,548	1,615	1,162	1,230	1,455	1,420	1,491	1,590	1,712
101-399	Manufacturing - Industries manufacturières	8,204	8,136	9,302	10,570	11,972	12,828	12,315	12,049	12,539	12,865	13,311	13,817	12,612
401-449	Construction - Construction	2,226	2,394	3,090	3,608	4,584	6,260	6,179	5,886	5,576	5,227	4,921	4,784	4,959
041-449	Goods producing industries - Branches productrices de biens	12,408	12,678	14,952	16,573	19,142	22,106	20,927	20,358	20,738	20,910	20,835	21,528	20,415
451-499	Transportation, storage, comm. & other utilities - Transp., entreposage, comm. et autres services publics	4,318	4,389	4,287	3,306	3,267	3,724	3,797	3,890	3,886	4,150	4,155	4,263	4,461
501-692	Trade - Commerce	4,331	4,805	5,166	5,311	5,655	6,478	6,771	7,445	6,851	7,012	7,677	7,882	7,831
701-761	Finance, insurance & real estate - Finances, assur. & affaires immobilières	314	366	393	442	390	492	546	626	677	714	824	835	972
771-779	Comm., business & pers. services - Services socio-culturels, comm. et pers.	7,622	8,472	9,746	10,759	11,580	13,124	14,083	14,958	15,410	15,776	16,562	16,762	18,081
451-484	Service producing industries - Branches productrices de services	16,492	18,019	19,594	19,959	21,278	23,529	24,920	26,812	27,314	28,221	29,802	30,625	32,616
041-999	Industrial aggregate - Ensemble des industries	28,900	30,696	34,546	36,531	40,421	45,634	45,847	47,170	48,051	49,132	50,637	52,154	53,031
QUÉBEC														
041-051	Logging and forestry - Exploitation forestière et serv. forestiers	2,347	2,236	2,148	2,500	2,883	2,915	2,684	2,806	2,929	3,459	3,365	3,639	3,255

Annual Estimates of Employment, Earnings and Hours, 1984-1996, Statistics Canada
Estimations annuelles de l'emploi, des gains et de la durée du travail, 1984-1996, Statistique Canada

Table 7A

Estimates of Total Weekly Payrolls, for Employees paid by the Hour, for Selected Industries, Canada, Provinces and Territories.

Tableau 7A

Estimations de la rémunération hebdo. brute, pour les salariés rémunérés à l'heure, pour une sélection d'industries, Canada, provinces et territoires.

SIC 1980 CTI	Industry Industrie	DOLLARS IN THOUSANDS - DOLLARS EN MILLIERS												
		1984	1985	1986	1987	1988	1989	1990	1991	1992	1993	1994	1995	1996
QUÉBEC														
061-092	Mining (incl. milling), quarrying and oil wells Mines (y compris broyage), carrières et puits de pétrole	6,968	7,699	7,694	7,978	8,666	8,822	9,172	8,596	8,598	7,754	8,801	8,665	8,213
101-399	Manufacturing - Industries manufacturières	124,031	131,679	139,316	154,954	164,859	172,875	165,388	157,966	157,721	164,457	164,563	177,208	184,449
401-449	Construction - Construction	39,364	51,862	52,994	57,694	62,421	72,164	66,513	53,223	42,280	45,116	46,277	48,960	42,102
041-449	Goods producing industries - Branches													
491-499	productrices de biens	178,808	200,411	209,070	230,883	247,680	266,064	253,027	232,704	222,009	231,983	234,437	249,698	247,790
451-499	Transportation, storage, comm. & other utilities - Transp., entreposage, comm. et autres services publics	31,255	31,787	31,217	29,216	35,332	35,085	36,236	39,411	43,291	45,203	46,731	46,516	45,731
501-692	Trade - Commerce	57,207	59,799	64,608	72,827	76,187	80,602	93,371	84,809	77,423	83,499	90,444	91,478	93,171
701-761	Finance, insurance & real estate - Finances, assur. & affaires immobilières	5,340	5,646	6,963	7,635	10,182	11,043	10,491	11,324	9,309	10,372	11,222	12,111	13,839
771-779	Comm., business & pers. services - Services													
851-999	socio-culturels, comm. et pers.	87,416	100,966	108,456	119,997	133,413	144,522	157,190	169,533	176,565	180,374	184,212	193,424	206,395
451-484	Service producing industries - Branches													
501-999	productrices de services	181,593	197,648	211,646	229,573	254,909	261,996	288,020	297,275	306,202	317,876	331,448	343,392	361,619
041-999	Industrial aggregate - Ensemble des													
	industries	360,401	398,059	420,716	460,456	502,589	528,060	541,047	529,980	528,211	549,860	565,885	593,090	609,409
ONTARIO														
041-051	Logging and forestry - Exploitation forestière et serv. forestiers	4,601	4,481	4,514	4,489	3,960	4,277	3,782	3,383	4,064	4,016	3,707	4,206	3,962
061-092	Mining (incl. milling), quarrying and oil wells Mines (y compris broyage), carrières et puits de pétrole	9,926	9,904	9,748	11,132	13,128	13,077	12,750	12,385	11,606	12,180	11,809	13,737	14,214
101-399	Manufacturing - Industries manufacturières	254,033	276,516	293,783	317,579	334,415	356,531	334,872	305,714	303,083	313,719	344,929	360,602	378,958
401-449	Construction - Construction	57,722	69,206	80,882	88,964	95,814	106,082	110,154	94,085	73,024	64,107	70,508	74,820	76,516
041-449	Goods producing industries - Branches													
491-499	productrices de biens	338,630	373,426	403,438	437,558	464,388	498,705	483,417	438,102	415,045	416,782	455,184	476,484	496,322
451-499	Transportation, storage, comm. & other utilities - Transp., entreposage, comm. et autres services publics	52,594	54,906	57,602	52,864	58,932	63,035	69,535	70,162	71,704	69,976	74,436	74,034	77,903
501-692	Trade - Commerce	88,599	96,474	105,146	107,826	113,041	127,126	138,590	124,390	126,185	133,566	138,219	146,630	160,495
701-761	Finance, insurance & real estate - Finances, assur. & affaires immobilières	5,047	5,945	7,242	8,942	11,086	14,394	17,188	13,054	12,298	13,795	15,765	17,979	20,829
771-779	Comm., business & pers. services - Services													
851-999	socio-culturels, comm. et pers.	127,841	140,185	152,786	176,084	182,536	203,732	223,870	237,003	231,340	245,346	252,609	275,396	290,641

Annual Estimates of Employment, Earnings and Hours, 1984-1996, Statistics Canada
Estimations annuelles de l'Emploi, des gains et de la durée du travail, 1984-1996, Statistique Canada

Table 7A

Estimates of Total Weekly Payrolls, for Employees paid by the Hour, for Selected Industries, Canada, Provinces and Territories.

Tableau 7A

Estimations de la rémunération hebdo. brute, pour les salariés rémunérés à l'heure, pour une sélection d'industries, Canada, provinces et territoires.

SIC 1980 CTI	Industry Industrie	DOLLARS IN THOUSANDS - DOLLARS EN MILLIERS												
		1984	1985	1986	1987	1988	1989	1990	1991	1992	1993	1994	1995	1996
ONTARIO														
	451-484 Service producing industries - Branches 501-999 productrices de services	266,182	288,833	313,317	335,702	354,612	389,567	427,327	424,275	427,396	448,839	465,873	500,829	539,376
	041-999 Industrial aggregate - Ensemble des industries	604,812	662,259	716,755	773,260	819,000	888,272	910,744	862,377	842,441	865,622	921,056	977,313	1,035,698
MANITOBA														
	061-092 Mining (incl. milling), quarrying and oil wells Mines (y compris broyage), carrières et puits de pétrole	2,038	2,027	1,829	1,835	2,134	2,729	2,650	2,443	2,531	2,556	2,310	2,301	1,694
	101-399 Manufacturing - Industries manufacturières	13,157	13,796	14,682	16,225	17,043	18,075	17,912	15,281	15,454	15,753	16,424	18,125	19,179
	401-449 Construction - Construction	4,594	4,727	5,995	6,870	6,591	6,403	6,581	5,689	5,887	5,000	5,645	6,440	5,423
	041-449 Goods producing industries - Branches 491-499 productrices de biens	20,558	21,363	23,364	25,833	26,765	28,251	28,314	24,646	25,131	24,573	25,806	28,388	28,010
	451-499 Transportation, storage, comm. & other utilities - Transp., entreposage, comm. et autres services publics	10,452	9,620	9,472	7,376	8,411	9,705	10,225	10,134	10,063	9,714	10,135	9,171	9,226
	501-692 Trade - Commerce	8,579	9,333	9,701	10,386	10,588	10,740	11,450	10,517	10,440	11,334	13,307	13,071	13,041
	701-761 Finance, insurance & real estate - Finances, assur. & affaires immobilières	317	421	530	511	620	853	890	1,098	1,098	1,043	1,137	938	1,167
	771-779 Comm., business & pers. services - Services 851-999 socio-culturels, comm. et pers.	11,090	13,460	14,407	16,193	18,854	20,038	22,088	22,147	23,259	24,193	26,080	27,053	28,892
	451-484 Service producing industries - Branches 501-999 productrices de services	29,881	32,211	33,442	33,790	38,124	40,367	43,574	42,987	44,695	46,036	50,376	49,906	52,406
	041-999 Industrial aggregate - Ensemble des industries	50,439	53,574	56,806	59,624	64,889	68,617	71,887	67,633	69,826	70,610	76,182	78,294	80,416
SASKATCHEWAN														
	061-092 Mining (incl. milling), quarrying and oil wells Mines (y compris broyage), carrières et puits de pétrole	3,480	3,609	3,096	3,298	3,287	3,076	3,118	2,996	3,233	3,115	3,550	3,920	3,358
	101-399 Manufacturing - Industries manufacturières	5,794	6,062	5,879	6,612	7,124	7,942	7,612	6,206	6,478	6,621	7,734	8,632	8,552
	401-449 Construction - Construction	3,815	3,464	3,810	4,513	4,588	4,747	4,789	3,975	4,165	4,439	5,597	4,812	4,843
	041-449 Goods producing industries - Branches 491-499 productrices de biens	14,375	13,524	13,028	14,603	15,274	16,078	15,964	13,577	14,278	14,675	17,430	17,957	17,228
	451-499 Transportation, storage, comm. & other utilities - Transp., entreposage, comm. et autres services publics	5,389	4,604	4,744	3,081	3,300	3,405	3,340	3,285	3,373	3,585	3,874	3,600	3,365
	501-692 Trade - Commerce	7,742	8,163	8,128	8,955	9,373	9,127	9,724	9,520	9,621	9,814	10,878	11,036	10,889

Annual Estimates of Employment, Earnings and Hours, 1984-1996, Statistics Canada
Estimations annuelles de l'Emploi, des gains et de la durée du travail, 1984-1996, Statistique Canada

Table 7A

Estimates of Total Weekly Payrolls, for Employees paid by the Hour, for Selected Industries, Canada, Provinces and Territories.

Tableau 7A

Estimations de la rémunération hebdo. brute, pour les salariés rémunérés à l'heure, pour une sélection d'industries, Canada, provinces et territoires.

SIC 1980 CTI	Industry Industrie	DOLLARS IN THOUSANDS - DOLLARS EN MILLIERS												
		1984	1985	1986	1987	1988	1989	1990	1991	1992	1993	1994	1995	1996
SASKATCHEWAN														
701-761	Finance, insurance & real estate - Finances, assur. & affaires immobilières	432	442	451	498	530	560	713	720	759	870	953	985	1,222
771-779	Comm., business & pers. services - Services socio-culturels, comm. et pers.	12,420	14,015	15,121	16,210	16,803	17,751	19,518	19,437	20,062	19,590	20,815	21,492	22,707
451-484	Service producing industries - Branches	24,978	27,136	28,554	28,921	30,184	30,728	33,062	32,870	34,074	34,043	36,687	37,782	39,209
501-999	productrices de services													
041-999	Industrial aggregate - Ensemble des industries	39,352	40,660	41,582	43,524	45,458	46,806	49,026	46,447	48,353	48,719	54,118	55,739	56,438
ALBERTA														
041-051	Logging and forestry - Exploitation forestière et serv. forestiers	269	290	299	324	382	518	618	776	838	860	858	975	936
061-092	Mining (incl. milling), quarrying and oil wells Mines (y compris broyage), carrières et puits de pétrole	14,905	19,144	16,509	16,019	18,458	17,872	19,445	20,822	18,422	19,125	26,711	18,462	18,223
101-399	Manufacturing - Industries manufacturières	20,918	21,799	22,389	25,280	27,822	29,271	31,068	28,307	27,755	29,646	31,120	31,757	35,383
401-449	Construction - Construction	19,256	20,842	19,500	18,656	21,396	25,296	31,405	25,029	23,456	24,650	25,092	25,406	26,215
041-449	Goods producing industries - Branches	57,183	63,988	60,626	62,382	70,393	75,529	85,398	77,786	73,520	77,312	86,672	79,438	82,870
491-499	productrices de biens													
451-499	Transportation, storage, comm. & other utilities - Transp., entreposage, comm. et autres services publics	16,243	17,575	16,080	13,134	15,089	15,801	17,556	16,059	16,708	17,368	16,392	16,195	15,512
501-692	Trade - Commerce	22,214	24,567	24,106	26,212	28,883	30,884	33,702	34,043	32,151	33,109	36,570	37,013	39,345
701-761	Finance, insurance & real estate - Finances, assur. & affaires immobilières	1,240	1,446	1,197	1,451	1,885	1,900	2,345	2,149	2,469	2,726	2,788	3,823	4,135
771-779	Comm., business & pers. services - Services socio-culturels, comm. et pers.	32,713	37,210	40,328	43,398	47,684	55,125	58,378	57,216	57,376	61,238	67,813	65,070	77,447
451-484	Service producing industries - Branches	72,196	80,666	81,678	84,082	93,154	101,142	109,120	107,508	109,625	115,129	124,132	123,007	139,536
501-999	productrices de services													
041-999	Industrial aggregate - Ensemble des industries	129,379	144,654	142,304	146,464	163,547	176,671	194,518	185,294	183,145	192,441	210,804	202,445	222,406
BRITISH COLUMBIA COLOMBIE-BRITANNIQUE														
041-051	Logging and forestry - Exploitation forestière et serv. forestiers	8,400	8,359	6,753	9,403	9,808	11,284	9,556	10,379	9,855	10,541	11,419	12,127	14,057
061-092	Mining (incl. milling), quarrying and oil wells Mines (y compris broyage), carrières et puits de pétrole	5,376	6,013	5,812	6,359	8,056	7,982	7,949	7,644	6,244	5,083	5,711	7,375	6,742

Annual Estimates of Employment, Earnings and Hours, 1984-1996, Statistics Canada
Estimations annuelles de l'Emploi, des gains et de la durée du travail, 1984-1996, Statistique Canada

Table 7A

Estimates of Total Weekly Payrolls, for Employees paid by the Hour, for Selected Industries, Canada, Provinces and Territories.

Tableau 7A

Estimations de la rémunération hebdo. brute, pour les salariés rémunérés à l'heure, pour une sélection d'industries, Canada, provinces et territoires.

SIC 1980 CTI	Industry Industrie	DOLLARS IN THOUSANDS - DOLLARS EN MILLIERS												
		1984	1985	1986	1987	1988	1989	1990	1991	1992	1993	1994	1995	1996
BRITISH COLUMBIA COLOMBIE-BRITANNIQUE														
101-399	Manufacturing - Industries manufacturières	50,062	52,163	52,247	61,588	67,370	71,859	74,542	66,100	66,610	69,744	74,301	73,510	82,581
401-449	Construction - Construction	14,942	17,172	15,178	16,549	18,553	27,038	30,784	27,792	30,383	30,128	30,347	30,774	30,617
041-449	Goods producing industries - Branches	81,260	86,026	82,297	96,363	106,291	120,916	125,906	115,323	116,583	119,476	125,738	127,721	137,976
451-499	Transportation, storage, comm. & other utilities - Transp., entreposage, comm. et autres services publics	32,254	31,681	32,682	30,942	33,789	35,922	34,338	34,063	33,141	36,108	41,059	39,123	31,205
501-692	Trade - Commerce	33,419	35,152	36,862	39,862	42,984	45,995	51,737	51,216	52,811	55,699	54,391	61,061	58,390
701-761	Finance, insurance & real estate - Finances, assur. & affaires immobilières	1,588	1,547	1,868	1,945	2,220	3,591	4,356	4,167	3,889	5,531	5,427	5,178	6,296
771-779	Comm., business & pers. services - Services socio-culturels, comm. et pers.	45,051	47,691	48,664	53,216	59,492	65,126	76,275	80,100	82,700	86,700	97,669	106,731	110,933
451-484	Service producing industries - Branches	111,379	115,588	120,852	125,746	138,588	147,896	163,633	167,129	173,257	184,505	199,280	213,276	209,082
041-999	Industrial aggregate - Ensemble des industries	192,639	201,614	203,149	222,108	244,879	268,812	289,539	282,451	289,840	303,980	325,018	340,997	347,058
YUKON														
041-449	Goods producing industries - Branches	577	373	639	685	779	825	704	686	934	722	839	854	1,122
451-499	Transportation, storage, comm. & other utilities - Transp., entreposage, comm. et autres services publics	490	475	492	521	546	522	452	427	396	352	366	334	408
501-692	Trade - Commerce	240	271	328	316	345	391	439	436	472	453	466	455	501
771-779	Comm., business & pers. services - Services socio-culturels, comm. et pers.	195	178	223	264	299	341	365	380	438	490	552	574	751
451-484	Service producing industries - Branches	941	947	1,078	1,185	1,378	1,311	1,318	1,343	1,603	1,558	1,707	1,720	2,140
041-999	Industrial aggregate - Ensemble des industries	1,518	1,320	1,717	1,870	2,156	2,136	2,022	2,030	2,537	2,280	2,546	2,574	3,262
NORTHWEST TERRITORIES TERRITOIRES DU NORD-OUEST														
401-449	Construction - Construction	261	278	288	321	409	364	435	431	430	585	714	724	574
041-449	Goods producing industries - Branches	2,003	2,237	1,915	1,833	2,158	2,134	2,290	2,145	1,863	1,792	2,063	2,036	2,154

Annual Estimates of Employment, Earnings and Hours, 1984-1996, Statistics Canada
Estimations annuelles de l'Emploi, des gains et de la durée du travail, 1984-1996, Statistique Canada

Table 7A

Estimates of Total Weekly Payrolls, for Employees paid by the Hour, for Selected Industries, Canada, Provinces and Territories.

Tableau 7A

Estimations de la rémunération hebdo. brute, pour les salariés rémunérés à l'heure, pour une sélection d'industries, Canada, provinces et territoires.

SIC 1980 CTI	Industry Industrie	DOLLARS IN THOUSANDS - DOLLARS EN MILLIERS												
		1984	1985	1986	1987	1988	1989	1990	1991	1992	1993	1994	1995	1996
NORTHWEST TERRITORIES TERRITOIRES DU NORD-OUEST														
451-499	Transportation, storage, comm. & other utilities - Transp., entreposage, comm. et autres services publics	467	459	444	406	446	567	596	567	662	642	662	676	746
501-692	Trade - Commerce	255	286	286	335	386	430	492	494	519	545	631	709	757
701-761	Finance, insurance & real estate - Finances, assur. & affaires immobilières	61	82	155	161	228	184	172	199	211	276	261	252	293
771-779 851-999	Comm., business & pers. services - Services socio-culturels, comm. et pers.	348	371	383	445	680	906	956	963	1,074	1,226	1,327	1,397	1,655
451-484 501-999	Service producing industries - Branches productrices de services	1,076	1,141	1,204	1,311	1,835	1,919	2,071	2,214	2,650	2,900	3,047	3,135	4,033
041-999	Industrial aggregate - Ensemble des industries	3,079	3,378	3,120	3,144	3,994	4,054	4,361	4,359	4,513	4,692	5,110	5,171	6,187

Annual Estimates of Employment, Earnings and Hours, 1984-1996, Statistics Canada
Estimations annuelles de l'Emploi, des gains et de la durée du travail, 1984-1996, Statistique Canada

Table 7B

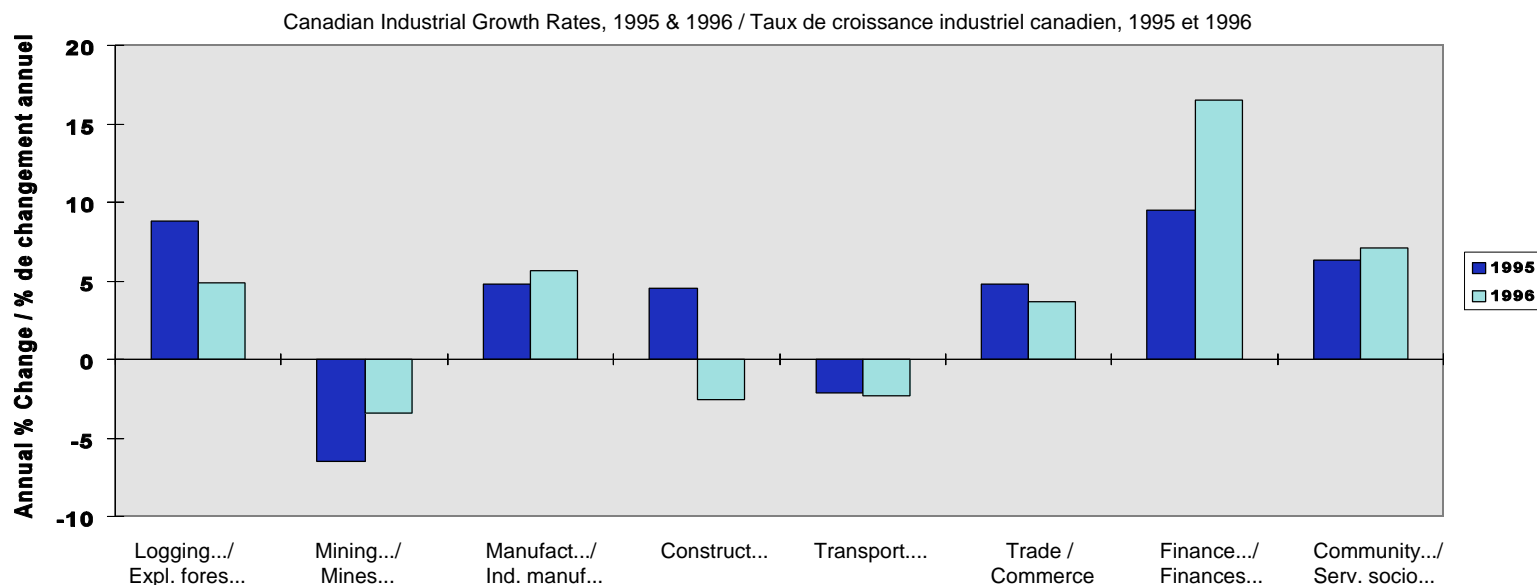
Tableau 7B

Growth rates for the Estimates of Total Weekly Payrolls, for Employees paid by the Hour, for Selected Industries, Canada, Provinces and Territories.

Since 1993, total weekly payroll growth rates for employees paid by the hour have been highest in Finance, Insurance & Real Estate.

Taux de croissance pour les estimations de la rémunération hebdomadaire brute pour les salariés rémunérés à l'heure, pour une sélection d'industries, Canada, provinces et territoires.

Depuis 1993, le taux de croissance de la rémunération hebdomadaire brute des salariés rémunérés à l'heure dans l'industrie des finances, assurances et affaires immobilières, était le plus élevé.



Canada, Provinces and Territories/
Canada, Provinces et Territoires

Page

204

Table 7B

Growth Rates for the Estimates of Total Weekly Payrolls, for Employees paid by the Hour, for Selected Industries, Canada, Provinces and Territories.

Tableau 7B

Taux de croissance pour les estimations de la rémunération hebdo. brute, pour les salariés rému. à l'heure, pour une sélection d'industries, Ca, prov. et terr.

SIC 1980 CTI	Industry Industrie	GROWTH RATES - TAUX DE CROISSANCE												
		1984	1985	1986	1987	1988	1989	1990	1991	1992	1993	1994	1995	1996
CANADA														
041-051	Logging and forestry - Exploitation forestière et serv. forestiers	2.1%	-2.1%	-7.1%	17.9%	3.0%	12.8%	-11.4%	3.3%	1.3%	7.1%	3.2%	8.8%	4.9%
061-092	Mining (incl. milling), quarrying and oil wells Mines (y compris broyage), carrières et puits de pétrole	14.6	12.6	-7.0	4.7	14.8	-1.1	2.7	-0.4	-7.7	-2.0	17.4	-6.5	-3.4
101-399	Manufacturing - Industries manufacturières	9.0	7.0	5.3	10.5	6.5	6.1	-3.8	-8.1	-0.3	3.6	6.4	4.8	5.6
401-449	Construction - Construction	2.3	18.7	7.4	8.6	9.1	16.1	3.3	-15.8	-14.0	-2.3	6.1	4.5	-2.6
041-449	Goods producing industries - Branches													
491-499	productrices de biens	7.7	9.4	4.7	9.8	7.6	8.1	-1.3	-8.9	-3.8	2.0	6.8	3.8	2.9
451-499	Transportation, storage, comm. & other utilities - Transp., entreposage, comm. et autres services publics	5.6	1.5	0.8	-9.6	12.5	5.3	5.2	0.8	2.8	2.1	5.4	-2.1	-2.3
501-692	Trade - Commerce	10.8	7.3	6.5	7.0	5.8	8.7	11.2	-6.8	-2.0	5.9	5.4	4.8	3.7
701-761	Finance, insurance & real estate - Finances, assur. & affaires immobilières	18.2	10.7	17.9	14.8	25.5	21.8	11.4	-9.3	-7.4	15.5	8.9	9.5	16.5
771-779	Comm., business & pers. services - Services	7.7	11.7	7.6	12.1	8.1	10.5	10.0	5.0	1.2	4.3	5.3	6.3	7.1
851-999	socio-culturels, comm. et pers.	7.7	11.7	7.6	12.1	8.1	10.5	10.0	5.0	1.2	4.3	5.3	6.3	7.1
451-484	Service producing industries - Branches													
501-999	productrices de services	8.4	8.2	6.4	6.2	8.6	7.0	9.5	0.8	2.3	4.6	5.4	5.1	5.9
041-999	Industrial aggregate - Ensemble des industries	8.0	8.8	5.5	8.0	8.1	7.5	4.0	-3.9	-0.5	3.5	6.0	4.5	4.6
NEWFOUNDLAND TERRE-NEUVE														
061-092	Mining (incl. milling), quarrying and oil wells Mines (y compris broyage), carrières et puits de pétrole	7.9	-5.0	-3.6	1.3	30.0	7.7	7.9	-5.5	-9.7	-1.1	20.4	0.6	0.6
101-399	Manufacturing - Industries manufacturières	-5.3	8.9	4.7	23.2	8.2	6.6	-7.4	-6.7	-12.9	-5.6	-4.9	1.5	6.9
401-449	Construction - Construction	-14.0	-12.5	34.0	9.0	38.5	23.9	-7.8	-13.3	3.9	50.8	51.8	1.1	-15.5
041-449	Goods producing industries - Branches													
491-499	productrices de biens	-4.2	-1.5	8.0	15.7	16.3	10.5	-4.6	-7.3	-7.9	10.0	23.6	1.1	-1.5
451-499	Transportation, storage, comm. & other utilities - Transp., entreposage, comm. et autres services publics	-8.9	7.6	-11.5	-1.2	5.7	-0.8	17.8	-1.8	1.0	-3.4	3.4	2.3	50.5
501-692	Trade - Commerce	1.6	0.1	12.7	20.4	12.3	13.6	17.6	-11.7	3.1	-0.8	9.5	8.6	-7.8
701-761	Finance, insurance & real estate - Finances, assur. & affaires immobilières	45.5	2.5	6.0	23.2	-2.5	20.1	26.4	-1.7	-0.4	12.5	29.3	3.3	51.2

Annual Estimates of Employment, Earnings and Hours, 1984-1996, Statistics Canada
Estimations annuelles de l'Emploi, des gains et de la durée du travail, 1984-1996, Statistique Canada

Table 7B

Growth Rates for the Estimates of Total Weekly Payrolls, for Employees paid by the Hour, for Selected Industries, Canada, Provinces and Territories.

Tableau 7B

Taux de croissance pour les estimations de la rémunération hebdo. brute, pour les salariés rému. à l'heure, pour une sélection d'industries, Ca, prov. et terr.

SIC 1980 CTI	Industry Industrie	GROWTH RATES - TAUX DE CROISSANCE												
		1984	1985	1986	1987	1988	1989	1990	1991	1992	1993	1994	1995	1996
NEWFOUNDLAND TERRE-NEUVE														
771-779 851-999	Comm., business & pers. services - Services socio-culturels, comm. et pers.	3.6%	9.2%	3.7%	29.3%	8.1%	15.2%	7.4%	-0.8%	-1.5%	7.7%	6.7%	5.3%	18.9%
451-484 501-999	Service producing industries - Branches productrices de services	-0.3	6.3	2.0	20.0	9.5	9.9	13.1	-4.8	2.3	3.3	6.1	6.4	14.0
041-999	Industrial aggregate - Ensemble des industries	-2.3	2.3	5.0	17.8	12.9	10.2	4.0	-6.0	-2.5	6.2	14.0	3.8	6.6
PRINCE EDWARD ISLAND ILE-DU-PRINCE-ÉDOUARD														
101-399	Manufacturing - Industries manufacturières	0.6	12.7	2.3	14.1	12.7	6.3	3.4	-7.0	16.3	-3.6	5.8	9.4	32.5
401-449	Construction - Construction	5.8	0.7	17.8	22.0	29.7	-7.1	27.5	-14.7	0.2	2.7	8.2	152.5	52.9
041-449 491-499	Goods producing industries - Branches productrices de biens	3.4	6.5	8.3	17.7	19.0	0.9	13.8	-8.6	8.1	-0.5	6.0	66.7	42.1
451-499	Transportation, storage, comm. & other utilities - Transp., entreposage, comm. et autres services publics	8.7	3.0	-16.9	-7.4	9.6	15.4	11.3	0.8	-0.4	7.1	-1.0	-0.3	-12.3
501-692	Trade - Commerce	6.2	0.6	12.6	8.7	19.1	-0.8	13.8	-0.3	-4.0	14.8	6.6	10.1	-3.0
771-779 851-999	Comm., business & pers. services - Services socio-culturels, comm. et pers.	3.1	10.1	11.4	25.7	15.1	6.9	18.4	7.7	..	8.5	18.1	44.8	16.3
451-484 501-999	Service producing industries - Branches productrices de services	6.6	5.5	1.6	14.2	18.8	-3.7	15.3	4.9	5.7	11.1	9.5	25.0	8.4
041-999	Industrial aggregate - Ensemble des industries	5.4	5.8	4.1	15.6	18.9	-1.9	14.7	-0.5	6.6	6.7	8.2	39.3	22.3
NOVA SCOTIA NOUVELLE-ÉCOSSE														
061-092	Mining (incl. milling), quarrying and oil wells Mines (y compris broyage), carrières et puits de pétrole	-11.6	15.1	14.7	10.8	3.2	-22.3	20.7	6.0	-18.1	5.9	6.6	3.4	-31.1
101-399	Manufacturing - Industries manufacturières	6.7	1.3	3.1	18.8	9.8	2.7	-0.3	-7.1	6.1	-5.9	5.4	7.5	2.2
401-449	Construction - Construction	35.7	3.8	14.2	18.3	9.9	23.5	2.2	-17.1	-12.9	3.4	-8.6	2.2	..
041-449 491-499	Goods producing industries - Branches productrices de biens	10.1	3.7	7.2	16.4	8.7	5.7	2.9	-8.7	-2.0	-2.0	2.4	5.9	-1.6
451-499	Transportation, storage, comm. & other utilities - Transp., entreposage, comm. et autres services publics	9.8	3.9	3.6	3.9	4.8	2.4	5.8	-4.9	1.6	2.5	-1.0	-5.7	-6.9
501-692	Trade - Commerce	9.2	9.8	3.2	1.3	8.1	15.0	12.0	-7.2	-4.0	9.5	8.4	5.7	-5.2

Annual Estimates of Employment, Earnings and Hours, 1984-1996, Statistics Canada
Estimations annuelles de l'Emploi, des gains et de la durée du travail, 1984-1996, Statistique Canada

Table 7B

Growth Rates for the Estimates of Total Weekly Payrolls, for Employees paid by the Hour, for Selected Industries, Canada, Provinces and Territories.

Tableau 7B

Taux de croissance pour les estimations de la rémunération hebdo. brute, pour les salariés rému. à l'heure, pour une sélection d'industries, Ca, prov. et terr.

SIC 1980 CTI	Industry Industrie	GROWTH RATES - TAUX DE CROISSANCE												
		1984	1985	1986	1987	1988	1989	1990	1991	1992	1993	1994	1995	1996
NOVA SCOTIA NOUVELLE-ÉCOSSE														
701-761	Finance, insurance & real estate - Finances, assur. & affaires immobilières	32.7%	-0.4%	1.6%	10.8%	12.9%	39.4%	23.3%	-17.9%	9.9%	48.4%	11.4%	4.1%	28.0%
771-779 851-999	Comm., business & pers. services - Services socio-culturels, comm. et pers.	10.0	13.4	7.7	11.8	13.2	12.2	9.8	6.5	5.9	-1.5	9.2	12.8	5.6
451-484 501-999	Service producing industries - Branches productrices de services	10.3	9.1	4.8	6.2	9.3	9.7	9.5	-0.6	4.1	3.5	6.1	6.8	1.9
041-999	Industrial aggregate - Ensemble des industries	10.2	6.6	5.9	10.8	9.0	7.8	6.4	-4.3	1.5	1.2	4.6	6.4	0.6
NEW BRUNSWICK NOUVEAU-BRUNSWICK														
041-051	Logging and forestry - Exploitation forestière et serv. forestiers	4.5	12.8	95.4	-29.3	17.0	43.1	-10.7	-9.4	-5.1	21.0	-18.8	27.0	-12.3
061-092	Mining (incl. milling), quarrying and oil wells - Mines (y compris broyage), carrières et puits de pétrole	14.4	13.2	-2.4	6.7	6.1	4.3	-28.0	5.8	18.3	-2.5	5.0	6.7	7.7
101-399	Manufacturing - Industries manufacturières	3.8	-0.8	14.3	13.6	13.3	7.2	-4.0	-2.2	4.1	2.6	3.5	3.8	-8.7
401-449	Construction - Construction	-15.2	7.5	29.1	16.8	27.1	36.6	-1.3	-4.7	-5.3	-6.3	-5.9	-2.8	3.7
041-449 491-499	Goods producing industries - Branches productrices de biens	1.4	2.2	17.9	10.8	15.5	15.5	-5.3	-2.7	1.9	0.8	-0.4	3.3	-5.2
451-499	Transportation, storage, comm. & other utilities - Transp., entreposage, comm. et autres services publics	15.9	1.6	-2.3	-22.9	-1.2	14.0	2.0	2.5	-0.1	6.8	0.1	2.6	4.6
501-692	Trade - Commerce	11.3	10.9	7.5	2.8	6.5	14.6	4.5	10.0	-8.0	2.4	9.5	2.7	-0.6
701-761	Finance, insurance & real estate - Finances, assur. & affaires immobilières	1.3	16.2	7.4	12.7	-11.8	26.1	11.0	14.7	8.0	5.4	15.4	1.3	16.4
771-779 851-999	Comm., business & pers. services - Services socio-culturels, comm. et pers.	6.8	11.1	15.0	10.4	7.6	13.3	7.3	6.2	3.0	2.4	5.0	1.2	7.9
451-484 501-999	Service producing industries - Branches productrices de services	9.9	9.3	8.7	1.9	6.6	10.6	5.9	7.6	1.9	3.3	5.6	2.8	6.5
041-999	Industrial aggregate - Ensemble des industries	6.1	6.2	12.5	5.7	10.6	12.9	0.5	2.9	1.9	2.2	3.1	3.0	1.7
QUÉBEC														
041-051	Logging and forestry - Exploitation forestière et serv. forestiers	-1.0	-4.8	-3.9	16.4	15.3	1.1	-7.9	4.5	4.4	18.1	-2.7	8.2	-10.6

Annual Estimates of Employment, Earnings and Hours, 1984-1996, Statistics Canada
Estimations annuelles de l'Emploi, des gains et de la durée du travail, 1984-1996, Statistique Canada

Table 7B

Growth Rates for the Estimates of Total Weekly Payrolls, for Employees paid by the Hour, for Selected Industries, Canada, Provinces and Territories.

Tableau 7B

Taux de croissance pour les estimations de la rémunération hebdo. brute, pour les salariés rému. à l'heure, pour une sélection d'industries, Ca, prov. et terr.

SIC	Industry	GROWTH RATES - TAUX DE CROISSANCE												
		1984	1985	1986	1987	1988	1989	1990	1991	1992	1993	1994	1995	1996
1980														
CTI	Industrie													
QUÉBEC														
061-092	Mining (incl. milling), quarrying and oil wells Mines (y compris broyage), carrières et puits de pétrole	18.3%	10.5%	-0.1%	3.7%	8.6%	1.8%	4.0%	-6.3%	..	-9.8%	13.5%	-1.5%	-5.2%
101-399	Manufacturing - Industries manufacturières	6.9	6.2	5.8	11.2	6.4	4.9	-4.3	-4.5	-0.2%	4.3	0.1	7.7	4.1
401-449	Construction - Construction	9.5	31.8	2.2	8.9	8.2	15.6	-7.8	-20.0	-20.6	6.7	2.6	5.8	-14.0
041-449	Goods producing industries - Branches													
491-499	productrices de biens	7.9	12.1	4.3	10.4	7.3	7.4	-4.9	-8.0	-4.6	4.5	1.1	6.5	-0.8
451-499	Transportation, storage, comm. & other utilities - Transp., entreposage, comm. et autres services publics	-0.4	1.7	-1.8	-6.4	20.9	-0.7	3.3	8.8	9.8	4.4	3.4	-0.5	-1.7
501-692	Trade - Commerce	18.8	4.5	8.0	12.7	4.6	5.8	15.8	-9.2	-8.7	7.8	8.3	1.1	1.9
701-761	Finance, insurance & real estate - Finances, assur. & affaires immobilières	31.9	5.7	23.3	9.7	33.4	8.5	-5.0	7.9	-17.8	11.4	8.2	7.9	14.3
771-779	Comm., business & pers. services - Services													
851-999	socio-culturels, comm. et pers.	9.8	15.5	7.4	10.6	11.2	8.3	8.8	7.9	4.1	2.2	2.1	5.0	6.7
451-484	Service producing industries - Branches													
501-999	productrices de services	10.6	8.8	7.1	8.5	11.0	2.8	9.9	3.2	3.0	3.8	4.3	3.6	5.3
041-999	Industrial aggregate - Ensemble des industries	9.2	10.4	5.7	9.4	9.2	5.1	2.5	-2.0	-0.3	4.1	2.9	4.8	2.8
ONTARIO														
041-051	Logging and forestry - Exploitation forestière et serv. forestiers	15.7	-2.6	0.7	-0.5	-11.8	8.0	-11.6	-10.6	20.1	-1.2	-7.7	13.5	-5.8
061-092	Mining (incl. milling), quarrying and oil wells Mines (y compris broyage), carrières et puits de pétrole	12.4	-0.2	-1.6	14.2	17.9	-0.4	-2.5	-2.9	-6.3	4.9	-3.0	16.3	3.5
101-399	Manufacturing - Industries manufacturières	13.3	8.9	6.2	8.1	5.3	6.6	-6.1	-8.7	-0.9	3.5	9.9	4.5	5.1
401-449	Construction - Construction	14.2	19.9	16.9	10.0	7.7	10.7	3.8	-14.6	-22.4	-12.2	10.0	6.1	2.3
041-449	Goods producing industries - Branches													
491-499	productrices de biens	13.3	10.3	8.0	8.5	6.1	7.4	-3.1	-9.4	-5.3	0.4	9.2	4.7	4.2
451-499	Transportation, storage, comm. & other utilities - Transp., entreposage, comm. et autres services publics	7.7	4.4	4.9	-8.2	11.5	7.0	10.3	0.9	2.2	-2.4	6.4	-0.5	5.2
501-692	Trade - Commerce	9.8	8.9	9.0	2.5	4.8	12.5	9.0	-10.2	1.4	5.8	3.5	6.1	9.5
701-761	Finance, insurance & real estate - Finances, assur. & affaires immobilières	5.3	17.8	21.8	23.5	24.0	29.8	19.4	-24.1	-5.8	12.2	14.3	14.0	15.9
771-779	Comm., business & pers. services - Services													
851-999	socio-culturels, comm. et pers.	6.3	9.7	9.0	15.2	3.7	11.6	9.9	5.9	-2.4	6.1	3.0	9.0	5.5

Annual Estimates of Employment, Earnings and Hours, 1984-1996, Statistics Canada
Estimations annuelles de l'Emploi, des gains et de la durée du travail, 1984-1996, Statistique Canada

Table 7B

Growth Rates for the Estimates of Total Weekly Payrolls, for Employees paid by the Hour, for Selected Industries, Canada, Provinces and Territories.

Tableau 7B

Taux de croissance pour les estimations de la rémunération hebdo. brute, pour les salariés rému. à l'heure, pour une sélection d'industries, Ca, prov. et terr.

SIC	Industry	GROWTH RATES - TAUX DE CROISSANCE												
		1984	1985	1986	1987	1988	1989	1990	1991	1992	1993	1994	1995	1996
1980														
CTI	Industrie													
ONTARIO														
451-484	Service producing industries - Branches	7.7%	8.5%	8.5%	7.1%	5.6%	9.9%	9.7%	-0.7%	0.7%	5.0%	3.8%	7.5%	7.7%
501-999	productrices de services													
041-999	Industrial aggregate - Ensemble des industries	10.7	9.5	8.2	7.9	5.9	8.5	2.5	-5.3	-2.3	2.8	6.4	6.1	6.0
MANITOBA														
061-092	Mining (incl. milling), quarrying and oil wells Mines (y compris broyage), carrières et puits de pétrole	16.8	-0.6	-9.7	0.3	16.3	27.9	-2.9	-7.8	3.6	1.0	-9.6	-0.4	-26.4
101-399	Manufacturing - Industries manufacturières	12.8	4.9	6.4	10.5	5.0	6.1	-0.9	-14.7	1.1	1.9	4.3	10.4	5.8
401-449	Construction - Construction	3.1	2.9	26.8	14.6	-4.1	-2.9	2.8	-13.6	3.5	-15.1	12.9	14.1	-15.8
041-449	Goods producing industries - Branches	10.4	3.9	9.4	10.6	3.6	5.6	0.2	-13.0	2.0	-2.2	5.0	10.0	-1.3
491-499	productrices de biens													
451-499	Transportation, storage, comm. & other utilities - Transp., entreposage, comm. et autres services publics	5.7	-8.0	-1.5	-22.1	14.0	15.4	5.4	-0.9	-0.7	-3.5	4.3	-9.5	0.6
501-692	Trade - Commerce	9.7	8.8	3.9	7.1	1.9	1.4	6.6	-8.1	-0.7	8.6	17.4	-1.8	-0.2
701-761	Finance, insurance & real estate - Finances, assur. & affaires immobilières	14.8	32.6	26.1	-3.7	21.4	37.5	4.3	23.5	-0.1	-5.0	9.1	-17.5	24.4
771-779	Comm., business & pers. services - Services	7.5	21.4	7.0	12.4	16.4	6.3	10.2	0.3	5.0	4.0	7.8	3.7	6.8
851-999	socio-culturels, comm. et pers.													
451-484	Service producing industries - Branches	7.7	7.8	3.8	1.0	12.8	5.9	7.9	-1.3	4.0	3.0	9.4	-0.9	5.0
501-999	productrices de services													
041-999	Industrial aggregate - Ensemble des industries	8.8	6.2	6.0	5.0	8.8	5.7	4.8	-5.9	3.2	1.1	7.9	2.8	2.7
SASKATCHEWAN														
061-092	Mining (incl. milling), quarrying and oil wells Mines (y compris broyage), carrières et puits de pétrole	30.4	3.7	-14.2	6.6	-0.4	-6.4	1.4	-3.9	7.9	-3.6	14.0	10.4	-14.4
101-399	Manufacturing - Industries manufacturières	11.8	4.6	-3.0	12.5	7.7	11.5	-4.2	-18.5	4.4	2.2	16.8	11.6	-0.9
401-449	Construction - Construction	-14.1	-9.2	10.0	18.5	1.6	3.5	0.9	-17.0	4.8	6.6	26.1	-14.0	0.6
041-449	Goods producing industries - Branches	6.2	-5.9	-3.7	12.1	4.6	5.3	-0.7	-15.0	5.2	2.8	18.8	3.0	-4.1
491-499	productrices de biens													
451-499	Transportation, storage, comm. & other utilities - Transp., entreposage, comm. et autres services publics	0.2	-14.6	3.0	-35.0	7.1	3.2	-1.9	-1.6	2.7	6.3	8.0	-7.1	-6.5
501-692	Trade - Commerce	10.6	5.4	-0.4	10.2	4.7	-2.6	6.5	-2.1	1.1	2.0	10.8	1.4	-1.3

Annual Estimates of Employment, Earnings and Hours, 1984-1996, Statistics Canada
Estimations annuelles de l'Emploi, des gains et de la durée du travail, 1984-1996, Statistique Canada

Table 7B

Growth Rates for the Estimates of Total Weekly Payrolls, for Employees paid by the Hour, for Selected Industries, Canada, Provinces and Territories.

Tableau 7B

Taux de croissance pour les estimations de la rémunération hebdo. brute, pour les salariés rému. à l'heure, pour une sélection d'industries, Ca, prov. et terr.

SIC 1980 CTI	Industry Industrie	GROWTH RATES - TAUX DE CROISSANCE												
		1984	1985	1986	1987	1988	1989	1990	1991	1992	1993	1994	1995	1996
SASKATCHEWAN														
701-761	Finance, insurance & real estate - Finances, assur. & affaires immobilières	35.6%	2.3%	1.9%	10.4%	6.6%	5.6%	27.4%	0.9%	5.4%	14.5%	9.6%	3.4%	24.1%
771-779 851-999	Comm., business & pers. services - Services socio-culturels, comm. et pers.	14.9	12.8	7.9	7.2	3.7	5.6	10.0	-0.4	3.2	-2.4	6.3	3.3	5.7
451-484 501-999	Service producing industries - Branches productrices de services	11.0	8.6	5.2	1.3	4.4	1.8	7.6	-0.6	3.7	-0.1	7.8	3.0	3.8
041-999	Industrial aggregate - Ensemble des industries	9.2	3.3	2.3	4.7	4.4	3.0	4.7	-5.3	4.1	0.8	11.1	3.0	1.3
ALBERTA														
041-051	Logging and forestry - Exploitation forestière et serv. forestiers	-14.9	8.1	2.8	8.6	17.7	35.7	19.2	25.7	7.9	2.6	-0.1	13.6	-4.0
061-092	Mining (incl. milling), quarrying and oil wells - Mines (y compris broyage), carrières et puits de pétrole	14.5	28.4	-13.8	-3.0	15.2	-3.2	8.8	7.1	-11.5	3.8	39.7	-30.9	-1.3
101-399	Manufacturing - Industries manufacturières	0.3	4.2	2.7	12.9	10.1	5.2	6.1	-8.9	-1.9	6.8	5.0	2.0	11.4
401-449	Construction - Construction	-14.3	8.2	-6.4	-4.3	14.7	18.2	24.1	-20.3	-6.3	5.1	1.8	1.2	3.2
041-449 491-499	Goods producing industries - Branches productrices de biens	-2.5	11.9	-5.3	2.9	12.8	7.3	13.1	-8.9	-5.5	5.2	12.1	-8.3	4.3
451-499	Transportation, storage, comm. & other utilities - Transp., entreposage, comm. et autres services publics	3.2	8.2	-8.5	-18.3	14.9	4.7	11.1	-8.5	4.0	4.0	-5.6	-1.2	-4.2
501-692	Trade - Commerce	3.1	10.6	-1.9	8.7	10.2	6.9	9.1	1.0	-5.6	3.0	10.5	1.2	6.3
701-761	Finance, insurance & real estate - Finances, assur. & affaires immobilières	10.8	16.5	-17.2	21.3	29.9	0.8	23.4	-8.3	14.9	10.4	2.3	37.2	8.1
771-779 851-999	Comm., business & pers. services - Services socio-culturels, comm. et pers.	5.1	13.7	8.4	7.6	9.9	15.6	5.9	-2.0	0.3	6.7	10.7	-4.0	19.0
451-484 501-999	Service producing industries - Branches productrices de services	4.8	11.7	1.3	2.9	10.8	8.6	7.9	-1.5	2.0	5.0	7.8	-0.9	13.4
041-999	Industrial aggregate - Ensemble des industries	1.4	11.8	-1.6	2.9	11.7	8.0	10.1	-4.7	-1.2	5.1	9.5	-4.0	9.9
BRITISH COLUMBIA COLOMBIE-BRITANNIQUE														
041-051	Logging and forestry - Exploitation forestière et serv. forestiers	-3.6	-0.5	-19.2	39.2	4.3	15.1	-15.3	8.6	-5.0	7.0	8.3	6.2	15.9
061-092	Mining (incl. milling), quarrying and oil wells - Mines (y compris broyage), carrières et puits de pétrole	13.8	11.8	-3.3	9.4	26.7	-0.9	-0.4	-3.8	-18.3	-18.6	12.4	29.1	-8.6

Annual Estimates of Employment, Earnings and Hours, 1984-1996, Statistics Canada
Estimations annuelles de l'Emploi, des gains et de la durée du travail, 1984-1996, Statistique Canada

Table 7B

Growth Rates for the Estimates of Total Weekly Payrolls, for Employees paid by the Hour, for Selected Industries, Canada, Provinces and Territories.

Tableau 7B

Taux de croissance pour les estimations de la rémunération hebdo. brute, pour les salariés rému. à l'heure, pour une sélection d'industries, Ca, prov. et terr.

SIC 1980 CTI	Industry Industrie	GROWTH RATES - TAUX DE CROISSANCE												
		1984	1985	1986	1987	1988	1989	1990	1991	1992	1993	1994	1995	1996
BRITISH COLUMBIA COLOMBIE-BRITANNIQUE														
101-399	Manufacturing - Industries manufacturières	-0.6%	4.2%	0.2%	17.9%	9.4%	6.7%	3.7%	-11.3%	0.8%	4.7%	6.5%	-1.1%	12.3%
401-449	Construction - Construction	-21.4	14.9	-11.6	9.0	12.1	45.7	13.9	-9.7	9.3	-0.8	0.7	1.4	-0.5
041-449	Goods producing industries - Branches													
491-499	productrices de biens	-4.5	5.9	-4.3	17.1	10.3	13.8	4.1	-8.4	1.1	2.5	5.2	1.6	8.0
451-499	Transportation, storage, comm. & other utilities - Transp., entreposage, comm. et autres services publics	9.6	-1.8	3.2	-5.3	9.2	6.3	-4.4	-0.8	-2.7	9.0	13.7	-4.7	-20.2
501-692	Trade - Commerce	7.4	5.2	4.9	8.1	7.8	7.0	12.5	-1.0	3.1	5.5	-2.3	12.3	-4.4
701-761	Finance, insurance & real estate - Finances, assur. & affaires immobilières	25.1	-2.6	20.7	4.2	14.1	61.8	21.3	-4.3	-6.7	42.2	-1.9	-4.6	21.6
771-779	Comm., business & pers. services - Services													
851-999	socio-culturels, comm. et pers.	8.4	5.9	2.0	9.4	11.8	9.5	17.1	5.0	3.2	4.8	12.7	9.3	3.9
451-484	Service producing industries - Branches													
501-999	productrices de services	8.7	3.8	4.6	4.0	10.2	6.7	10.6	2.1	3.7	6.5	8.0	7.0	-2.0
041-999	Industrial aggregate - Ensemble des industries	2.7	4.7	0.8	9.3	10.3	9.8	7.7	-2.4	2.6	4.9	6.9	4.9	1.8
YUKON														
041-449	Goods producing industries - Branches													
491-499	productrices de biens	29.5	-35.3	71.2	7.3	13.6	5.9	-14.6	-2.5	36.1	-22.7	16.2	1.8	31.4
451-499	Transportation, storage, comm. & other utilities - Transp., entreposage, comm. et autres services publics	11.3	-3.0	3.5	6.0	4.8	-4.5	-13.4	-5.4	-7.2	-11.2	4.1	-8.8	22.3
501-692	Trade - Commerce	40.8	12.6	21.1	-3.6	9.1	13.3	12.3	-0.5	8.1	-4.0	2.7	-2.3	10.0
771-779	Comm., business & pers. services - Services													
851-999	socio-culturels, comm. et pers.	3.8	-8.6	24.8	18.3	13.4	14.0	7.2	4.2	15.2	11.7	12.7	4.1	30.7
451-484	Service producing industries - Branches													
501-999	productrices de services	16.7	0.6	13.9	9.9	16.3	-4.9	0.5	1.9	19.3	-2.8	9.6	0.8	24.4
041-999	Industrial aggregate - Ensemble des industries	21.3	-13.1	30.1	8.9	15.3	-1.0	-5.3	0.4	25.0	-10.1	11.7	1.1	26.7
NORTHWEST TERRITORIES TERRITOIRES DU NORD-OUEST														
401-449	Construction - Construction	40.2	6.2	3.8	11.3	27.6	-11.1	19.6	-1.0	-0.3	36.1	22.1	1.4	-20.7
041-449	Goods producing industries - Branches													
491-499	productrices de biens	24.1	11.7	-14.4	-4.3	17.8	-1.1	7.3	-6.3	-13.2	-3.8	15.1	-1.3	5.8

Annual Estimates of Employment, Earnings and Hours, 1984-1996, Statistics Canada
Estimations annuelles de l'Emploi, des gains et de la durée du travail, 1984-1996, Statistique Canada

Table 7B

Growth Rates for the Estimates of Total Weekly Payrolls, for Employees paid by the Hour, for Selected Industries, Canada, Provinces and Territories.

Tableau 7B

Taux de croissance pour les estimations de la rémunération hebdo. brute, pour les salariés rému. à l'heure, pour une sélection d'industries, Ca, prov. et terr.

SIC 1980 CTI	Industry Industrie	GROWTH RATES - TAUX DE CROISSANCE												
		1984	1985	1986	1987	1988	1989	1990	1991	1992	1993	1994	1995	1996
NORTHWEST TERRITORIES TERRITOIRES DU NORD-OUEST														
451-499	Transportation, storage, comm. & other utilities - Transp., entreposage, comm. et autres services publics	3.0%	-1.7%	-3.3%	-8.7%	9.9%	27.3%	5.0%	-4.9%	16.8%	-3.0%	3.1%	2.0%	10.4%
501-692	Trade - Commerce	23.4	12.1	-0.3	17.5	15.2	11.4	14.3	0.5	5.0	5.1	15.7	12.4	6.7
701-761	Finance, insurance & real estate - Finances, assur. & affaires immobilières	22.5	34.9	88.5	3.8	41.5	-19.4	-6.3	15.7	6.1	31.0	-5.7	-3.4	16.3
771-779 851-999	Comm., business & pers. services - Services socio-culturels, comm. et pers.	-3.4	6.5	3.3	16.1	53.0	33.2	5.5	0.8	11.4	14.2	8.3	5.3	18.4
451-484 501-999	Service producing industries - Branches productrices de services	5.2	6.0	5.6	8.8	40.0	4.6	7.9	6.9	19.7	9.4	5.1	2.9	28.6
041-999	Industrial aggregate - Ensemble des industries	16.8	9.7	-7.6	0.8	27.0	1.5	7.6	..	3.5	4.0	8.9	1.2	19.6

**Annual Estimates of Employment, Earnings and Hours, 1984-1996, Statistics Canada
Estimations annuelles de l'Emploi, des gains et de la durée du travail, 1984-1996, Statistique Canada**

Survey Overview

The monthly Survey of Employment, Payrolls and Hours is designed to measure the levels and month-to-month trends of payroll employment, paid hours and earnings. The data are compiled at detailed industrial levels for Canada, provinces and territories.

The target population is composed of all employers in Canada, except those in agriculture, fishing and trapping, private households services, religious organizations and defence services. Conceptually, the SEPH reference period is the last seven days of the month, but the questionnaire asks respondents to report for the last pay period in the month.

Methodology

The statistics contained in this publication are based on:

- a census of establishments within enterprises with a complex structure and having approximately 300 or more employees,
- a census of administrative records having approximately 100 employees or more,
- a sample of administrative records having approximately 99 employees or less,
- a sample survey (BPS) conducted to estimate the variables not reported on administrative records.

The total payroll employment estimates are derived by adding up the employment data obtained by integrating two different sources, the Establishment survey and the Administrative records. However, processes are independent for the sample selection, data collection and estimation. The Establishment Survey accounts for about 35% of the total payroll employment, while the remaining portion is from Administrative records. The Business Payrolls Survey (BPS) is conducted monthly to collect data that is utilized in the calculation of ratios and regression coefficient needed to estimate data not reported on the administrative records. Combining different sources, BPS, Administrative Survey, and Establishment Survey results in the full range of SEPH variables.

Aperçu de l'enquête

L'enquête mensuelle sur l'emploi, la rémunération et les heures a pour objet de mesurer les niveaux et les tendances mensuelles de l'ensemble des salariés inscrits sur la liste de paye, des heures rémunérées et des gains. Ces données sont rassemblées à des niveaux détaillés selon l'activité économique pour le Canada, les provinces et les territoires.

La population cible comprend tous les employeurs au Canada sauf ceux des secteurs de l'agriculture, de la pêche et du piégeage, des services domestiques, des ménages, des organismes religieux et des services de la défense. En théorie, la période de référence de l'EERH correspond aux sept derniers jours du mois, mais les répondants doivent remplir le questionnaire en tenant compte de la dernière période de paye du mois.

Méthodologie

Les statistiques comprises dans la présente publication sont fondées sur:

- un recensement d'établissements à l'intérieur d'entreprises ayant une structure complexe et comprenant approximativement plus de 300 salariés,
- un recensement des dossiers administratifs comprenant approximativement 100 salariés ou plus,
- un échantillon des dossiers administratifs comprenant approximativement 99 salariés ou moins,
- une enquête-échantillon (ERE) servant de base pour estimer les variables non rapportées sur les dossiers administratifs.

Le nombre total de salariés inscrits sur la liste de paye est obtenu en additionnant l'emploi provenant de deux différents volets de l'enquête soit celui des enquêtes sur les établissements et celui des dossiers administratifs. Toutefois, les procédés sont distincts pour le choix de l'échantillon, la collecte des données et les estimations. L'enquête sur les établissements représente environ 35% du total des salariés inscrits sur les listes de paye, le reste provenant des dossiers administratifs. L'Enquête sur la rémunération auprès des entreprises (ERE) est effectuée chaque mois en vue de recueillir des données afin de calculer des ratios et des coefficients de régression, servant à estimer les données qui ne sont pas rapportées sur les dossiers administratifs. Ces différents volets soit l'ERE, les dossiers administratifs ainsi que l'enquête sur les établissements sont combinés en vue de produire toutes les variables propres à l'EERH.

TERMS AND DEFINITIONS

Industry classification: On the basis of its principal activity, each establishment is assigned an industry code according to the 1980 Standard Industrial Classification (SIC). A description of the various industries and groups of industries is contained in the "Standard Industrial Classification Manual", Catalogue 12-501-XPB. In the tables of this publication, a column is identified "S.I.C. Code" and corresponds to that manual. SEPH has 281 industry groups in scope. For analytical purposes, special groupings which are not part of the Standard Industrial Classification, have been created.

- a) Industrial aggregate (000-999) represents the sum of all the industries included in the survey. Since January 1994, employment estimates for the Industrial aggregate include the unclassified businesses.
- b) Unclassified businesses (000) represents businesses that have not yet been classified to an SIC, a province or a territory. Since January 1994, employment estimates for industrial aggregate includes the unclassified businesses.
- c) Goods-producing industries (041-449)(491-499) consist of the following industries; forestry, mining, manufacturing, construction and other utilities industries.
- d) Service-producing industries (451-484)(501-999) consist of the following industries; transportation, communication and storage, trade, finance and insurance, services (except religious organizations and private households) and public administration industries (except for defence services and other government services).
- e) Durable goods (39U) manufacturing consist of the following industries; wood (251-259), furniture and fixtures (261-269), primary metal (291-299), fabricated metal products (301-309), machinery (311-319), transportation equipment (321-329), electrical and electronic products (331-339) and non-metallic mineral products (351-359).
- f) Non-durable goods (37U) manufacturing consist of the following industries; food (101-109), beverage (111-114), tobacco (121-122), rubber products (151-159), plastic products (161-169), leather products (171), primary textile (181-183), textile products (191-199), clothing (243-249), paper and allied products (271-279), printing, publishing and allied (281-284), refined petroleum and coal products (361-369), chemical and chemical products (371-379) and other manufacturing industries (391-399).

TERMES ET DÉFINITIONS

Classement par activité économique: Un code d'activité économique tiré de la Classification type des industries de 1980 (CTI) est attribué à chaque établissement selon sa principale activité. Les industries et les différents groupes industriels sont décrits dans le manuel "Classification Type des Industries 1980" catalogue 12-501-XPB. Dans les tableaux de cette publication, une colonne est identifiée "CTI 1980". Ces codes correspondent à ce manuel. On compte 281 groupes d'activités visées par l'EERH. À des fins analytiques, nous avons créé des groupes spéciaux qui ne figurent pas dans la Classification type des industries.

- a) Ensemble des industries (000-999) représente la somme de toutes les industries visées par l'enquête. Depuis janvier 1994, l'emploi pour l'ensemble des industries comprend les entreprises non classifiées.
- b) Les entreprises non classifiées (000) représentent des entreprises n'ayant pas été identifiées à une classification industrielle, une province ou un territoire. Depuis janvier 1994, l'emploi des entreprises non classifiées est compris dans l'ensemble des industries.
- c) Branche productrice de biens (041-449)(491-499) englobe les industries suivantes; forêts, mines, manufactures, construction et autres services publics.
- d) Branche productrice de services (451-484)(501-999) englobe les industries suivantes; transports, communications et entreposage, commerce, finances et assurances, services (sauf les organismes religieux et les ménages privés) et l'administration publique (excepté les services de la défense et autres services gouvernementaux).
- e) Biens durables (39U) des industries manufacturières englobe les industries suivantes; bois (251-259), meubles et articles d'ameublement (261-269), première transformation des métaux (291-299), fabrication des produits métalliques (301-309), machinerie (311-319), matériel de transport (321-329), produits électriques et électroniques (331-339) et produits minéraux non métalliques (351-359).
- f) Biens non durables (37U) des industries manufacturières englobe les industries suivantes; aliments (101-109), boisson (111-114), tabac (121-122), produits en caoutchouc (151-159), produits en matière plastique (161-169), cuir (171), première transformation du textile (181-183), produits textiles (191-199), habillement (243-249), papier et produits connexes (271-279), imprimerie, édition et industries connexes (281-284), produits raffinés du pétrole et du charbon (361-369), produits chimiques (371-379) et autres industries manufacturières (391-399).

- g) Commercial services (95U) consist of the following industries; business services (771-779), accommodation services (911-914), food and beverage services (921-922), amusement and recreational services (961-969), personal services (971-979), membership organization (982-986) and other service industries (991-999).
- h) Non-commercial services (94U) consist of the following industries; educational and related services (851-859) and health and social services (861-869).
- i) Banks (700) consist of the following industries; Central Bank (701), Chartered Banks and other banking-type intermediaries (702).
- j) Other amusement and recreational services (960) consist of the following industries; commercial spectator sports (964), gambling operations (966) and other amusement and recreational services (969).
- k) Public Administration (812-837) contains only the establishments engaged in activities that are governmental in character and those serving as internal service agencies of the public service. Government owned establishments primarily engaged in activities assigned to other industries are classified in those industries along with similar establishments owned by non-government bodies. Therefore, data included in this industry division do not represent the actual number of persons employed by government at any level.

Variables

Employee

The employment is derived by adding up data derived from two sources; the establishment survey and from the administrative records. Since the data for the different employee categories are not reported on the administrative records the BPS survey is conducted to estimate ratios needed to calculate those variables.

The survey determines an employee as being any person drawing pay for services rendered or for paid absences and for whom the employer must complete a Revenue Canada T-4 Supplementary Form.

The employee concept includes full-time employees, part-time employees (those who regularly work fewer hours than the standard work week of the establishment). It also comprises working owners, directors, partners and other officers of incorporated businesses.

- g) Services commerciaux (95U) englobe les industries suivantes; services aux entreprises (771-779), hébergement (911-914), restauration (921-922), services de divertissements et loisirs (961-969), services personnels (971-979), associations commerciales (982-986) et autres industries de services (991-999).
- h) Services non commerciaux (94U) englobe les industries suivantes; services d'enseignement et services annexes (851-859) et services de soins de santé et services sociaux (861-869).
- i) Banques (700) englobe les industries suivantes; banque centrale (701) et banques à charte et autres intermédiaires de type bancaire (702).
- j) Services de divertissements et de loisirs (960) englobe les industries suivantes; sports commerciaux (964), loteries et jeux de hasard (966) et autres services de divertissements et de loisir (969).
- k) Administration publique (812-837) comprend seulement les établissements dont les activités ont un caractère essentiellement gouvernemental, et les organismes auxiliaires assurant les services internes de l'État. Les établissements publics dont l'activité dominante relève d'autres activités économiques sont classés sous les mêmes rubriques que les établissements privés semblables. Ainsi, les données publiées pour cette division économique ne représentent pas le nombre réel de personnes employées par les différents pouvoirs publics.

Variables

Salarié

L'emploi est obtenu en additionnant les données provenant de sources différentes; l'enquête sur les établissements et des dossiers administratifs. Toutefois les estimations pour les différents types d'emplois ne sont pas rapportées sur les dossiers administratifs, l'enquête ERE est effectuée en vue de recueillir des données afin de calculer les ratios servants à estimer ces variables.

L'enquête définit un employé comme étant: toute personne rétribuée pour ses services ou ses absences et pour laquelle l'employeur doit remplir une déclaration T-4 Supplémentaire de Revenu Canada.

Le terme "salarié" désigne les salariés à temps plein et à temps partiel (ceux qui travaillent régulièrement un nombre d'heures inférieur à la semaine normale de travail de l'entreprise). Il désigne aussi les propriétaires, administrateurs, associés et autres dirigeants actifs des entreprises constituées en corporation.

The definition excludes owners or partners of unincorporated businesses, the self-employed, unpaid family workers, persons working outside Canada, military personnel and casual workers for whom a T-4 is not required. It also excludes those who did not receive any pay from the employer for the entire survey reference period (e.g. persons on strike, persons on unpaid holidays, persons receiving remuneration from an insurance, Workmens' compensation or other related fund, etc.). However, employees paid for part of the reference period and unemployed or on strike for the rest of this period are included in the survey.

The employees are classified into the following categories:

- a) **Employees paid by the hour:** any employee whose basic wage is expressed as an hourly rate.

Employment for Elementary and Secondary (851), Post Secondary (852) and University (853) education industries, represent in this category **non-teaching staff**: All employees other than teachers and academic staff, for example; president, vice-president, librarian, registrar, bursar, accountant, guidance counsellor, laboratory technician, personnel officer and other services (janitor, caretaker, bus driver, etc.).

- b) ***Salaried employees** : any employee whose basic remuneration is a fixed amount for at least one week. *Although this variable is not included in this document, the data remains available.*

Employment for Elementary and Secondary (851), Post Secondary (852) and University (853) education industries, represent in this category **teaching staff**: those classified as teachers, instructors or academics in the payroll records (e.g. principal, professor, dean, head of department, master, teacher, etc.) whether they teach during the day or evening. Supply or substitute teachers are excluded.

- c) ***Other employees**: those employees whose basic remuneration is in the form of commissions, piece rates, mileage allowances, etc. *Although this variable is not included in this document, the data remains available.*

Employment for Elementary and Secondary (851), Post Secondary (852) and University (853) education industries, represent in this category **supply or substitute teachers**: teachers who are called in as needed either to augment existing staff or as short-term replacements for a full-time or part-time teachers.

Le concept de salarié exclut les propriétaires et les associés des entreprises non constituées en corporation, les travailleurs autonomes, les travailleurs familiaux non rémunérés, les personnes travaillant à l'extérieur du Canada et le personnel militaire et les employés occasionnels dont l'employeur n'est pas tenu de remplir la formule T4. Sont également exclus les travailleurs n'ayant pas reçu de paye de leur employeur pendant la période de référence de l'enquête (c.-à-d. les personnes en grève, en congé non payé, les personnes recevant une rémunération aux termes d'un régime d'assurance, d'une caisse d'indemnisation des accidents au travail ou d'un régime analogue, etc.). Cependant, les travailleurs rémunérés pour une partie de la période de référence et en chômage ou en grève pour le reste de la période sont inclus dans l'enquête.

Les salariés sont classés dans les catégories suivantes:

- a) **Salariés rémunérés à l'heure:** tout salarié dont la rémunération de base est calculée selon un taux horaire.

L'emploi pour les industries d'enseignement élémentaire et secondaire (851), post secondaire (852) et universitaire (853), représente dans cette catégorie le **personnel non enseignant**: tous les salariés autres que le personnel enseignant, c'est-à-dire le président, le vice-président, le bibliothécaire, le secrétaire général, l'économiste, le comptable, les orienteurs, les techniciens de laboratoire, les agents du personnel ainsi que les autres services (le concierge, pourvoyeur, chauffeur d'autobus, etc.)

- b) ***Employés**: tout salarié dont la rémunération de base constitue une somme fixe versée pour au moins une semaine. *Même si cette variable ne figure pas dans ce document, elle demeure disponible.*

L'emploi pour les industries d'enseignement élémentaire et secondaire (851), post secondaire (852) et universitaire (853), représente dans cette catégorie le **personnel enseignant**: tout travailleur classé comme enseignant ou chargé de cours dans les dossiers du service de la paye (directeur, professeurs, doyens, chefs de département, maîtres, enseignants, etc.), qu'il enseigne le jour ou le soir. Les suppléants ou remplaçants sont exclus.

- c) ***Autres salariés**: tout salarié dont la rémunération de base se présente sous forme de commissions, de salaire à la pièce, d'indemnités de milage, etc. *Même si cette variable ne figure pas dans ce document, elle demeure disponible.*

L'emploi pour les industries d'enseignement élémentaire et secondaire (851), post secondaire (852) et universitaire (853), représente dans cette catégorie le **personnel suppléants ou remplaçants**: enseignants appelés à se présenter au travail lorsqu'on a besoin de leurs services soit pour accroître le personnel existant, soit pour remplacer pendant une courte période un enseignant à temps plein ou à temps partiel.

Weekly Payrolls:

Weekly payrolls are defined as the portion of gross monthly payrolls that reflect work performed during the reference week. It represents the gross dollar value before deductions for income taxes, unemployment insurance contributions etc., including regular pay, overtime and a portion of bonuses, commissions and other type of special payments. The payroll concept excludes dollar amounts that are taxable allowances and benefits, certain types of non-wage compensation as well as employer contributions to unemployment insurance, Canada/Quebec pension plans, provincial medical plans, workers compensation and other welfare plans. Some annual special payments are excluded while other lump sum special payments are adjusted to coincide with the reference week period. The payroll is derived by adding up data derived from two sources, the Establishment survey and the Administrative records.

Average weekly earnings for all employees:

Average weekly earnings are derived by dividing total weekly payrolls by the payroll employment.

Average weekly hours for employees paid by the hour and standard work week for salaried employees:

Average weekly hours are obtained by dividing the total paid weekly hours for employees paid by the hour by the number of employees paid by the hour. Total paid hours are defined as all hours paid including overtime hours plus hours of paid absence. *Although the standard work week for salaried employees is not included in this document, this data remains available.*

Average hourly earnings (including overtime) for employees paid by the hour:

Is obtained by dividing the total weekly payrolls for employees paid by the hour by the total number of weekly hours for employees paid by the hour. Average hourly earnings are calculated for the hourly-rated employees and for the *salaried employees.

*Data for other employees and salaried employees are available in the monthly publication (cat. 72-002-XPB) or directly from the Labour Division (613) 951-4090.

Rémunération hebdomadaire brute:

La rémunération brute est définie comme étant la partie de la rémunération hebdomadaire brute qui reflète le travail accompli durant la semaine de référence. Ça représente la valeur brute en dollars avant les déductions pour l'impôt sur le revenu, les contributions à l'assurance-chômage etc., incluant le salaire régulier, le surtemps et la partie bonis, commissions et tout autres types de paiements spéciaux. Les concepts sur la rémunération, ne comprend pas les montants en dollars qui représentent des allocations et des avantages imposables, certains types d'indemnités non salariales ainsi que les cotisations patronales à l'assurance-chômage, au régime de pension du Canada ou au Régime des rentes du Québec, aux régimes d'assurance-maladie provinciaux, aux caisses d'indemnisation des accidents du travail et à d'autres régimes de prévoyance. Les paiements annuels spéciaux sont exclus tandis que les paiements forfaitaires spéciaux sont rajustés de façon à coïncider avec la semaine de référence. La rémunération brute est obtenue en additionnant les données provenant de sources différentes soit l'enquête sur les établissements et les dossiers administratifs.

Rémunération hebdomadaire moyenne pour l'ensemble des salariés:

La rémunération hebdomadaire moyenne est calculée en divisant la masse salariale brute imposable par le nombre de salariés inscrits sur la liste de paye.

Heures hebdomadaires moyennes pour les salariés rémunérés à l'heure et la semaine normale de travail des employés:

Les heures hebdomadaires moyennes sont calculées en divisant le nombre total d'heures hebdomadaires rémunérées des salariés rémunérés à l'heure par le nombre de salariés rémunérés à l'heure. Le nombre total d'heures rémunérées est défini comme étant toutes les heures payées y compris les heures supplémentaires et les heures d'absence payées. *Même si le nombre d'heures dans une semaine normale de travail ne figure pas dans ce document, ces données demeurent disponibles.*

Rémunération horaire moyenne (incluant le temps supplémentaire) des salariés rémunérés à l'heure:

La rémunération horaire moyenne est calculée en divisant la rémunération hebdomadaire brute des salariés rémunérés à l'heure par le nombre d'heures travaillées de ces mêmes salariés. La rémunération horaire moyenne est calculée à l'égard des salariés rémunérés à l'heure et des *employés.

*Les données pour les autres salariés et pour les employés sont disponibles soit dans la publication mensuelle (72-002-XPB) ou auprès de la division du travail au (613) 951-4090.

Help-Wanted Index

Indice de l'offre d'emploi



	Page		Page
Charts	237	Graphiques	237
Concepts and Methods	239	Concepts et méthodes	239
Tables		Tableaux	
Regions/Provinces:		Régions/Provinces:	
Canada, Atlantic	220	Canada, Provinces de l'Atlantique	220
Newfoundland, Prince Edward Island	221	Terre-Neuve, Île-du-Prince-Édouard	221
Nova Scotia, New Brunswick	222	Nouvelle-Écosse, Nouveau-Brunswick	222
Quebec, Ontario	223	Québec, Ontario	223
Prairie Provinces, Manitoba	224	Provinces des Prairies, Manitoba	224
Saskatchewan, Alberta	225	Saskatchewan, Alberta	225
British Columbia	226	Colombie-Britannique	226
Metropolitan Areas:		Régions métropolitaines:	
St. John's	226	St. John's	226
Charlottetown, Halifax	227	Charlottetown, Halifax	227
Saint John, Moncton	228	Saint John, Moncton	228
Quebec, Sherbrooke	229	Québec, Sherbrooke	229
Montreal, Ottawa-Hull	230	Montréal, Ottawa-Hull	230
Toronto, Hamilton	231	Toronto, Hamilton	231
London, Sudbury	232	London, Sudbury	232
Winnipeg, Regina	233	Winnipeg, Régina	233
Saskatoon, Calgary	234	Saskatoon, Calgary	234
Edmonton, Vancouver	235	Edmonton, Vancouver	235
Victoria	236	Victoria	236
Annex:		Annexe:	
1 Calculation of an index	245	1 Calcul d'un indice	245
2 Weights used in the construction of the Help-Wanted Index	247	2 Poids utilisés pour construire l'indice de l'offre d'emploi	247

Help-Wanted Index (1996=100), Canada, Provinces and Metropolitan areas

Indice de l'offre d'emploi (1996=100), Canada, provinces et régions métropolitaines

Year	January	February	March	April	May	June	July	August	September	October	November	December	Average
Année	Janvier	Février	Mars	Avril	Mai	Juin	Juillet	Août	Septembre	Octobre	Novembre	Décembre	Moyenne

D738862

Canada seasonally adjusted smoothed - Canada désaisonnalisé lissé

1981	172	177	178	179	180	178	175	170	163	155	145	135	169
1982	125	116	107	99	92	85	80	77	75	75	75	77	88
1983	78	80	82	85	87	90	92	94	95	97	98	100	89
1984	103	106	109	113	116	119	121	122	122	122	122	123	117
1985	126	129	133	136	140	143	146	149	152	156	159	162	145
1986	164	165	166	167	168	168	169	171	174	178	183	188	171
1987	193	197	200	203	207	211	215	220	224	227	231	233	214
1988	234	234	234	234	234	235	236	237	237	237	237	239	235
1989	240	243	244	243	241	239	237	235	234	232	228	223	238
1990	218	213	207	200	193	185	176	168	159	150	141	133	179
1991	127	123	120	118	118	117	117	115	114	112	110	108	117
1992	105	103	101	99	99	99	99	99	100	100	100	101	100
1993	101	102	102	102	102	102	101	101	101	101	102	104	101
1994	106	107	108	109	109	110	112	113	114	115	116	116	112
1995	115	114	113	112	110	109	108	106	105	104	103	101	109
1996	100	99	98	99	99	99	99	100	101	103	106	108	100

D738863

Atlantic Provinces seasonally adjusted smoothed - Provinces de l'Atlantique désaisonnalisé lissé

1981	93	99	99	98	96	95	93	91	89	87	84	82	93
1982	79	76	73	70	68	66	64	63	62	61	60	60	66
1983	60	61	62	64	66	67	69	70	71	73	74	76	67
1984	78	80	82	83	84	85	86	88	89	90	92	93	86
1985	93	94	95	96	97	98	99	100	102	103	104	106	99
1986	107	108	109	110	112	113	114	116	117	119	122	124	113
1987	128	132	135	139	142	144	147	149	151	154	156	158	145
1988	160	161	162	163	164	165	166	167	169	171	173	175	166
1989	177	179	181	182	184	184	183	181	178	174	170	167	179
1990	165	163	161	158	155	151	147	142	137	131	125	119	148
1991	114	110	107	105	103	102	101	100	99	97	96	94	101
1992	91	89	87	86	85	85	86	87	89	90	91	92	88
1993	93	93	93	93	92	90	89	87	86	86	87	88	89
1994	89	90	91	93	94	96	98	100	101	102	103	103	97
1995	103	102	101	101	100	101	101	101	102	102	102	102	101
1996	102	101	101	100	100	99	99	99	100	101	103	105	100

Help-Wanted Index (1996=100), Canada, Provinces and Metropolitan areas

Indice de l'offre d'emploi (1996=100), Canada, provinces et régions métropolitaines

Year	January	February	March	April	May	June	July	August	September	October	November	December	Average
Année	Janvier	Février	Mars	Avril	Mai	Juin	Juillet	Août	Septembre	Octobre	Novembre	Décembre	Moyenne

D738880

Newfoundland seasonally adjusted smoothed - Terre-Neuve désaisonnalisé lissé

1981	114	138	137	136	134	132	128	124	120	115	111	107	128
1982	104	101	98	96	94	92	90	89	88	87	86	86	91
1983	85	85	86	86	88	90	92	94	97	99	102	105	91
1984	108	111	114	116	119	121	122	124	125	126	127	128	120
1985	129	130	131	132	133	133	134	134	135	135	136	137	134
1986	138	138	139	140	142	143	145	147	150	153	156	158	144
1987	161	164	167	170	173	176	180	183	187	190	193	195	180
1988	197	199	200	202	204	207	210	214	217	220	222	222	209
1989	221	220	217	215	212	210	209	208	208	209	210	211	211
1990	211	211	210	208	205	200	194	187	179	171	163	155	196
1991	149	143	139	136	133	130	128	126	125	123	122	120	128
1992	119	117	116	114	112	111	110	109	109	109	109	109	112
1993	109	109	108	107	106	105	104	103	102	102	101	101	105
1994	102	104	106	108	111	114	116	119	120	122	122	121	116
1995	120	119	117	114	113	111	109	108	106	105	103	102	110
1996	101	100	100	100	100	100	101	102	103	105	107	109	100

D738882

Prince Edward Island seasonally adjusted smoothed - Île-du-Prince-Édouard désaisonnalisé lissé

1981	56	67	67	67	66	66	65	65	65	65	65	64	66
1982	64	63	61	60	58	57	55	54	53	53	53	53	55
1983	53	55	56	57	59	61	62	64	65	66	67	68	60
1984	69	70	70	71	72	74	75	77	78	79	80	80	77
1985	80	79	79	79	79	80	81	82	83	84	85	86	78
1986	86	86	87	87	87	87	87	88	88	88	89	89	86
1987	90	91	92	94	96	98	101	105	109	114	119	124	98
1988	128	132	136	138	140	140	140	140	138	136	133	130	144
1989	126	123	121	119	117	116	115	114	112	110	108	106	115
1990	103	101	98	96	93	90	87	84	80	78	75	73	87
1991	72	70	69	69	69	69	69	69	70	70	70	69	69
1992	69	68	68	67	66	66	66	67	68	69	71	73	66
1993	76	78	80	81	82	83	83	82	82	81	80	79	81
1994	78	77	76	76	76	77	78	80	82	85	87	90	78
1995	93	96	98	100	102	104	105	106	107	108	108	107	106
1996	106	105	104	103	102	101	102	103	105	107	111	115	100

Help-Wanted Index (1996=100), Canada, Provinces and Metropolitan areas

Indice de l'offre d'emploi (1996=100), Canada, provinces et régions métropolitaines

Year	January	February	March	April	May	June	July	August	September	October	November	December	Average
Année	Janvier	Février	Mars	Avril	Mai	Juin	Juillet	Août	Septembre	Octobre	Novembre	Décembre	Moyenne

D738884 Nova Scotia seasonally adjusted smoothed - Nouvelle-Écosse désaisonnalisé lissé

1981	98	93	92	92	92	91	89	88	86	84	82	79	90
1982	77	74	71	69	66	64	62	61	59	58	57	57	63
1983	57	57	58	59	61	62	64	66	68	70	72	74	63
1984	76	78	79	81	82	83	84	85	87	88	90	92	84
1985	93	94	95	95	96	97	98	99	100	102	103	104	98
1986	106	107	109	110	112	114	117	119	121	124	126	128	116
1987	131	134	137	139	142	143	145	147	149	151	153	155	143
1988	158	160	163	165	167	168	169	171	172	174	176	178	168
1989	180	183	185	187	188	187	186	184	180	176	172	167	184
1990	163	159	155	152	149	146	143	139	135	130	125	120	146
1991	115	111	107	104	102	100	99	98	97	96	95	93	100
1992	91	90	88	87	87	87	87	88	88	89	90	90	87
1993	91	91	91	91	90	89	89	88	87	87	87	88	88
1994	88	90	91	92	93	94	95	96	97	89	97	97	95
1995	96	96	95	94	94	94	94	94	94	95	95	96	94
1996	96	97	98	99	100	101	102	102	103	104	105	106	100

D738886 New Brunswick seasonally adjusted smoothed - Nouveau-Brunswick désaisonnalisé lissé

1981	74	81	80	80	79	79	78	77	76	74	72	70	79
1982	67	64	61	58	56	54	53	52	51	51	51	52	53
1983	53	54	55	56	57	58	59	59	59	60	60	60	58
1984	61	62	63	64	65	67	68	69	70	70	71	71	67
1985	71	72	73	75	76	79	81	83	85	86	88	90	79
1986	91	92	93	94	95	95	96	97	98	100	103	106	94
1987	110	114	118	123	127	131	135	137	140	141	141	140	134
1988	139	138	137	136	135	135	136	137	139	142	145	149	135
1989	153	157	161	165	168	169	169	167	164	160	157	153	165
1990	149	146	143	140	137	133	129	124	120	115	111	107	132
1991	104	101	99	97	95	93	91	90	87	85	82	80	92
1992	77	75	74	73	73	74	75	77	79	81	82	83	76
1993	84	84	84	83	82	81	80	80	80	80	80	81	81
1994	83	84	86	88	90	91	93	94	95	95	96	97	91
1995	98	99	101	102	103	104	105	106	107	107	108	107	104
1996	107	106	104	103	101	99	98	97	96	97	98	100	100

Help-Wanted Index (1996=100), Canada, Provinces and Metropolitan areas

Indice de l'offre d'emploi (1996=100), Canada, provinces et régions métropolitaines

Year	January	February	March	April	May	June	July	August	September	October	November	December	Average
Année	Janvier	Février	Mars	Avril	Mai	Juin	Juillet	Août	Septembre	Octobre	Novembre	Décembre	Moyenne

D738864

Quebec seasonally adjusted smoothed - Québec désaisonnalisé lissé

1981	159	163	162	160	156	151	144	136	128	120	114	107	143
1982	101	96	90	85	80	77	74	73	73	74	76	78	80
1983	80	83	85	88	91	94	97	99	101	102	104	106	94
1984	108	110	113	116	120	123	125	126	126	126	124	124	121
1985	125	126	128	130	131	133	135	138	142	146	151	155	136
1986	159	162	163	165	166	168	169	172	174	178	182	186	170
1987	191	196	201	205	210	215	220	225	231	236	240	242	219
1988	244	244	244	243	243	243	243	243	243	242	242	242	243
1989	244	245	247	248	247	246	243	240	236	231	226	220	241
1990	215	210	205	200	193	185	176	167	159	150	142	135	179
1991	129	125	123	121	120	120	119	119	118	117	116	114	119
1992	112	109	107	105	103	103	102	102	102	102	103	104	103
1993	105	107	108	109	110	110	110	110	110	111	112	114	109
1994	115	116	116	116	116	116	117	118	119	120	121	121	118
1995	121	121	121	121	120	118	116	115	113	111	109	108	117
1996	106	104	103	102	101	101	100	100	99	99	99	100	100

D738865

Ontario seasonally adjusted smoothed - Ontario désaisonnalisé lissé

1981	167	168	168	169	169	169	168	166	162	156	148	140	165
1982	131	122	115	107	101	95	90	85	83	81	81	81	95
1983	82	84	86	88	91	94	97	100	103	106	110	113	95
1984	117	121	125	129	132	136	139	142	144	146	148	151	136
1985	156	160	165	171	176	181	185	190	194	197	200	202	183
1986	204	205	207	208	210	211	213	216	221	228	236	243	214
1987	250	256	261	265	269	274	278	282	286	289	291	293	275
1988	294	294	294	293	292	291	291	289	288	287	286	286	291
1989	284	282	279	275	270	265	261	258	255	252	248	241	267
1990	232	222	212	201	190	180	170	160	150	141	132	124	176
1991	119	115	113	111	111	110	110	109	107	105	103	100	109
1992	98	96	94	94	94	94	95	95	95	95	95	95	94
1993	96	96	96	96	95	94	94	93	93	93	95	96	93
1994	98	100	102	104	106	108	110	112	113	115	116	117	109
1995	117	116	115	114	112	110	109	107	105	103	101	100	110
1996	99	98	98	98	98	99	100	101	103	105	107	110	100

Help-Wanted Index (1996=100), Canada, Provinces and Metropolitan areas

Indice de l'offre d'emploi (1996=100), Canada, provinces et régions métropolitaines

Year	January	February	March	April	May	June	July	August	September	October	November	December	Average
Année	Janvier	Février	Mars	Avril	Mai	Juin	Juillet	Août	Septembre	Octobre	Novembre	Décembre	Moyenne

D738866

Prairie Provinces seasonally adjusted smoothed - Provinces des Prairies désaisonnalisé lissé

1981	213	227	229	231	232	233	230	224	215	203	188	172	223
1982	156	140	126	112	101	92	85	80	78	77	78	78	95
1983	79	79	79	80	81	82	84	84	84	84	85	86	82
1984	87	89	90	92	94	95	96	97	98	99	100	102	95
1985	104	107	110	113	116	119	121	123	125	127	128	129	119
1986	128	127	125	122	121	119	119	119	120	120	121	122	121
1987	122	123	124	125	127	130	133	137	141	144	147	149	133
1988	151	153	155	157	159	162	163	165	165	166	167	168	161
1989	170	172	175	177	178	180	180	181	181	181	180	179	180
1990	179	178	176	175	172	168	163	158	153	146	140	133	163
1991	127	121	115	111	108	106	104	102	100	98	96	94	106
1992	92	91	89	87	86	85	84	84	84	85	86	86	86
1993	87	87	87	87	87	87	87	88	88	89	90	91	88
1994	92	94	95	97	98	100	101	102	102	102	101	100	99
1995	99	97	95	93	92	91	91	91	91	91	91	91	92
1996	92	93	94	96	97	99	100	102	105	108	112	116	100

D738898

Manitoba seasonally adjusted smoothed - Manitoba désaisonnalisé lissé

1981	136	152	152	151	149	147	143	139	134	129	124	118	142
1982	112	105	98	91	84	79	74	71	69	68	68	69	80
1983	70	71	72	74	76	79	81	83	84	85	86	87	79
1984	88	89	91	93	95	98	100	102	103	104	105	105	98
1985	105	106	107	110	112	115	117	119	120	122	124	127	114
1986	129	131	132	132	132	131	131	131	132	135	137	139	133
1987	142	143	144	145	145	146	147	148	149	151	153	154	147
1988	155	156	157	158	158	158	158	157	157	157	159	161	157
1989	163	164	164	163	162	162	163	165	166	166	164	161	166
1990	157	154	151	148	145	142	138	133	128	122	116	111	138
1991	106	102	99	97	95	94	93	92	91	90	89	88	94
1992	88	87	87	86	87	87	87	87	87	88	87	87	87
1993	87	86	85	84	84	83	83	84	85	87	88	89	85
1994	90	92	93	95	97	98	99	100	100	100	100	100	97
1995	101	101	101	101	101	101	101	100	99	98	97	97	100
1996	96	96	97	97	98	98	100	101	104	107	110	113	100

Help-Wanted Index (1996=100), Canada, Provinces and Metropolitan areas

Indice de l'offre d'emploi (1996=100), Canada, provinces et régions métropolitaines

Year	January	February	March	April	May	June	July	August	September	October	November	December	Average
Année	Janvier	Février	Mars	Avril	Mai	Juin	Juillet	Août	Septembre	Octobre	Novembre	Décembre	Moyenne

D738800

Saskatchewan seasonally adjusted smoothed - Saskatchewan désaisonnalisé lissé

1981	117	127	128	129	129	130	129	126	123	118	113	108	127
1982	102	96	91	87	82	79	77	75	74	74	75	76	78
1983	78	79	81	83	86	88	90	92	94	95	95	96	88
1984	96	96	96	96	96	96	96	95	95	95	95	95	96
1985	96	97	97	98	99	100	101	102	103	104	106	108	101
1986	109	110	111	112	112	112	113	114	115	115	116	117	114
1987	117	117	116	115	114	114	113	112	112	112	112	113	113
1988	114	115	117	118	120	121	122	124	125	126	127	128	122
1989	130	133	135	138	141	143	145	146	146	146	145	144	143
1990	143	142	140	139	137	135	132	130	127	124	120	117	134
1991	113	110	107	104	102	100	98	97	95	94	92	91	99
1992	89	87	86	84	83	82	81	81	80	80	81	81	82
1993	81	81	82	82	82	82	82	83	83	84	85	86	82
1994	88	90	92	94	95	97	98	98	99	99	99	98	97
1995	97	96	95	94	94	93	92	92	91	91	91	91	92
1996	91	92	94	95	97	99	101	103	105	107	109	111	100

D738903

Alberta seasonally adjusted smoothed - Alberta désaisonnalisé lissé

1981	268	285	287	290	293	293	289	281	268	250	230	208	278
1982	186	165	146	128	113	101	92	86	83	82	82	82	105
1983	82	82	82	82	82	83	83	83	82	81	81	82	82
1984	84	86	89	91	92	94	94	95	96	98	100	102	94
1985	106	110	114	118	122	125	128	130	132	133	134	134	126
1986	132	129	125	121	119	117	116	116	116	115	115	115	119
1987	115	116	117	120	123	128	133	139	144	149	153	155	133
1988	158	161	164	167	170	173	176	177	178	178	179	180	172
1989	183	186	189	192	194	195	196	196	196	196	196	196	194
1990	196	196	195	194	191	186	181	175	168	161	153	145	180
1991	137	130	124	119	115	112	110	108	106	103	100	97	113
1992	95	92	90	88	87	85	84	84	84	85	86	87	86
1993	88	88	89	90	90	91	91	91	91	91	91	92	90
1994	93	95	96	98	99	101	102	103	103	103	102	100	101
1995	97	95	92	90	88	87	87	87	87	88	88	89	89
1996	90	92	94	96	97	99	100	102	105	109	113	118	100

Help-Wanted Index (1996=100), Canada, Provinces and Metropolitan areas

Indice de l'offre d'emploi (1996=100), Canada, provinces et régions métropolitaines

Year	January	February	March	April	May	June	July	August	September	October	November	December	Average
Année	Janvier	Février	Mars	Avril	Mai	Juin	Juillet	Août	Septembre	Octobre	Novembre	Décembre	Moyenne

D738867

British Columbia seasonally adjusted smoothed - Colombie-Britannique désaisonnalisé lissé

1981	194	197	198	198	199	199	198	195	190	181	170	157	194
1982	143	129	115	102	91	82	76	72	70	69	70	72	87
1983	74	76	79	81	82	83	84	85	85	85	86	87	82
1984	89	91	93	95	96	96	95	93	92	92	91	91	93
1985	91	91	92	94	97	99	102	105	108	111	115	118	101
1986	121	125	127	129	129	130	130	131	132	134	136	138	130
1987	140	141	144	146	149	152	155	158	161	164	166	167	154
1988	168	168	169	170	174	178	183	189	194	199	205	211	182
1989	219	227	234	240	244	246	247	248	249	251	251	251	256
1990	250	248	244	239	234	227	219	211	202	193	183	174	221
1991	167	161	157	155	153	152	151	149	146	143	140	137	151
1992	134	132	131	130	129	130	131	132	132	133	132	131	131
1993	130	129	128	128	128	128	128	128	128	128	128	129	127
1994	130	131	131	131	130	129	129	128	127	126	125	124	129
1995	122	121	119	117	116	114	112	110	109	107	105	104	113
1996	102	100	99	98	98	98	99	100	102	105	107	109	100

D738881

St. John's seasonally adjusted smoothed - St. John's désaisonnalisé lissé

1981	114	138	137	136	134	132	128	124	120	115	111	107	128
1982	104	101	98	96	94	92	90	89	88	87	86	86	91
1983	85	85	86	86	88	90	92	94	97	99	102	105	91
1984	108	111	114	116	119	121	122	124	125	126	127	128	120
1985	129	130	131	132	133	133	134	134	135	135	136	137	134
1986	138	138	139	140	142	143	145	147	150	153	156	158	144
1987	161	164	167	170	173	176	180	183	187	190	193	195	180
1988	197	199	200	202	204	207	210	214	217	220	222	222	209
1989	221	220	217	215	212	210	209	208	208	209	210	211	211
1990	211	211	210	208	205	200	194	187	179	171	163	155	196
1991	149	143	139	136	133	130	128	126	125	123	122	120	128
1992	119	117	116	114	112	111	110	109	109	109	109	109	112
1993	109	109	108	107	106	105	104	103	102	102	101	101	105
1994	102	104	106	108	111	114	116	119	120	122	122	121	116
1995	120	119	117	114	113	111	109	108	106	105	103	102	110
1996	101	100	100	100	100	100	101	102	103	105	107	109	100

Help-Wanted Index (1996=100), Canada, Provinces and Metropolitan areas

Indice de l'offre d'emploi (1996=100), Canada, provinces et régions métropolitaines

Year	January	February	March	April	May	June	July	August	September	October	November	December	Average
Année	Janvier	Février	Mars	Avril	Mai	Juin	Juillet	Août	Septembre	Octobre	Novembre	Décembre	Moyenne

D738883 Charlottetown seasonally adjusted smoothed - Charlottetown désaisonnalisé lissé

1981	56	67	67	67	66	66	65	65	65	65	65	64	66
1982	64	63	61	60	58	57	55	54	53	53	53	53	55
1983	53	55	56	57	59	61	62	64	65	66	67	68	60
1984	69	70	70	71	72	74	75	77	78	79	80	80	77
1985	80	79	79	79	79	80	81	82	83	84	85	86	78
1986	86	86	87	87	87	87	87	88	88	88	89	89	86
1987	90	91	92	94	96	98	101	105	109	114	119	124	98
1988	128	132	136	138	140	140	140	140	138	136	133	130	144
1989	126	123	121	119	117	116	115	114	112	110	108	106	115
1990	103	101	98	96	93	90	87	84	80	78	75	73	87
1991	72	70	69	69	69	69	69	69	70	70	70	69	69
1992	69	68	68	67	66	66	66	67	68	69	71	73	66
1993	76	78	80	81	82	83	83	82	82	81	80	79	81
1994	78	77	76	76	76	77	78	80	82	85	87	90	78
1995	93	96	98	100	102	104	105	106	107	108	108	107	106
1996	106	105	104	103	102	101	102	103	105	107	111	115	100

D738885 Halifax seasonally adjusted smoothed - Halifax désaisonnalisé lissé

1981	98	93	92	92	92	91	89	88	86	84	82	79	90
1982	77	74	71	69	66	64	62	61	59	58	57	57	55
1983	57	57	58	59	61	62	64	66	68	70	72	74	63
1984	76	78	79	81	82	83	84	85	87	88	90	92	84
1985	93	94	95	95	96	97	98	99	100	102	103	104	98
1986	106	107	109	110	112	114	117	119	121	124	126	128	116
1987	131	134	137	139	142	143	145	147	149	151	153	155	143
1988	158	160	163	165	167	168	169	171	172	174	176	178	168
1989	180	183	185	187	188	187	186	184	180	176	172	167	184
1990	163	159	155	152	149	146	143	139	135	130	125	120	146
1991	115	111	107	104	102	100	99	98	97	96	95	93	100
1992	91	90	88	87	87	87	87	88	88	89	90	90	87
1993	91	91	91	91	90	89	89	88	87	87	87	88	88
1994	88	90	91	92	93	94	95	96	97	98	97	97	95
1995	96	96	95	94	94	94	94	94	94	95	95	96	94
1996	96	97	98	99	100	101	102	102	103	104	105	106	100

Help-Wanted Index (1996=100), Canada, Provinces and Metropolitan areas

Indice de l'offre d'emploi (1996=100), Canada, provinces et régions métropolitaines

Year	January	February	March	April	May	June	July	August	September	October	November	December	Average
Année	Janvier	Février	Mars	Avril	Mai	Juin	Juillet	Août	Septembre	Octobre	Novembre	Décembre	Moyenne

D738888

Saint John seasonally adjusted smoothed - Saint John désaisonnalisé lissé

1981	83	85	85	84	83	83	82	81	79	78	76	73	85
1982	71	68	65	62	59	57	55	54	53	52	52	52	55
1983	52	52	52	53	53	52	52	52	52	52	52	52	51
1984	53	53	54	55	56	58	59	60	61	63	64	65	59
1985	67	68	69	71	72	74	76	77	79	80	82	83	75
1986	84	85	86	87	88	88	90	91	93	96	99	103	87
1987	106	110	114	118	122	126	130	133	135	137	138	139	132
1988	139	138	137	136	135	134	135	135	137	139	142	145	132
1989	149	153	157	160	162	163	163	163	161	160	157	155	162
1990	152	150	148	145	142	139	136	132	128	124	120	117	140
1991	113	110	107	104	101	99	96	93	91	89	86	84	96
1992	83	81	81	80	80	81	82	83	84	85	85	86	83
1993	86	85	84	82	81	79	77	76	75	74	75	76	76
1994	77	79	81	84	86	88	90	91	92	93	93	94	89
1995	94	94	94	95	95	96	97	98	98	99	100	100	94
1996	100	100	99	99	98	98	97	97	98	98	99	100	100

D738887

Moncton seasonally adjusted smoothed - Moncton désaisonnalisé lissé

1981	75	73	73	73	73	73	72	71	70	69	67	65	73
1982	63	60	58	56	54	52	51	51	51	51	52	53	50
1983	54	56	58	59	61	63	64	66	67	68	69	70	65
1984	71	72	73	74	75	76	76	77	77	77	77	77	76
1985	77	78	78	79	81	83	85	87	89	91	93	95	83
1986	97	98	99	101	102	102	103	105	106	108	110	113	102
1987	117	120	124	128	131	134	137	139	140	141	141	141	136
1988	140	139	139	139	139	139	141	143	145	148	152	155	139
1989	158	162	164	167	168	168	168	166	163	160	155	151	167
1990	147	142	138	133	129	124	120	115	111	106	102	99	124
1991	96	93	91	90	88	87	86	84	82	80	78	75	87
1992	73	71	70	69	69	69	70	72	73	75	76	78	68
1993	79	80	82	83	83	84	85	86	87	87	88	89	86
1994	90	90	91	92	93	93	94	95	97	98	100	102	93
1995	104	106	108	110	111	113	114	115	115	115	115	114	114
1996	112	111	109	106	104	102	100	99	99	100	101	103	100

Help-Wanted Index (1996=100), Canada, Provinces and Metropolitan areas

Indice de l'offre d'emploi (1996=100), Canada, provinces et régions métropolitaines

Year	January	February	March	April	May	June	July	August	September	October	November	December	Average
Année	Janvier	Février	Mars	Avril	Mai	Juin	Juillet	Août	Septembre	Octobre	Novembre	Décembre	Moyenne

D738889

Quebec seasonally adjusted smoothed - Québec désaisonnalisé lissé

1981	158	160	158	156	151	146	140	135	130	125	122	119	139
1982	116	114	113	111	110	110	110	112	114	116	119	122	112
1983	126	129	132	136	140	143	146	148	150	151	152	153	141
1984	155	157	160	163	166	168	168	166	162	157	152	148	162
1985	144	141	140	140	141	143	147	152	157	162	168	172	148
1986	175	177	178	179	180	180	181	182	184	185	187	190	181
1987	193	196	199	202	206	210	214	219	224	229	234	239	211
1988	243	247	250	253	255	257	258	259	260	261	263	265	256
1989	268	271	275	278	281	283	284	284	283	282	279	276	284
1990	273	269	264	257	250	242	232	223	213	203	194	187	236
1991	180	175	172	170	170	171	172	174	175	174	172	169	172
1992	165	160	155	151	148	146	144	144	145	147	149	151	144
1993	154	157	160	162	164	165	166	167	168	168	168	168	166
1994	167	165	163	160	157	154	152	151	150	150	149	148	156
1995	147	146	145	143	142	140	137	134	131	127	124	120	138
1996	116	113	110	108	105	103	100	98	95	93	91	90	100

D738890

Sherbrooke seasonally adjusted smoothed - Sherbrooke désaisonnalisé lissé

1981	58	67	66	64	61	58	54	51	48	45	42	39	55
1982	37	35	34	33	33	33	35	36	38	40	42	43	37
1983	44	45	45	45	45	45	45	45	45	46	48	50	43
1984	52	55	58	61	64	66	68	70	71	72	73	74	66
1985	75	77	78	80	81	82	82	83	82	82	81	81	80
1986	82	82	83	85	87	89	92	95	99	102	107	111	91
1987	115	120	124	127	131	134	137	140	142	144	144	144	139
1988	143	141	140	139	139	138	138	138	138	138	139	140	135
1989	142	143	145	146	148	149	150	150	150	149	148	146	150
1990	143	139	136	132	128	124	120	115	111	106	103	100	120
1991	98	96	95	94	93	93	93	93	93	94	94	94	94
1992	94	93	93	93	93	93	93	94	96	97	98	99	93
1993	100	100	100	100	100	101	101	102	103	103	104	105	101
1994	107	109	112	115	118	120	122	123	123	123	122	122	117
1995	121	120	119	118	117	115	113	111	109	108	106	105	116
1996	104	104	104	103	102	101	100	99	99	99	99	99	100

Help-Wanted Index (1996=100), Canada, Provinces and Metropolitan areas

Indice de l'offre d'emploi (1996=100), Canada, provinces et régions métropolitaines

Year	January	February	March	April	May	June	July	August	September	October	November	December	Average
Année	Janvier	Février	Mars	Avril	Mai	Juin	Juillet	Août	Septembre	Octobre	Novembre	Décembre	Moyenne

D738891

Montreal seasonally adjusted smoothed - Montréal désaisonnalisé lissé

1981	158	166	165	164	160	155	148	139	131	122	113	106	146
1982	98	91	85	79	73	69	66	65	65	65	67	69	73
1983	71	73	76	79	82	85	87	90	92	93	95	97	84
1984	99	102	104	106	109	112	115	117	118	119	119	120	113
1985	121	123	125	127	129	130	132	134	138	143	148	152	133
1986	156	159	162	164	165	167	168	171	174	178	182	187	169
1987	192	197	201	206	211	216	221	227	233	238	242	244	221
1988	245	244	242	240	239	238	238	239	239	239	238	238	240
1989	238	239	239	239	238	236	233	230	225	220	214	208	231
1990	202	196	191	184	178	170	162	154	146	138	131	124	166
1991	119	115	112	110	109	108	107	106	106	105	103	102	108
1992	100	98	96	94	93	93	93	92	92	92	93	93	93
1993	94	94	95	96	97	97	98	98	99	100	102	103	98
1994	104	105	106	106	107	108	109	111	112	113	115	115	109
1995	116	117	117	116	115	114	113	112	111	109	108	106	114
1996	105	103	102	101	101	101	101	100	100	101	101	102	100

D738893

Ottawa/Hull seasonally adjusted smoothed - Ottawa/Hull désaisonnalisé lissé

1981	169	164	164	164	164	163	162	160	157	153	149	144	161
1982	139	134	130	125	121	117	113	110	108	106	106	108	115
1983	109	111	113	114	116	118	121	124	128	132	136	139	122
1984	142	145	148	150	152	154	156	158	159	160	162	164	155
1985	166	170	174	178	181	183	185	186	188	190	191	192	182
1986	192	192	191	192	194	196	199	202	205	209	213	217	199
1987	222	228	233	240	248	257	265	273	280	286	290	294	260
1988	298	302	305	308	311	313	314	314	315	316	318	320	311
1989	323	325	325	324	321	318	314	311	308	304	300	294	317
1990	286	278	269	259	250	241	232	223	213	202	192	182	236
1991	173	165	160	156	153	151	149	148	146	145	143	142	151
1992	140	138	135	133	131	130	129	129	130	131	132	133	132
1993	133	133	131	129	127	125	122	120	118	116	115	115	123
1994	115	116	118	120	122	124	126	128	128	127	126	124	125
1995	122	119	117	114	111	108	105	102	99	98	97	98	106
1996	99	100	100	100	99	98	98	98	100	103	107	111	100

Help-Wanted Index (1996=100), Canada, Provinces and Metropolitan areas

Indice de l'offre d'emploi (1996=100), Canada, provinces et régions métropolitaines

Year	January	February	March	April	May	June	July	August	September	October	November	December	Average
Année	Janvier	Février	Mars	Avril	Mai	Juin	Juillet	Août	Septembre	Octobre	Novembre	Décembre	Moyenne

D738894

Toronto seasonally adjusted smoothed - Toronto désaisonnalisé lissé

1981	176	180	181	182	183	183	183	181	176	168	159	148	179
1982	137	126	117	109	101	95	89	84	81	79	79	79	95
1983	81	82	84	87	90	93	96	99	103	106	109	113	94
1984	118	122	127	132	136	141	145	148	151	153	156	160	141
1985	165	170	176	181	187	193	199	205	210	214	217	220	196
1986	222	224	225	227	228	229	230	234	240	247	256	265	233
1987	272	278	282	287	291	295	299	302	304	305	306	307	295
1988	307	307	305	304	302	300	298	296	293	291	289	287	298
1989	284	281	277	271	265	259	254	251	249	246	242	235	262
1990	226	215	203	191	180	169	158	148	138	128	119	112	165
1991	107	104	102	101	101	101	101	101	99	97	95	92	101
1992	90	88	86	86	86	87	88	88	88	88	88	87	87
1993	87	87	87	87	87	87	86	85	86	87	88	90	86
1994	92	95	97	98	100	102	104	106	108	110	111	113	103
1995	113	113	112	111	110	109	108	107	105	104	102	100	109
1996	99	98	98	98	98	99	100	101	102	104	107	109	100

D738895

Hamilton seasonally adjusted smoothed - Hamilton désaisonnalisé lissé

1981	150	128	127	127	127	126	126	125	123	122	119	117	127
1982	114	110	106	102	97	93	89	85	82	80	78	77	92
1983	77	77	78	80	82	85	88	91	94	97	99	102	87
1984	104	107	109	111	113	115	117	118	119	121	122	124	114
1985	127	130	133	137	141	145	149	152	155	157	159	160	149
1986	162	164	166	169	173	178	182	187	192	197	203	208	179
1987	213	218	222	227	231	235	240	244	249	254	258	261	240
1988	263	265	266	266	267	268	269	270	272	272	272	271	270
1989	270	269	267	265	263	261	258	255	250	245	238	231	258
1990	223	214	204	194	184	174	164	155	146	138	131	125	170
1991	120	115	111	108	105	103	101	99	97	94	92	90	102
1992	88	87	86	85	86	86	88	89	91	93	95	97	87
1993	99	101	102	103	103	103	103	103	104	104	105	107	102
1994	109	111	113	115	117	119	120	121	122	122	122	122	120
1995	121	120	119	118	116	114	112	109	107	105	103	101	112
1996	99	99	98	98	99	100	101	103	104	105	106	106	100

Help-Wanted Index (1996=100), Canada, Provinces and Metropolitan areas

Indice de l'offre d'emploi (1996=100), Canada, provinces et régions métropolitaines

Year	January	February	March	April	May	June	July	August	September	October	November	December	Average
Année	Janvier	Février	Mars	Avril	Mai	Juin	Juillet	Août	Septembre	Octobre	Novembre	Décembre	Moyenne

D738896

London seasonally adjusted smoothed - London désaisonnalisé lissé

1981	115	110	110	108	106	103	100	97	93	89	86	82	102
1982	79	76	73	71	68	66	64	62	61	60	59	60	64
1983	60	61	63	65	67	70	72	75	78	80	82	83	71
1984	84	85	87	88	89	91	92	94	96	98	100	102	92
1985	104	107	109	112	114	117	119	121	122	123	124	125	117
1986	126	127	128	129	130	132	134	136	139	143	146	151	133
1987	155	160	164	169	173	178	182	186	189	193	196	198	180
1988	201	203	206	209	212	215	219	223	226	230	233	236	216
1989	237	239	239	238	236	233	230	226	222	218	214	209	233
1990	204	200	195	190	184	177	170	163	155	148	140	134	172
1991	128	124	121	119	117	116	115	114	113	111	109	107	115
1992	106	104	103	102	102	102	102	102	102	102	102	103	102
1993	103	103	103	103	103	104	104	105	106	108	109	111	103
1994	113	115	117	119	121	123	124	126	128	129	129	129	124
1995	128	126	124	121	118	115	111	108	105	103	101	99	114
1996	97	97	97	98	99	100	102	104	106	108	110	111	100

D738897

Sudbury seasonally adjusted smoothed - Sudbury désaisonnalisé lissé

1981	163	156	155	152	148	143	138	132	127	122	118	113	138
1982	108	102	96	89	83	77	72	69	67	66	67	68	78
1983	69	71	74	77	80	84	87	91	94	96	98	99	85
1984	101	102	104	106	108	109	110	109	109	108	108	108	105
1985	109	112	114	117	120	123	126	129	131	133	135	136	126
1986	137	137	136	136	136	137	138	140	143	147	151	156	138
1987	161	167	173	179	186	194	201	209	217	224	232	239	197
1988	246	251	255	257	257	256	255	255	256	258	261	263	257
1989	264	265	266	265	265	265	264	264	262	260	258	255	266
1990	251	248	243	238	231	223	215	206	198	191	185	180	217
1991	176	174	172	170	169	168	166	164	161	156	151	146	167
1992	140	136	133	131	129	128	127	126	123	120	117	113	125
1993	111	108	106	104	103	101	100	99	98	97	96	96	99
1994	97	98	99	100	102	104	106	109	112	115	118	120	107
1995	121	121	121	121	119	118	116	113	110	107	105	102	116
1996	100	98	97	96	97	98	100	103	106	108	111	113	100

Help-Wanted Index (1996=100), Canada, Provinces and Metropolitan areas

Indice de l'offre d'emploi (1996=100), Canada, provinces et régions métropolitaines

Year	January	February	March	April	May	June	July	August	September	October	November	December	Average
Année	Janvier	Février	Mars	Avril	Mai	Juin	Juillet	Août	Septembre	Octobre	Novembre	Décembre	Moyenne

D738899

Winnipeg seasonally adjusted smoothed - Winnipeg désaisonnalisé lissé

1981	136	151	150	149	147	145	141	138	133	128	123	117	142
1982	111	104	98	92	86	81	77	74	72	70	70	70	80
1983	71	72	73	75	77	79	80	82	84	85	86	87	79
1984	88	90	92	93	95	97	99	101	102	103	104	105	98
1985	106	107	109	110	112	114	116	118	120	122	124	126	114
1986	128	130	131	131	131	132	132	133	134	135	137	139	133
1987	141	142	143	144	145	146	147	148	150	151	152	154	147
1988	155	156	156	157	157	157	157	158	158	159	159	160	157
1989	161	162	163	163	163	163	164	164	164	163	161	159	166
1990	157	154	151	148	144	141	137	132	127	122	117	112	138
1991	108	104	101	98	96	94	93	92	91	90	89	89	94
1992	88	87	87	87	87	87	87	87	87	87	87	87	87
1993	86	86	85	85	84	84	84	85	86	87	88	89	85
1994	91	92	93	95	96	97	98	99	99	100	100	100	97
1995	101	101	101	101	101	101	100	100	99	98	98	97	100
1996	97	97	97	98	98	99	101	103	105	107	110	112	100

D738901

Regina seasonally adjusted smoothed - Régina désaisonnalisé lissé

1981	141	149	149	151	152	153	152	149	145	139	132	124	150
1982	117	110	104	99	94	91	88	87	86	86	87	88	89
1983	89	90	92	93	96	98	100	102	103	104	104	104	97
1984	104	104	104	104	104	104	104	104	103	103	103	104	104
1985	105	106	107	108	109	110	111	113	114	115	117	118	111
1986	119	120	121	121	122	122	123	124	126	128	129	131	124
1987	131	131	131	130	129	128	127	125	124	123	122	121	127
1988	121	122	123	125	126	127	129	130	132	134	136	139	127
1989	142	146	150	154	157	160	161	162	162	161	159	158	160
1990	157	156	154	153	151	149	146	144	141	137	134	130	149
1991	126	121	117	114	111	108	107	105	104	102	100	99	107
1992	97	95	92	90	88	86	85	84	84	84	84	84	86
1993	84	84	84	85	85	86	86	87	88	89	90	91	85
1994	93	94	95	97	98	99	99	100	101	102	102	102	100
1995	102	102	101	100	100	99	98	97	96	96	95	95	98
1996	95	95	96	97	98	99	101	102	104	106	109	112	100

Help-Wanted Index (1996=100), Canada, Provinces and Metropolitan areas

Indice de l'offre d'emploi (1996=100), Canada, provinces et régions métropolitaines

Year	January	February	March	April	May	June	July	August	September	October	November	December	Average
Année	Janvier	Février	Mars	Avril	Mai	Juin	Juillet	Août	Septembre	Octobre	Novembre	Décembre	Moyenne

D738902

Saskatoon seasonally adjusted smoothed - Saskatoon désaisonnalisé lissé

1981	97	108	108	109	109	109	108	107	104	101	97	93	107
1982	89	85	80	76	72	69	66	64	64	64	65	66	69
1983	68	70	72	75	77	80	82	84	86	87	88	88	79
1984	89	89	89	89	89	89	88	88	87	87	87	87	89
1985	88	88	89	90	90	91	91	92	93	95	97	98	91
1986	100	101	102	103	103	103	104	104	104	105	105	105	105
1987	104	104	103	102	101	101	101	101	102	103	104	106	100
1988	108	109	111	113	114	116	117	118	119	119	119	119	117
1989	120	121	122	124	126	128	130	131	132	132	132	132	128
1990	131	130	128	126	124	122	119	117	114	111	108	105	121
1991	103	100	98	95	94	92	90	89	87	86	85	84	91
1992	83	81	80	80	79	78	78	78	78	78	79	79	78
1993	80	80	80	80	79	79	79	79	79	80	81	82	79
1994	84	87	89	91	93	95	96	97	97	97	96	95	95
1995	94	92	91	89	88	87	87	86	86	86	87	87	87
1996	88	90	92	94	97	99	101	104	106	108	109	111	100

D738904

Calgary seasonally adjusted smoothed - Calgary désaisonnalisé lissé

1981	250	289	292	296	300	301	297	289	276	258	236	212	284
1982	187	164	143	125	110	97	88	82	79	78	79	80	102
1983	80	81	80	80	79	78	77	76	75	74	74	75	77
1984	78	80	83	86	88	90	91	91	92	93	95	97	89
1985	99	103	106	110	113	116	119	121	123	126	128	128	117
1986	126	123	118	114	110	108	107	106	106	106	107	109	111
1987	110	113	116	119	124	129	135	141	146	151	154	157	134
1988	159	161	163	165	168	171	173	175	176	176	176	178	170
1989	181	184	187	190	192	192	192	192	192	192	192	192	192
1990	192	193	193	192	189	185	179	172	165	157	149	141	176
1991	134	127	121	117	113	111	109	107	106	104	101	98	112
1992	95	92	89	87	85	84	83	83	83	84	85	86	85
1993	88	89	90	91	92	93	94	95	95	96	97	98	93
1994	99	101	102	104	106	107	109	110	111	112	112	111	107
1995	109	106	103	100	98	97	96	97	98	99	100	102	99
1996	104	106	107	107	106	103	99	96	95	96	98	102	100

Help-Wanted Index (1996=100), Canada, Provinces and Metropolitan areas

Indice de l'offre d'emploi (1996=100), Canada, provinces et régions métropolitaines

Year	January	February	March	April	May	June	July	August	September	October	November	December	Average
Année	Janvier	Février	Mars	Avril	Mai	Juin	Juillet	Août	Septembre	Octobre	Novembre	Décembre	Moyenne

D738905

Edmonton seasonally adjusted smoothed - Edmonton désaisonnalisé lissé

1981	289	281	282	284	285	285	281	273	261	245	226	206	265
1982	186	167	148	132	117	105	96	90	87	85	85	84	105
1983	84	83	83	84	86	87	88	89	89	88	88	89	87
1984	91	93	94	96	97	97	98	99	101	103	105	109	99
1985	112	117	121	125	130	133	136	139	140	141	140	139	134
1986	137	134	131	128	126	125	125	125	125	124	123	122	126
1987	120	119	118	120	122	126	131	137	142	147	151	154	134
1988	158	161	165	168	172	175	178	179	179	180	180	182	175
1989	185	188	192	195	197	198	199	199	199	199	199	199	197
1990	199	199	198	196	193	189	183	177	171	164	157	149	179
1991	141	133	127	121	117	114	111	109	106	103	100	97	112
1992	95	94	92	90	89	87	86	85	85	86	87	88	87
1993	88	89	89	89	89	89	88	87	86	86	86	87	88
1994	89	91	92	93	94	95	95	95	95	94	93	91	94
1995	88	86	84	82	80	79	78	77	77	78	78	78	79
1996	79	80	82	85	90	95	101	107	114	121	128	135	100

D738906

Vancouver seasonally adjusted smoothed - Vancouver désaisonnalisé lissé

1981	202	206	206	206	207	207	206	203	198	190	178	165	203
1982	150	135	119	105	94	84	78	73	71	71	72	73	90
1983	76	78	81	83	85	86	87	87	87	87	88	89	85
1984	91	93	96	98	99	98	97	96	95	94	93	93	96
1985	93	94	95	97	100	103	106	109	111	114	118	121	104
1986	125	129	131	133	134	134	134	135	137	139	141	143	135
1987	145	147	149	151	154	157	160	163	166	168	170	171	159
1988	172	172	173	175	178	183	188	194	199	204	209	216	186
1989	223	231	239	244	248	250	251	252	253	255	255	255	249
1990	253	250	246	240	233	226	218	209	200	191	181	172	220
1991	165	159	154	152	150	149	147	145	143	140	137	134	148
1992	132	129	127	126	126	126	127	128	128	129	129	128	127
1993	126	125	124	123	123	124	124	124	124	124	124	125	123
1994	126	127	128	128	128	127	127	126	126	125	124	123	127
1995	122	120	118	116	114	112	111	109	107	106	104	103	112
1996	101	100	99	98	98	98	99	101	103	105	107	109	100

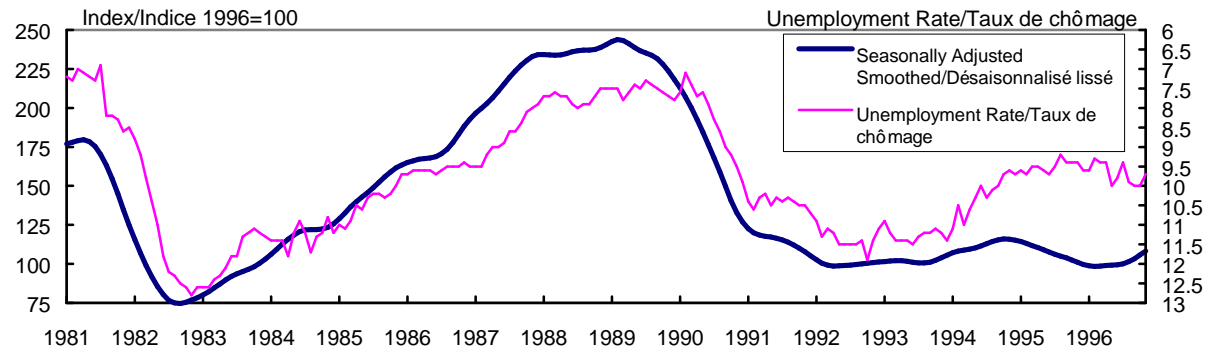
Help-Wanted Index (1996=100), Canada, Provinces and Metropolitan areas

Indice de l'offre d'emploi (1996=100), Canada, provinces et régions métropolitaines

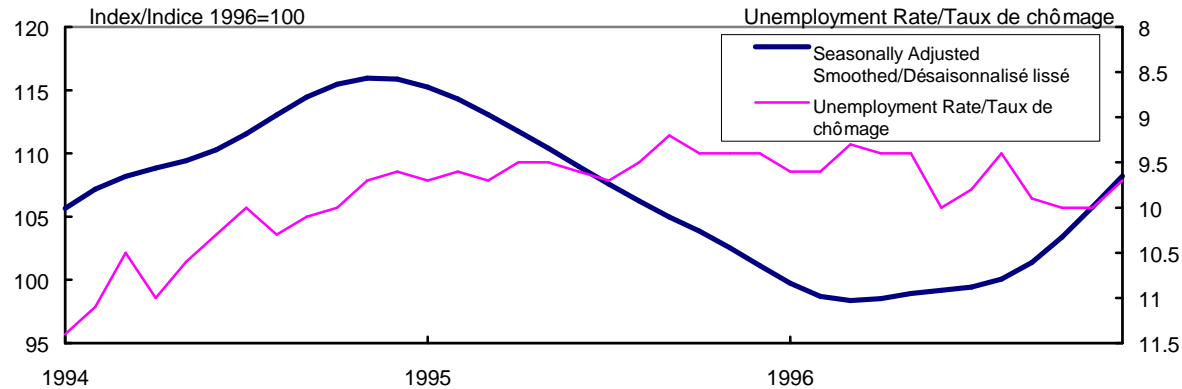
Year	January	February	March	April	May	June	July	August	September	October	November	December	Average
Année	Janvier	Février	Mars	Avril	Mai	Juin	Juillet	Août	Septembre	Octobre	Novembre	Décembre	Moyenne
D738907	Victoria seasonally adjusted smoothed - Victoria désaisonnalisé lissé												
1981	147	145	147	149	151	152	151	148	141	132	122	111	145
1982	102	93	86	79	74	69	66	64	62	61	61	62	71
1983	62	63	64	65	65	66	67	68	70	72	73	74	67
1984	75	76	76	77	78	78	78	78	77	76	76	75	77
1985	74	74	74	75	77	79	82	85	88	91	94	97	82
1986	99	100	101	102	102	102	102	102	102	102	103	105	101
1987	107	110	113	116	119	122	126	130	134	139	143	146	125
1988	147	148	148	148	149	151	155	159	166	172	180	187	156
1989	194	201	207	213	218	221	223	225	227	228	230	232	221
1990	233	234	235	234	233	230	225	219	212	204	195	187	224
1991	180	175	172	171	171	171	171	169	166	163	160	157	169
1992	154	152	150	149	150	152	154	155	156	156	156	155	152
1993	154	153	152	152	152	153	154	154	155	155	155	155	153
1994	154	153	151	148	144	141	138	136	135	134	132	130	142
1995	128	126	125	124	123	122	121	119	117	114	111	108	120
1996	105	102	100	98	97	97	98	100	103	106	108	111	100

Canada

**Help-Wanted Index Seasonally Adjusted Smoothed Versus Unemployment Rate from the Labour Force Survey 1981-1996 /
Indice de l'offre d'emploi désaisonnalisé lissé par rapport au taux de chômage de l'Enquête sur la population active 1981-1996**



**Help-Wanted Index Seasonally Adjusted Smoothed Versus Unemployment Rate from the Labour Force Survey 1994-1996 /
Indice de l'offre d'emploi désaisonnalisé lissé par rapport au taux de chômage de l'enquête sur la population active 1994-1996**

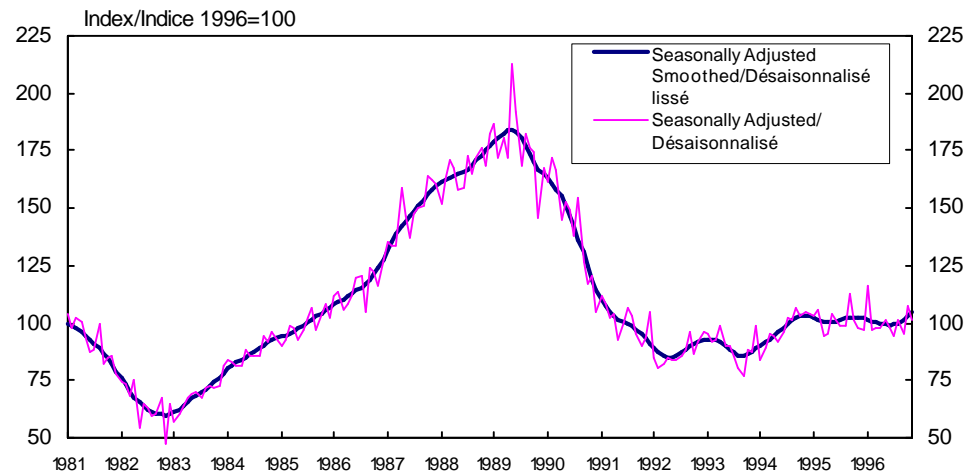


Help-Wanted Index (1996=100)

Indice de l'offre d'emploi (1996=100)

Atlantic Provinces - Provinces de l'Atlantique

Help-Wanted Index Seasonally Adjusted Versus Help-Wanted Index Seasonally Adjusted Smoothed 1981-1996 /
Indice de l'offre d'emploi désaisonnalisé par rapport à l'indice d'offre d'emploi désaisonnalisé lissé 1981-1996



Concepts & Methods

The Help-Wanted Index measures changes in the demand for labour relative to a base-year, currently 1996. The index (see Annex 1 for detail) is derived from a count of job advertisements published in the classified sections of 22 major metropolitan area newspapers. During a period of economic expansion, the demand for labour increases and employers place help-wanted ads in newspaper to attract workers. Similarly, during a downturn in the economy, demand for labour decreases and employers advertise less. Since the need to advertise job openings occurs early in the business cycle, an index aimed at measuring changes in the level of job ads can be considered an early indicator of labour market conditions and of general economic activity. While there exists a general relationship between the number of help-wanted ads and job vacancies, it has been found impossible to quantify this relationship.

In the past, attempts have been made to collect and publish information on job offers. However, since the cancellation of the Job Vacancy Survey in 1978, the Help-Wanted Index is the only indicator of labour demand which is released on a regular basis by Statistics Canada.

The Canadian Help-Wanted Index is patterned after an index developed and published by the Conference Board in the United States. A Canadian index was first constructed in 1973 by the Department of Finance. Statistics Canada assumed responsibility for its publication the following year.

Methodology

The Help-Wanted Index compares the number of ads published in any given month with the respective average number of ads in the base-period. The ratio between the two values is then weighted according to the population residing in the metropolitan areas surveyed (see Annex 2 for the population figures and the weights). Following are the steps which are required to construct the Help-Wanted Index.

Help-wanted advertisements:

The basic unit of measurement is a help-wanted advertisement published in the classified section of a newspaper surveyed. Data are collected for one

Concepts et méthodes

L'indice de l'offre d'emploi mesure les changements dans la demande de main-d'oeuvre relativement à une année de base, actuellement 1996. L'indice (pour plus de détails sur le calcul d'un indice, voir l'annexe 1) est fondé sur le nombre d'annonces d'offres d'emploi paraissant dans 22 journaux des principales régions métropolitaines du Canada. Bien qu'il existe une relation générale entre la quantité d'offres d'emploi et la demande de travail, il est impossible de la quantifier en termes du nombre d'emplois disponibles ou du nombre d'emplois perdus à partir de cet indice. Durant une période d'expansion économique, la demande de travail augmente et les employeurs placent des annonces d'offres d'emploi dans les journaux afin d'attirer les travailleurs. De la même façon, durant une période de ralentissement économique, la demande de travail diminue et les employeurs ont alors peu recours aux annonces. Comme le besoin d'annoncer des offres d'emploi se fait sentir très tôt dans le cycle des affaires, un indice qui cherche à mesurer les variations dans le niveau des annonces d'offre d'emploi peut donc être considéré comme un indicateur avancé des conditions du marché du travail et de l'activité économique générale.

Depuis l'abolition de l'enquête sur les postes vacants en 1978, la disponibilité de données reliées à l'aspect de la demande de travail est très limitée. L'indice de l'offre d'emploi est le seul indicateur de la demande de travail publié sur une base régulière à Statistique Canada.

L'indice canadien de l'offre d'emploi est formé selon le modèle conçu par le Conference Board aux États-Unis. Un premier indice canadien a été diffusé en 1973 par le ministère des Finances. L'année suivante, Statistique Canada a pris en charge la publication de cet indice.

Méthodologie

L'indice de l'offre d'emploi compare le nombre d'annonces publiées pour un mois donné à la moyenne annuelle du nombre d'annonces durant l'année de base. Le rapport entre ces deux valeurs est ensuite multiplié par le poids démographique approprié (voir l'annexe 2 pour les chiffres de la population et les poids). Les étapes nécessaires pour construire l'indice de l'offre d'emploi sont les suivantes.

Annonces d'offres d'emploi:

L'unité de mesure de base est l'annonce d'offre d'emploi publiée dans la section des annonces classées. Les données sont recueillies pour un samedi chaque mois, soit celui

Saturday each month; usually the Saturday of the Labour Force Survey reference week.

Excluded from the survey are advertisements:

- ! which do not appear in the classified section,
- ! for "position wanted",
- ! for newspaper carriers,
- ! for lease operators,
- ! which relate to vacancies in the United States.

Raw indices:

The number of advertisements from each newspaper included in the survey are divided by their respective 12-month average in the 1996 base-period to derive raw indices for metropolitan areas.

Weighted Help-Wanted Indices:

The population within a region is calculated as the sum of the population residing in the metropolitan areas surveyed. For each region, the metropolitan area indices are weighted by their respective population weights (see Annex 2). The individual values are then summed to provide regional indices.

The Canada index is the sum of the weighted metropolitan area indices, adjusted for the proportion of the population residing in the twenty areas surveyed.

Seasonally adjusted:

The Canada and regional indices are first adjusted for seasonal variations, that is, for changes which repeat every year. This process involves an "endpoint" adjustment using the X-11 ARIMA seasonal adjustment program. In addition, the seasonally adjusted data are "smoothed" to reduce the irregular fluctuations in the series.

Smoothed Seasonal Indices¹

The raw data of time series are sometimes difficult to interpret because they contain a trend-cycle component as well as the effects of seasonal and

qui correspond habituellement à la semaine de référence de l'enquête sur la population active.

Les annonces suivantes sont exclues de l'enquête:

- ! les annonces qui ne figurent pas dans la section des annonces classées;
- ! les annonces classées sous la section "emplois demandés";
- ! les annonces demandant des livreurs de journaux;
- ! les annonces demandant des opérateurs à contrat;
- ! les annonces offrant des emplois aux États-Unis.

Indices bruts:

Le nombre d'annonces obtenu de chaque journal est divisé par leur moyenne respective de 12 mois durant l'année de base en 1996. Cela permet d'obtenir les indices bruts des régions métropolitaines incluses dans l'enquête.

Indices pondérés de l'offre d'emploi:

La population régionale est égale à la somme des populations des régions métropolitaines comprises dans cette région. Pour chaque région, la valeur des indices des régions métropolitaines est multipliée par le poids de leur population respective dans la région (voir Annexe 2). Les valeurs pondérées de toutes les régions métropolitaines d'une région sont ensuite additionnées afin d'obtenir la valeur de l'indice régional.

L'indice national est la somme des valeurs des régions métropolitaines pondérées en fonction de leur population respective dans le Canada. La population canadienne est égale ici à la somme des populations des vingt régions métropolitaines incluses dans l'échantillon.

Indices désaisonnalisés:

Les données de l'indice de l'offre d'emploi pour le Canada et pour les régions sont ajustées pour les variations saisonnières qui se répètent chaque année. Ce procédé implique l'extrapolation des séries au moyen du modèle d'ajustement saisonnier X-11 ARMMI. De plus, les indices désaisonnalisés sont lissés afin de réduire les fluctuations irrégulières.

Indices désaisonnalisés lissés¹

Les données originales sont parfois difficiles à interpréter parce qu'en plus de la tendance, elles incluent les effets saisonniers et les variations irrégulières. De façon générale, afin de

irregular variations. Commonly, to assist in the interpretation of month-to-month changes the data are adjusted, that is, the seasonal effects are removed.

The experience has been that the Help-Wanted Index displayed month-to-month variations which masked its trend. To reduce the influence of the irregular fluctuations it was decided to smooth the seasonally adjusted data. This process involves the following four steps:

- 1) A three-term moving average is applied to the last three observations of the seasonally adjusted data. The calculation is repeated each month as new data become available.
- 2) The month-to-month changes of the derived estimates are calculated. This procedure is commonly referred to as the derivation of "first differences".
- 3) Next, the standard deviation of the "first differences" is calculated.
- 4) If the absolute value calculated in Step 2 exceeds the standard deviation in Step 3, the difference is distributed to adjacent months.

The smoothing of the Help-Wanted Indices is an iterative process in that Steps 1 to 4 are repeated several times.

Graph on page 238 shows the effect of the smoothing technique and demonstrates the reduction of the month-to-month variations while preserving the trend of the Help-Wanted Index.

¹ *The "Smoothing technique" was developed by Guy Huot, Time Series Research and Analysis Center, Statistics Canada.*

Revisions:

The seasonally adjusted indices are revised each year when data for a complete calendar year become available. At this time, data for the past four years are revised.

Missing data:

Although uncommon, unforeseen events such as strikes and delivery problems may make it impossible to obtain certain newspapers. If necessary, the data are imputed as follows:

faciliter l'interprétation des variations mensuelles, les données sont ajustées, c'est-à-dire que la composante saisonnière de la série est éliminée.

L'indice de l'offre d'emploi désaisonnalisé indique des variations mensuelles qui rendent parfois difficile l'interprétation de la tendance. Afin de réduire l'importance de la composante irrégulière dans la série, on a décidé de lisser les données désaisonnalisées. Cette technique s'effectue en quatre phases.

- 1) Une moyenne mobile de trois mois est appliquée aux trois dernières observations de la série désaisonnalisée. Cette opération est répétée chaque mois au fur et à mesure que les données sont disponibles.
- 2) Les variations mensuelles des valeurs obtenues à la première phase sont calculées. Cette procédure est également connue sous le nom de "différence première".
- 3) L'écart-type de ces "différences premières" est calculé.
- 4) Lorsque la valeur absolue des variations mensuelles, calculée à la phase 2, est supérieure à l'écart-type de la phase 3, la différence est redistribuée sur les mois adjacents.

Le lissage des indices de l'offre d'emploi est une procédure itérative, c'est-à-dire que les phases 1 à 4 sont répétées plusieurs fois.

Le graphique à la page 238 montre les effets de la technique de lissage qui réduit les fluctuations mensuelles tout en préservant la tendance de l'indice d'offre d'emploi.

¹ *La "technique de lissage" a été développée par Guy Huot, Centre de recherche d'Analyse en séries chronologiques, Statistique Canada.*

Révisions:

Les indices désaisonnalisés sont révisés chaque année lorsque l'on dispose des données pour une année civile complète. Les données pour les quatre dernières années sont alors révisées.

Données manquantes:

Bien que peu fréquents, des événements imprévus tels que des grèves ou des problèmes de livraison, peuvent rendre impossible l'obtention de certains journaux. Lorsque cela s'avère nécessaire, les données sont alors imputées de la façon suivante:

-
- a) If available, newspapers from the previous Saturday are used to construct the index.
 - b) If a newspaper from a previous Saturday cannot be obtained, the ad count for the missing paper is imputed as follows: the number of ads which have been published for the missing month and the preceding month in the past three years are averaged and are compared to the most current month available. A ratio is calculated and then applied to the most current month available deriving an ad count for the missing month. For example, if a newspaper is missing for the month of April 1990, we calculate the sum of ads separately for March and April for the years 1987 to 1989. A ratio is calculated between these two months and is then applied to March 1990 to derive the April 1990 estimates.

Easter-weekend and December-holiday adjustments:

The number of help-wanted ads usually declines significantly whenever the survey date falls Easter-weekend and when it is close to the Christmas holidays. On such occasions, to avoid erroneous interpretations, the following adjustments are made: 1) If the survey date falls on Easter-weekend, ad counts from the previous Saturday are used to construct the indices. 2) For the December survey, a Saturday is chosen which falls on or before the tenth day of the month.

Charts:

Chart 1 and 2 (see page 237) show the Help-Wanted Index for Canada together with the inverse of the unemployment rate and the employment-population ratio. The seasonally-adjusted indices have been "smoothed" to reduce irregular fluctuations.

Newspapers included in the survey:

Atlantic Provinces:

Evening Telegram (St. John's)
The Guardian (Charlottetown)
The Chronical Herald (Halifax)
The Telegraph Journal (Saint John)
The Times Transcript (Moncton)

- a) Si elles sont disponibles, les données provenant du samedi précédent sont utilisées pour calculer l'indice.
- b) Si les journaux du samedi de la semaine précédente ne peuvent être obtenus, le nombre d'annonces manquant sera imputé en appliquant la méthode suivante: nous calculons une moyenne du nombre d'annonces qui ont été publiées durant les trois dernières années pour le mois manquant et le mois précédent celui-ci. Par la suite nous le comparons au mois le plus récent disponible. Un ratio est calculé et appliqué au mois le plus récent pour estimer la valeur du mois manquant. Par exemple, nous calculons indépendamment la somme des annonces pour les mois de mars et avril, pour les années 1987 à 1989. Par la suite nous calculons un ratio entre ces deux mois et l'appliquons au mois de mars 1990 afin d'estimer le mois d'avril 1990.

Ajustements pour la fin de semaine de Pâques et le congé de Noël

Le volume d'offres d'emploi diminue considérablement lorsque la date de référence de l'enquête tombe entre le Vendredi Saint et le dimanche de Pâques. Pour éviter une interprétation erronée de l'indice, les ajustements suivants sont faits: 1) si la date de référence tombe durant la fin de semaine de Pâques, les données du samedi précédent seront utilisées afin de construire l'indice. 2) De la même façon, lorsque la date de référence est près de la fête de Noël, les données du samedi publiées au plus tard le dixième jour du mois de décembre sont utilisées.

Graphiques:

Dans les graphiques 1 et 2 (voir page 237), l'indice de l'offre d'emploi pour le Canada a été tracé avec le taux de chômage et le rapport emploi-population. Afin de relier le taux de chômage à l'indice, il a été représenté en fonction d'une échelle inversée. Les données désaisonnalisées de l'indice ont été lissées afin de réduire les fluctuations irrégulières.

Liste des journaux visés par l'enquête:

Provinces de l'Atlantique:

Evening Telegram (St. John's)
The Guardian (Charlottetown)
The Chronical Herald (Halifax)
The Telegraph Journal (Saint John)
The Times Transcript (Moncton)

Newspapers included in the survey: (continued)

Quebec:

Le Soleil (Quebec)
La Tribune (Sherbrooke)
The Gazette (Montreal)
La Presse (Montreal)
Le Droit (Hull)
The Citizen (Hull)

Ontario:

Le Droit (Ottawa)
The Citizen (Ottawa)
The Toronto Star
The Hamilton Spectator
The London Free Press
The Sudbury Star

Prairie Provinces:

Winnipeg Free Press
The Leader Post (Regina)
The Star Phoenix (Saskatoon)
The Edmonton Journal
Calgary Herald

British Columbia:

The Vancouver Sun
Times Colonist (Victoria)

Data availability

Each month, indices for Canada, regions, provinces and census metropolitan areas are released on the first or second Thursday following the reference month in the Statistics Canada Daily, on CANSIM (Matrix 105) and in the Infomat (Catalogue No. 11-002). Customized data request are also available. For more information contact the Labour Division:

Tel: (613) 951-4090
Fax: (613) 951-4087
e-mail: labour@statcan.ca

Liste des journaux visés par l'enquête: (suite)

Québec:

Le Soleil (Québec)
La Tribune (Sherbrooke)
The Gazette (Montréal)
La Presse (Montréal)
Le Droit (Hull)
The Citizen (Hull)

Ontario:

Le Droit (Ottawa)
The Citizen (Ottawa)
The Toronto Star
The Hamilton Spectator
The London Free Press
The Sudbury Star

Provinces des Prairies:

Winnipeg Free Press
The Leader Post (Régina)
The Star Phoenix (Saskatoon)
The Edmonton Journal
Calgary Herald

Colombie-Britannique:

The Vancouver Sun
Times Colonist (Victoria)

Disponibilité de données

Chaque mois, les indices pour le Canada, les régions, les provinces et les régions métropolitaines paraissent le premier ou le deuxième jeudi suivant le mois de référence dans le Quotidien de Statistique Canada, CANSIM (Matrice 105) et l'Infomat (Catalogue 11-002). Des totalisations spéciales sont aussi disponibles. Pour plus d'information, veuillez contacter la Division du travail:

Tel: (613) 951-4090
Fax:(613) 951-4087
e-mail: labour@statcan.ca

Annex 1

Calculation of an Index

Index numbers are statistical measures which show how something has changed over time. Perhaps best known is the Consumer Price Index which informs the reader about changes in consumer purchasing power or inflation. An index compares a base period value with a current value, and relates the two measures to each other in the form of a ratio or percentage change.

Help-wanted advertisements can be used to measure changes in the demand for workers over time, thus an index can be constructed based on counts of help-wanted ads published in twenty metropolitan centres. The base period selected for the index is the year 1996, and the **base value**, set equal to 100 by convention, is a 12-month average of the number of ads published in 1996. Each month, this value is compared with a current count of ads. For example, if the **base value** equalled 1,406 and the count of ads for the **current month** was 1,780, then the index would be:

$$\frac{1,780}{1,406} * 100 = 127$$

This value is interpreted as follows: for the newspapers surveyed, compared with the base period 1996, the index increased 27 points, or the number of help-wanted ads rose by 27%.

Each Help-Wanted Index measures changes over time specific to one region. For example, in December 1996, the seasonally adjusted Help-Wanted Index stood at 105 in the Atlantic provinces and 100 in Quebec. This means, compared with the 1996 base period, the number of help-wanted ads increased 5% in the Atlantic provinces and has unchanged in Quebec. Since the indices do not tell the reader how many ads were published, a direct comparison of the index between areas is impossible.

Annexe 1

Calcul d'un indice

Des indices sont des mesures statistiques qui permettent d'évaluer les variations dans le temps. L'indice le plus connu est peut-être l'indice des prix à la consommation qui informe le lecteur des variations du pouvoir d'achat des consommateurs ou de l'inflation. Un indice compare la valeur d'une période de référence à une valeur courante et relie les deux mesures par un ratio ou une variation en pourcentage.

Les offres d'emploi peuvent être utilisées pour mesurer, dans le temps, les changements de la demande de travailleurs. C'est ainsi que l'on procède pour élaborer l'indice qui est basé sur le nombre d'annonces d'offres d'emploi publiées dans 20 régions métropolitaines. La période de référence retenue pour l'indice est 1996 et la **valeur de base**, posée comme égale à 100 par convention, est une moyenne sur 12 mois du nombre d'annonces placées en 1996. Chaque mois, on compare cette valeur à un nombre courant d'annonces. Ainsi, si la **valeur de base** est égale à 1,406 et si le nombre d'annonces placées au cours du **mois courant** est de 1,780, l'indice sera de:

$$\frac{1,780}{1,406} * 100 = 127$$

L'interprétation est la suivante: pour les journaux enquêtés, par rapport à la période de base 1996, l'indice s'est accru de 27 points, c'est-à-dire que le nombre d'annonces d'offres d'emploi s'est accru de 27%.

Chaque indice de l'offre d'emploi mesure, dans le temps, les variations propres à une région. En décembre 1996, par exemple, l'indice désaisonnalisé s'établissait à 105 dans les provinces de l'Atlantique et à 100 au Québec. Autrement dit, par rapport à la période de base de 1996, le nombre d'annonces d'offres d'emploi publiées a augmenté de 5% dans les provinces de l'Atlantique et n'a pas changé au Québec. Comme les indices ne permettent pas de savoir combien d'annonces ont été publiées dans chacune des régions, il est impossible pour le lecteur de procéder à une comparaison directe de l'indice entre régions.

Annex 2

Weights Used in the Construction of the Help-Wanted Index

Annexe 2

Poids utilisés pour construire l'indice de l'offre d'emploi

	POPULATION (1996)	WEIGHTS/POIDS (1996)
001 St. John's - (Nfld.) - (T.-N.)	174,051	.2168
105 Charlottetown - (P.E.I.) - (I.-P.-É.) . .	57,224	.0713
205 Halifax - (N.S.) - (N.-É)	332,518	.4141
305 Saint John - (N.-B.)	125,705	.1565
310 Moncton - (N.-B.)	113,491	.1413
Atlantic Provinces - Provinces de l'Atlantique	804,989	.0492
421 Quebec City - Ville de Québec	671,889	.1560
433 Sherbrooke	147,384	.0336
462 Montreal - Montréal	3,326,510	.7556
505 Hull	247,072	.0548
Quebec/ Québec	4,392,855	.2694
505 Ottawa	763,426	.1212
535 Toronto	4,263,757	.6799
537 Hamilton	624,360	.1047
555 London	398,616	.0666
580 Sudbury	160,488	.0275
Ontario	6,210,647	.3801
602 Winnipeg	667,209	.2464
705 Regina/Régina	193,652	.0724
725 Saskatoon	219,056	.0793
825 Calgary	821,628	.2848
835 Edmonton	862,597	.3172
Prairie Provinces - Provinces des Prairies	2,764,142	.1695
933 Vancouver	1,831,665	.8477
935 Victoria	304,287	.1523
British Columbia - Colombie-Britannique	2,135,952	.1310

(1) **Source:** 1996 Census. The regional population figures are the sum of the populations residing in the metropolitan areas surveyed.

(1) **Source:** Recensement de 1996. Les chiffres de la population pour les régions du Canada proviennent de la somme des populations des régions métropolitaines faisant partie de l'enquête.



Your feedback is welcome!



We hope you found the electronic version of the **Annual Estimates of Employment, Earnings and Hours 1984 - 1996** to be both informative and easy to use. As we are always seeking new ways to develop more user-friendly products, we would appreciate your comments.

Please take a few minutes to complete and return the following mini-questionnaire

1. Please indicate which version you purchased:

F Diskette F Diskette and Paper F Internet and Diskette

2. Overall, please indicate how easy it was to load the diskette and access the information. Would you say it was:

- Easy
- A few problems (specify the problems) _____
- Difficult (specify the problems) _____

3. This product comes with the capability to print your own paper copy locally, and also to use it electronically. Which version did you use most often?

- Electronic (why) _____
- Paper (why) _____

4. What were the main advantages to using the electronic version?

- The ability to manipulate data
- The ability to integrate with other data
- The ability to download product immediately
- The ability to review numerical data
- Other _____

5. Currently the electronic version is produced using Adobe Acrobat Reader software, accompanied by ASCII files. Are there any other format(s) / software that you would prefer to see used?

Thank you for taking the time to answer these questions

Name _____ Organization _____
 Department/Section _____ Address _____
 City _____ Province _____ Postal Code _____
 Telephone (____) _____ Fax (____) _____ Internet _____

Questions or comments? Contact us anytime.

MAIL TO



Statistics Canada,
Labour Division,
SADU
Ottawa, Ontario,
Canada K1A 0T6

PHONE



1 - 613 - 951-4090
(8:30am-4:30pm EST)

FAX TO



1 - 613 - 951-4087

INTERNET



labour@statcan.ca



Statistics Canada Statistique Canada

Canada



Vos commentaires sont appréciés!



Nous espérons que vous avez trouvé le catalogue électronique “**Les estimations annuelles de l’emploi, des gains et de la durée du travail 1984-1996**” très utile et facile à utiliser. Nous sommes toujours à développer des produits conviviaux; alors si vous avez des commentaires, nous vous prions de nous en faire part.

Nous vous saurions gré de prendre quelques minutes afin de compléter ce bref questionnaire

1. Sur quel format votre choix s’est-il arrêté:

F Disquette F Disquette et papier F Internet et disquette

2. En général, pourriez-vous dire que l’installation et l’accès à l’information ont été:

- Simples
- Quelque peu difficiles (spécifier le problème) _____
- Difficiles (spécifier le problème) _____

3. Ce produit vous permet à la fois d’imprimer sur place et de visualiser l’information électroniquement. Quelle version avez-vous utilisée le plus souvent?

- Électronique (raison) _____
- Papier (raison) _____

4. Quelles ont été les avantages de la version électronique?

- La capacité de manipuler les données
- La capacité de réviser les données
- La capacité d’intégrer les données à d’autres données
- Autres _____
- La capacité d’accéder à l’information rapidement _____

5. Présentement la version électronique est créée à partir du logiciel Adobe Acrobat qui comprend aussi les fichiers ASCII. Indiquez s’il y a d’autres formats ou logiciels que vous auriez préféré utiliser?

Merci d’avoir pris le temps de répondre à ce questionnaire

Nom _____ Organisation _____

Département/Section _____ Adresse _____

Ville _____ Province _____ Code postal _____

Téléphone (____) _____ Télécopieur (____) _____ Internet _____

Vous avez des questions ou des commentaires? Communiquez avec nous en tout temps.

POSTER À



Statistiques Canada,
Division du travail,
SADU
Ottawa, Ontario,
Canada K1A 0T6

TÉLÉPHONE



1 - 613 - 951-4090
(8:30am-4:30pm HNE)

TÉLÉCOPIEUR



1 - 613 - 951-4087

INTERNET



labour@statcan.ca